



# Employee Relations Handbook

*A resource for San Mateo County Supervisors*

*Revised December 2019*



**COUNTY OF  
SAN MATEO**

## **DEDICATION**

This handbook is dedicated to Tim Sullivan, whose passion for our profession shines throughout the pages that follow.

# HOW TO USE THE EMPLOYEE RELATIONS HANDBOOK

This Handbook is to be used as an aid and guide. It is not, however, a replacement for the advice and guidance available from Employee & Labor Relations.

Each section covers an area of inquiry with a brief introduction, then answers the questions most frequently asked of Employee & Labor Relations by supervisors and managers. Links provided throughout will take you to sample letters and other documents, such as County policies.

Our purpose is to make the handbook as complete as possible, so please call Employee & Labor Relations if there is an issue you would like addressed in this Handbook, and we may incorporate it in a future update.

You can find contact information for your department's Employee & Labor Relations representative, as well as access the current Memoranda of Understanding, "Rules of the Civil Service Commission" and "Employer-Employee & Labor Relations Policy" via PDF, by visiting us online at <http://hr.smcgov.org/>.

# TABLE OF CONTENTS

**DEDICATION..... 2**

**HOW TO USE THE EMPLOYEE RELATIONS HANDBOOK ..... 3**

**TABLE OF CONTENTS ..... 4**

**1. STATEMENT OF PURPOSE ..... 11**

**2. DOCUMENTATION..... 12**

A. What is documentation?..... 13

B. What should be documented? ..... 13

C. What is the benefit to me as a supervisor?..... 13

D. Itinerary for management review of supervisors ..... 13

E. Description of files to be maintained ..... 14

*Example #1: Probationary Rejection for Attendance ..... 16*

*Example #2: Probationary Extension due to Performance ..... 19*

*Example #3: “Special” Below Standard Evaluation..... 23*

**3. PROBATIONARY PERIODS..... 27**

A. Who serves a probationary period?..... 27

B. How long are probationary periods?..... 27

C. What are your supervisory responsibilities during a probationary period?..... 28

D. Can a probationary period be extended?..... 28

E. How does an employee become permanent? ..... 29

F. How are employees notified that they have failed to pass their probationary period? ..... 29

G. Can an employee transferring to another department be required to complete a new probationary period?..... 29

H. Can an employee grieve or appeal a probationary dismissal? ..... 30

I. Can a probationary employee take vacation time? ..... 30

*Sample Request for Extension of Probationary Period #1 ..... 31*

*Sample Request for Extension of Probationary Period #2 ..... 32*

*Sample Termination Letter for Probationary Employee\*..... 33*

*Request for Transfer or Voluntary Demotion ..... 34*

*Sample Resignation Form..... 36*

*Sample Acknowledgment and Acceptance Letter..... 37*

<b>4. INTRODUCTION TO PERFORMANCE AND CONDUCT .....</b>	<b>38</b>
A. What is the difference between performance and conduct?.....	38
B. Why do we make a distinction between performance and conduct? .....	38
C. What is corrective action?.....	39
D. What is disciplinary action?.....	39
E. What is non-punitive discipline?.....	39
<i>Is It Performance or Conduct? .....</i>	<i>40</i>
<b>5. THE SKELLY PROCESS .....</b>	<b>41</b>
A. 3 Phases of the Skelly Process .....	46
1. <i>The Intent Letter</i> .....	46
2. <i>The Employee’s Reply</i> .....	48
3. <i>The Decision Letter</i> .....	50
<b>6. PERFORMANCE.....</b>	<b>51</b>
A. What is the supervisor's responsibility regarding employee performance? .....	51
B. What are performance expectations? .....	52
<i>Sample Performance Improvement Plan #1 .....</i>	<i>56</i>
<i>Sample Performance Improvement Plan #2 .....</i>	<i>57</i>
<i>Sample Performance Improvement Plan #3 .....</i>	<i>59</i>
<i>Sample Performance Improvement Plan #4 .....</i>	<i>62</i>
C. What is the process for preparing an employee performance evaluation?.....	63
D. What should be done if an employee is not meeting performance expectations?.....	65
E. How does the supervisor know what to do next, and when to do it? .....	66
<i>Flowchart for Performance Evaluations .....</i>	<i>67</i>
<i>Sample Pre-Evaluation Memo #1 .....</i>	<i>67</i>
<i>Sample Pre-Evaluation Memo #2 .....</i>	<i>70</i>
<i>Sample Supervisor Transition Memo .....</i>	<i>73</i>
<i>Sample Employee Performance Report .....</i>	<i>75</i>
<i>Sample Skelly Intent to Dismiss Letter – Poor Performance .....</i>	<i>77</i>
<i>Sample Skelly Decision Letter – Poor Performance.....</i>	<i>80</i>
<b>7. CONDUCT .....</b>	<b>83</b>
A. What is the supervisor's responsibility regarding employee conduct?.....	83
B. What should be done if an employee does not adhere to conduct expectations?.....	83
C. How does the supervisor know what to do next, and when to do it? .....	84
D. What is progressive discipline?.....	84

*Non-Punitive Discipline Program Description*..... 85  
*Sample Counseling Memo for Discourtesy*..... 88  
*Sample Letter of Warning for Waste Of County Time* ..... 89  
*Sample Letter of Reprimand for Discourtesy*..... 90  
*Sample Skelly Intent Letter – Conduct (Non-Punitive Discipline)*..... 91  
*Sample Skelly Decision Letter – Conduct (Non-Punitive Discipline)*..... 93  
*Sample Skelly Letter of Intent - Dismissal* ..... 95  
*Sample Skelly Decision Letter – Dismissal*..... 97

**8. CONDUCTING EMPLOYEE INVESTIGATIONS ..... 100**

A. What is the supervisor's responsibility in the area of employee investigations? ..... 100  
B. Should the employee be removed from the work area during the investigation? ..... 101  
C. What is the supervisor's responsibility if the workplace allegation involves potential criminal action?..... 102  
D. What is the supervisor's responsibility when the alleged misconduct is of a non-criminal nature? ..... 102  
E. What if the allegation involves potential criminal activity away from work? ..... 104  
F. Is the employee entitled to Union representation during administrative interviews? ..... 105  
G. What is the investigatory file used for?..... 106  
H. What is the manager's role in employee investigations?..... 106  
I. What do I do if I suspect that an employee is under the influence of alcohol or drugs while at work? ..... 107  
J. What do I do if an employee makes a threat to me and/or to anyone else? ..... 107

*Report of Incident or Unsafe Condition*..... 110  
*Sample Interview Questions*..... 111  
*Sample Assignment to Work at an Alternate Location Letter*..... 114  
*Objective Signs of Impairment*..... 115

**9. TARDINESS AND ABSENTEEISM ..... 116**

A. What can I do to avoid leave problems? ..... 116

*Tardiness*..... 117  
*Sick Leave* ..... 118  
*Vacation*..... 118

B. How does a supervisor address leave problems? ..... 119  
C. What are some examples of leave problems? ..... 120  
D. What is the difference between leave without pay, and absence without leave? ..... 123  
E. Must vacation leave be approved when an employee is tardy? ..... 123

F. Is an employee entitled to use vacation leave whenever it is requested, if they have a balance of vacation hours? ..... 123

G. Must every request for sick leave be approved? ..... 124

H. When can a supervisor request a doctor's note? ..... 124

I. Does an employee have to provide a release to work after every illness? ..... 125

J. If an employee brings in doctor's notes as required, is there anything a supervisor can do about excessive sick leave? ..... 125

K. How do I determine whether an employee's attendance constitutes "excessive absenteeism"? ..... 126

L. How must a timecard be coded when an employee uses paid sick leave and works overtime in the same week? ..... 127

*Coding the Timecard*..... 127

M. Can an employee use other accrued leave in lieu of sick leave to cover unplanned medical absences? ..... 129

*Sample Counseling Memo for Tardiness* ..... 130

*Sample Leave Restriction Letter* ..... 131

*Sample Letter of Reprimand – Absenteeism* ..... 133

*Sample Skelly Intent Letter – Attendance (Non-Punitive Discipline)* ..... 134

*Sample Skelly Decision Letter – AWOL (Non-Punitive Discipline)* ..... 136

**10. THE EMPLOYEE ASSISTANCE PROGRAM (EAP) ..... 138**

A. How can an employee use the services of the EAP? ..... 138

B. What is the supervisor's responsibility in suggesting the EAP to an employee? ..... 138

C. What about a supervisor/manager referral? ..... 139

D. Must an employee attend EAP if referred? ..... 139

E. How is an EAP referral made?..... 139

*Job Performance Referral Management Guidelines* ..... 140

*Preparing for a Job Performance Referral Checklist*..... 141

**11. OVERVIEW – GRIEVANCES AND APPEALS ..... 142**

*Appeal/Grievance Matrix*..... 143

**12. THE GRIEVANCE PROCESS ..... 144**

A. What is the first step of the grievance process? ..... 144

B. What is the second step of the grievance process? ..... 144

C. What is the third step of the grievance process? ..... 144

D. What is the fourth step of the grievance process? ..... 145

*The Grievance Process* ..... 146

**13. THE CIVIL SERVICE APPEAL PROCESS** ..... **147**

A. What issues may be appealed to the Commission?..... 147

B. How does the Commission handle appeals? ..... 147

C. What are the guidelines for preparing for and presenting cases before the Civil Service Commission? ..... 147

*Appeals of Substandard Performance Evaluations* ..... 148

*Appeals of Disciplinary Actions*..... 150

**14. CLASSIFIED AND UNCLASSIFIED EMPLOYMENT**..... **153**

A. Why are positions unclassified?..... 153

B. Who decides what positions are unclassified? ..... 153

C. Measure D..... 153

D. Why are there classified and unclassified employees in the same jobs?..... 153

E. How are people hired into the unclassified service? ..... 154

F. What happens if a position is changed from classified to unclassified? ..... 154

G. What happens if a position is changed from unclassified to classified? ..... 154

H. Can a person in an unclassified position take County examinations for classified positions? Can he/she take promotional examinations? ..... 154

I. If a person is in an unclassified position can he/she transfer to classified positions? ..... 155

J. If a person in a classified position wants to take an unclassified position, what happens?..... 155

K. Do health benefits for classified employees differ from those of unclassified employees? ..... 155

L. Do retirement benefits or obligations for classified employees differ from those of unclassified employees? ..... 155

*Classified and Unclassified Employees – Comparison of Terms and Conditions of Employment*  
156

**15. SENIORITY & LAYOFF** ..... **157**

A. What is seniority? ..... 157

B. How is seniority calculated? What hours are included in seniority? ..... 157

C. Does overtime count toward seniority?..... 157

D. Does FMLA time count towards seniority?..... 157

E. Does time on workers’ compensation count towards seniority?..... 157

F. Does Extra Help time count? What if I “bought my extra help time? ..... 157

G. Does unclassified service count towards seniority?..... 157



- H. What about an approved leave of absence? ..... 157
- I. How does voluntary time off (VTO) affect seniority?..... 157
- J. Why do I have less seniority than someone who was hired after me?..... 157
- K. What if I have the exact same seniority as another person – how is a tie broken? ..... 158
- L. I worked for the County for five years, then left to take another job for a couple years. I’ve been back for three years. How much seniority do I have?..... 158
- M. Does my probationary status affect my seniority?..... 158
- N. How are layoffs determined? ..... 158
- O. How does unclassified service impact seniority?..... 158
- Process for Employees at Risk of Layoff*..... 159
- Post-Employment Rights*..... 160
- 16. WORK SCHEDULES ..... 161**
  - A. Rest Breaks ..... 161
  - B. Alternative Work Schedules ..... 161
  - C. What are the various work schedules? ..... 162
  - D. What factors should be considered in deciding whether to offer alternative work schedules?. 163
  - E. Informal Flex Schedules ..... 164
  - Sample 4/10 and/or 9/80 Work Schedule Agreement*..... 166
- 17. LEAVES OF ABSENCE ..... 170**
  - A. If a Leave of Absence is approved, do I have to hold the employee’s position vacant?..... 170
  - B. What is a Leave of Absence for Illness or Injury (Medical Leave)? ..... 171
  - C. What is Family and Medical Leave (FMLA)?..... 171
  - D. What conditions must be met for an employee to be eligible for FMLA/CFRA consideration?  
..... 171
  - What is a “Serious Health Condition”?* ..... 172
  - What should be included on the medical certification form from the doctor?*..... 172
  - What is “Reduced” or “Intermittent” FMLA/CFRA leave?*..... 172
  - How do I know whether a request for time off should be considered FMLA?*..... 172
  - How does designating a leave of absence as FMLA/CFRA benefit the employee?*..... 173
  - E. What is a Parental Leave of Absence? ..... 173
  - F. What is a Personal Leave of Absence? ..... 173
  - G. Can different types of leaves of absence be combined?..... 174
  - H. How are leaves of absence approved and how are the forms processed? ..... 174

I.	What process is used when an employee returns to work after a leave of absence?.....	174
	<i>Types of Leave and How They May Interconnect</i> .....	175
	<i>Leave of Absence for Illness or Injury (Medical Leave)</i> .....	175
	<i>Leave of Absence for Personal Reasons</i> .....	175
	<i>Parental Leave of Absence</i> .....	175
	<i>Military Leave of Absence</i> .....	175
	<i>Educational Leave of Absence with Pay</i> .....	176
	<i>Other Leave</i> .....	176
	<i>Leave of Absence Request Form</i> .....	177
<b>18.</b>	<b>LABOR RELATIONS</b> .....	<b>179</b>
A.	What is the role of a union? .....	179
B.	What is the difference between a union business agent and a steward? .....	179
C.	What are a steward's rights regarding attendance at meetings? .....	179
D.	When is an employee entitled to union representation at a meeting with his/her supervisor?..	180
E.	How do stewards request release time, and must it always be granted? .....	180
F.	What is Agency Shop?.....	180
G.	What is "prior notification," and why is it required? .....	181
H.	What is "meet and confer?" .....	181
	<i>"Meet and Confer" Flowchart</i> .....	185
I.	What can I do to encourage successful labor relations?.....	186
	<i>Sample Notice to Union(S)</i> .....	187
	<i>Positions Represented By Unions</i> .....	188
<b>19.</b>	<b>REFERENCE CHECKS</b> .....	<b>189</b>
A.	What guidelines should I follow? .....	190
B.	What other facts do I need to know?.....	190
C.	What are the most common pitfalls?.....	191
	<b>Online Resources</b> .....	<b>192</b>
	<b>Index</b> .....	<b>193</b>

# 1. STATEMENT OF PURPOSE

## *The purpose of the handbook is:*

- To provide a basis for training all supervisors and managers in the basics of Employee & Labor Relations
- To provide uniform Employee & Labor Relations references, examples, and procedures and,
- To provide an easy-to-use reference to serve as a first point of information whenever a supervisor or manager is faced with an Employee Relations or Labor Relations issue.

The handbook was designed to provide the user with a maximum amount of information in an easy to use format. Each major topic (e.g., "probationary employees," "leaves of absence," "Skelly Process," etc.) is discussed first in an introductory paragraph, followed by answers to the most commonly asked questions regarding that topic.

There are also links to:

- Forms at <http://intranet.co.sanmateo.ca.us> and <http://hr.smcgov.org/>
- County policies, sample letters, and descriptive charts at <http://hr.smcgov.org/county-policies>

This handbook is a source of information, but it should not solely be relied upon. Each Employee & Labor Relations issue you face will have unique circumstances. You are encouraged to discuss such issues with your manager and your [Employee & Labor Relations representative](#).

## 2. DOCUMENTATION

### *Documentation is used for:*

- Positive Feedback and Acknowledgement
- Career Development
- Showing Patterns
- Probationary Determinations
- Performance Evaluations
- Disciplinary Actions
- Corrective Actions

### *Documentation should:*

- Be a clear record of one-on-one discussions with employees regarding their performance/conduct.
- Be factual and objective.
- Be timely (close to the date of the event being documented.)
- Be dated and signed/initialed by the supervisor/manager.
- Be kept in the supervisory drop file set up for each employee, and consulted in the areas listed above.

### *Documentation should not:*

- Be personal or subjective judgments or opinions. Supervisory files are discoverable and can be subpoenaed.
- Be too informal or anecdotal (it may be used by others in conduct or performance cases.)
- Be too old (documentation should normally not be more than one year old.)
- Be used unless it has been shared with the employee.

### **A. What is documentation?**

Any record that is kept regarding an employee's performance or conduct – whether they pertain to accomplishments or areas of concern. Documentation may consist of copies of actual work products, written statements by or about employees, and your notes of meetings with employees.

#### **SEE EXAMPLES OF DOCUMENTATION.**

The record you keep when investigating alleged misconduct is also considered documentation, but should be kept in a separate “investigation” file. [See Section 8: Conducting Employee Investigations](#) for more information regarding conducting investigations.

### **B. What should be documented?**

You should document BOTH the positive and negative issues that come to your attention:

- If an employee has done a good job (e.g., worked on a special project, maintained an excellent error rate, was effective with a difficult customer), document these observations and share them with the employee. Positive documentation is a powerful incentive for people to continue to achieve a high level of performance.
- If an employee has exhibited poor work habits, has tardiness or attendance problems, isn't meeting quality or quantity standards, is discourteous, or has other such performance or conduct problems, you should document your observations relative to these problems and promptly share them with the employee. This sort of documentation should be presented in a constructive manner to assist the employee in improving.

### **C. What is the benefit to me as a supervisor?**

- Many times, simply documenting and sharing problems with employees often helps to resolve them.
- You cannot expect improvement on an employee's part if you do not share your concerns that a problem exists and discuss alternatives for their performance or conduct.
- If the problem persists and you must take corrective or disciplinary action, the documentation is necessary to serve as a record of your previous efforts to bring the problem to the employee's attention and to assist him/her in resolving the problem.
- Documentation is an invaluable tool to help you more quickly and effectively prepare comprehensive and meaningful performance evaluations. It is much easier to review a written file than to try to remember an entire year of employee performance.

### **D. Itinerary for management review of supervisors**

With regards to documentation, managers need to ensure that each supervisor has established a file for each of his/her own direct reports that contains:

- 1 A copy of the employee's standards and objectives dated as to when they were shared with the employee.
- 2 Procedures or plans for workload reviews, work in process reviews or customer surveys.

- 3 Documented meetings with the employee where internal memoranda or department procedures were introduced and discussed.
- 4 A schedule for periodic meetings with the employee to discuss performance and conduct issues. A supervisor may meet with an employee on a more frequent basis (e.g. weekly) while meeting with other employees in the unit less frequently (e.g. biweekly.)
- 5 Feedback given to the employee, in written form, regarding the employee’s progress in meeting the standards, exceeding them, or their deficiencies.
- 6 A performance appraisal prepared within the last year, which covers one year (unless it was a Special Review or a probationary evaluation.)

**E. Description of files to be maintained**

This section explains what the various files are, where they are maintained in the County, and what types of materials should be placed in each file.

- 1 The **Civil Service Personnel File** is the official personnel record for each employee and is maintained in the Human Resources Department. This file contains copies of all personnel actions, Leave of Absence forms, performance evaluations, disciplinary letters, reprimands, and other records of an employee's employment history. An employee must be provided with a copy of any document to be placed in this file.
- 2 **Department Personnel Files** are maintained in most departments to provide immediate access to records. These files contain the same material as the Civil Service Personnel file and items that are department specific such as signed policies and training certifications.
- 3 **Supervisory Files** are the informal files maintained by supervisors for each of their employees. These files contain permanent records only if the department does not maintain a departmental file, and records of a temporary nature. Examples of records to be maintained on a permanent basis are copies of performance evaluations and documents signed by the employee acknowledging receipt of a policy or procedure (e.g., incompatible activities). Supervisors may also wish to maintain a record of the name and phone number of an individual designated by the employee to contact in case of emergency.

Documents to be maintained on a temporary basis include notes made by the supervisor regarding the employee's performance or conduct (positive or negative), memos from the supervisor to the employee confirming counseling sessions, memos or notes from third parties regarding the employee, and samples of completed work products. These notes, memos, and work samples form the basis for regular performance discussions, and should be used in preparing evaluations and recommending personnel actions. Any documentation of performance/conduct problems or of superior performance should be shared with the employee as soon as possible. Once an employee has corrected a problem, notes relative to that problem should be purged from the file. For example, documentation of an employee's attendance problem should be purged from the file once that employee's attendance record indicates he/she has corrected the problem.

If an employee transfers within his/her department, the supervisory file should be forwarded to the new supervisor, after being purged of any extraneous or outdated records. When an employee terminates employment with the County or moves to another department, these files should be destroyed.

## Example #1: Probationary Rejection for Attendance

### Supervisory Notes – Jill Smith

#### Administrative Assistant I (1040 hours probationary period)

#### [PROBATIONARY REJECTION FOR ATTENDANCE]

**9/10/10 (Monday, 9 a.m.)** – I met with Jill Smith who started her County employment today. We went over the list of written expectations I provided which include department-specific expectations as well as generic expectations as a County employee. We then reviewed the resource materials including the reference manual and her training schedule for the next four weeks. I encouraged her to take notes during our meetings and to keep them in the resource binder that also includes desktop procedures and additional reference materials. We reviewed her work schedule that we had already discussed (8:00 a.m. to 5:00 p.m. with lunch from 12:00 p.m. to 1:00 pm). She provided me her home phone, cell phone, and emergency contact information for our departmental personnel files. I let her know to come to me if she has any questions and/or concerns regarding any instructions given. I explained that we'd initially meet each week to review her work. I then introduced her to her coworker Ben who has been in the department for several years and can provide her assistance in my absence.

**9/25/10 (Tuesday, 11 a.m.)** – I reviewed the work she had completed the past week that included setting up project files for me and preparing handouts for the meeting last Friday. She also set up the room including the equipment for a PowerPoint presentation by one of the attendees. She handled that last minute request promptly and efficiently and I told her how helpful that was for me. Jill appreciated the positive feedback. She then provided me an overview of her pending assignments and what she expects and/or needs to complete by Friday.

**10/4/10 (Thursday, 9:20 a.m.)** – Jill was twenty minutes late to our meeting because she was handling a difficult client on the phone and had emailed me during that call about the situation saying she'd be right in after the phone call. When she arrived, we discussed the phone call and whether further action was needed. She felt she had addressed the client's concerns but wanted suggestions on how best to handle difficult calls in the future. I provided suggestions that I have found to be effective and recommended she take the County training "Conflict Resolution: Dealing with Difficult People" which others in the department have found useful. I told her I would enroll her through the County's Learning Management System (LMS) which is accessible online. I encouraged her to review the course catalog to see if there were any other courses she'd be interested in taking. We then reviewed her work the previous week. I commented that the draft proposal document she had typed for Mary, the department director, was completed on time. However, it had several grammatical and typographical errors. Jill explained she couldn't read Mary's writing and didn't want to bother me to clarify what was written. I told her that that was all right and appropriate to ask for clarification before submitting the final draft to me for review. She assured me that she would do so in the future and expects she'll improve in this area as she becomes more accustomed to Mary's writing. Since I will be on vacation next week, we scheduled our next supervision for 10/15/10.

**10/15/10 (Monday, 2 p.m.)** – I met with Mary this morning to review what occurred while I was out last week. Mary mentioned Jill's attendance last week during my vacation. Jill was late on Thursday



(10/11/10 – twenty minutes,) which had been brought to Mary’s attention by Ben, as he had to open the office and cover the reception desk until Jill arrived; he was unable to assist Mary on a project until Jill arrived. Jill had not called Mary that she was going to be late nor did she notify her when she arrived to work. Since Jill had not notified Mary about her tardy when she arrived, Mary asked Jill to come to her office at 9:30 a.m. and let her know she was aware that she was late that morning. Jill explained she set her alarm clock incorrectly so she left her home fifteen minutes late. Mary asked Jill if she was aware of our expectations about calling in no later than thirty minutes prior to start time if she was going to be late. Jill explained she was aware of this expectation and assured Mary it wouldn’t happen again. Jill asked Mary if she could shorten her lunch to forty minutes to make up the time and her request was granted. During our meeting today, I again asked if she had any questions and/or needed clarification about expectations regarding her work schedule and/or calling in if there was any change to that schedule. She told me she understood what’s expected of her and had no further questions. We then reviewed the work she completed during my vacation and let her know that Mary was pleased with the meeting minutes she had prepared for her last week. No additional revisions were needed and Mary was able to distribute them as needed. Jill then asked me if she could change her work hours from 9 a.m. to 6 p.m. I told her that our office hours are 8 a.m. to 5 p.m. and she’s responsible for opening the office and covering the reception desk. I told her I could not adjust her work schedule.

**10/26/10 (Friday)** – Jill called me at 9 a.m. to say she was sick and would not be coming in. She told me she would bring in a doctor’s note when she returned to work on Monday.

**10/29/10 (Monday, 9 a.m.)** – I met with Jill to discuss her two unscheduled absences since she started. I explained that it’s crucial that she is reliable; it makes a big impact when she’s not here. I also reiterated that she needs to call Mary or me by 7:30 a.m. – within thirty minutes of her start time – if she’s not coming in so we have time to make alternate arrangements for front desk coverage. Her absence last Friday was her second unscheduled absence. She initially became upset and said that I wasn’t being fair. I told her that the expectations given to her were the same expectations given to other employees in the department and I’m treating her no differently and expect the same from her. She agreed to comply with these expectations and said she would call Mary or me by 7:30 a.m. if she’s late and/or not coming in. I told Jill that minimum improvement would be no more than two unscheduled absences, which includes tardies, in any three-month period.

**11/9/10 (Friday)** – I met with Jill and we reviewed her work for the previous week and the project due by 11/20. She had typed up the meeting agenda and still had to make copies of the handouts and articles to be included in the participants’ packets – twenty total. She attended the County training course about dealing with difficult people and explained how she can incorporate the information and tips she learned in that class into her work.

**11/15/10 (Thursday, 3 p.m.)** – I met with Jill and reviewed her “To Do” list for the meeting next week. She’s made the copies of the handouts and still needs to copy the five articles. She expects to complete the participants’ packets by close of business Monday. I told her if she needed any help to ask Ben or me. She said she has everything under control and does not anticipate any difficulties getting the packets done.

**11/16/10 (Friday, 3 p.m.)** – Left work two hours early – headache.

**11/21/10 (Wednesday, 2 p.m.)** – I met with Jill and reviewed her work regarding yesterday’s meeting. The packets were completed on time yesterday and the meeting room was set up as I had requested. During the meeting, she periodically checked in with me to see if I needed anything. I told Jill I appreciated her extra efforts.

**11/30/10 (Friday)** – Jill was a no show/no call (AWOL). I left her messages on her home phone and cell phone around 9 a.m. informing her to call me back immediately. She called me at 12:00 p.m. to say she was too tired and wouldn’t be in. She told me she didn’t call me earlier because she slept in and forgot to call. I told her to plan to meet with me when she returned to work.

**12/3/10 (Monday, 10 a.m.)** – I met with Jill regarding her AWOL (absence without Leave) last Friday. I explained that her AWOL last Friday was unacceptable and will not be tolerated. I advised her that I had verbally counseled her regarding her attendance about her three unscheduled absences; yet I had not seen any commitment on her part and her unscheduled absence last Friday was considered AWOL. Due to attendance concerns, I advised Jill that she was being rejected during her probationary period, and I gave her a letter prepared by Employee Relations to that effect. If she wanted to resign, she had until tomorrow at 10 a.m. to submit her resignation, and the rejection would be changed to a resignation.

[\[SEE SECTION 3 FOR MORE INFORMATION REGARDING PROBATIONARY PERIODS\]](#)

## Example #2: Probationary Extension due to Performance

### Supervisory Notes – Jon Jones

#### Community Worker II (1040 hours probationary period)

#### [PROBATIONARY EXTENSION DUE TO PERFORMANCE]

**8/6/10 (Monday, 9 a.m.)** – I met with Jon Jones who started his County employment today. We went over the list of written expectations provided which include department-specific expectations as well as generic expectations as a County employee. We then reviewed the resource materials including the reference manual and his training schedule. I encouraged him to take notes during our meetings and to keep them in the resource binder which includes additional reference materials. We reviewed his work schedule that we had already discussed (7:00 a.m. to 4:00 p.m. with lunch from 12:00 p.m.-1:00 pm). He provided me his home phone, cell phone, and emergency contact information for our departmental personnel files. I explained that we'd meet biweekly for supervision. If he had any questions or needed any clarification, I advised him to come see me at any time. I then introduced him to his coworkers Anne and Bob who have been in the department for many years and can provide him assistance in my absence.

**8/21/10 (Tuesday, 11 a.m.)** – I reviewed the work Jon had completed and discussed the outreach client visits he did with Anne and Bob (two visits with each.) Anne let me know that Jon was very quiet during their two visits and he only observed her interaction with the clients. Jon didn't offer to help her and/or engage in any conversation with the clients. Bob provided me with very different feedback regarding his experiences with Bob on his client visits. Jon was helpful with his clients in getting them in/out of the car and to their respective appointments. He was very pleasant with the clients as well as professional and courteous. When I asked Jon about these client interactions, he explained he felt more comfortable with Bob rather than Anne. When I asked him to explain further, he said that he thought Anne didn't seem to want him there and was bothered, almost annoyed, in having to train him. Jon thought it was better if he stayed quiet and remained as inconspicuous as possible. I thanked him for sharing this information with me and said that I would speak with Anne. He said he would prefer to handle it himself. I told him I would respect his request and would check with him in our next supervision to find out the status between him and Anne.

**9/5/10 (Wednesday, 11 a.m.)** – Jon attended the County Ergonomics course last week and said he found it useful and will incorporate what he learned into his work. He said his interaction with Anne has improved and feels he can work well with her. However, he did say he still feels more comfortable with Bob. He says that Bob seems more receptive to having him around and explains what he's doing and why. He really appreciates Bob's time in training him and hopes he can continue to work with Bob. I said I would speak with Bob about being his mentor for the next three months and Jon was very appreciative of this suggestion.

**9/20/10 (Thursday, 2 p.m.)** – Bob has agreed to be Jon's mentor for the next three months. He's let me know that Jon's been helpful to him and his clients. However, he's observed that Jon's relationship with Anne is rather strained, which he personally witnessed before our unit meeting this morning. Prior to my arrival into the conference room, Bob observed Jon and Anne discussing transportation tomorrow for one of Anne's clients. Anne asked Jon if he could transport one of her clients tomorrow at 9:00 a.m. for a

doctor's appointment at 9:30 a.m. She explained to Jon that she had checked the schedule and it appeared that he was available. Jon told Anne that he couldn't help her because he was busy and then walked away from her. Bob said that Anne seemed surprised and somewhat offended by Jon's behavior. She knew that Bob was his mentor and told him after the unit meeting that she didn't appreciate Jon speaking to her in that manner. When I met with Jon for supervision, I told him that the incident had been reported to me and asked him what had happened with Anne this morning. He said he misread the schedule and could in fact take Anne's client to the doctor's appointment. Jon said he didn't mean to offend Anne in any way and would apologize to her immediately following our meeting. I told him that I expected him to treat everyone including coworkers, supervisors, managers, and clients in a professional and courteous manner at all times and can expect the same from others. He assured me that this incident wouldn't happen again.

**10/3/10 (Wednesday, 10:30 a.m.)** – Anne told me that Jon met with her on 9/20 regarding the incident that morning prior to the unit meeting. She said that he had apologized for offending her and promised it wouldn't happen again. He explained to her that he had misread the schedule and would transport her client to his appointment. She felt his apology was sincere and there have not been any further incidents. Anne said Jon's been available when she's requested his assistance. However, two of her clients have reported that he's late in picking them up and/or getting them to their appointments. I met with Jon and explained that two clients had complained about his tardiness. He said he's not familiar with the area and has tried to do his best. I told him he needs to review area maps, possibly using Google Maps or MapQuest. I advised him that he needs to allow sufficient time to get clients to/from their appointments so our clients don't have to wait, which is discourteous, and/or arrive for appointments late, which reflects poorly on the department. He was assigned two new cases and needs to schedule initial appointments with each of them in the next two weeks.

10/12/10 (Friday, 8:30 a.m.) - I checked with Anne and Bob prior to my meeting with Jon and both report no complaints from their clients regarding Jon's tardiness. When I met with Jon for supervision today, he says he's getting more familiar with the area and prints online directions whenever he's making visits and/or transporting clients. I told him to keep up the good work. I did tell him that I recently noticed a change in his progress notes, where he's not including all information and/or has fallen behind on updating his case files. He told me he doesn't have enough time to complete the paperwork with the addition of the two new cases. I reviewed with him the requisite information that must be included in progress notes. I explained that should it be necessary for someone else to review the case file, current information and comprehensive information is needed in the case file. I told him that I did not feel that the two additional cases would cause him to fall behind, especially since it only resulted in one meeting with each client. I said I would enroll him in the County "Time Management" training course through the Learning Management System and he should expect to receive an email regarding his enrollment. Upon completion of that course, we will meet to discuss what he learned and how he could incorporate the information into his work.

**10/26/10 (Friday, 11 a.m.)** – Prior to our supervision meeting, I reviewed Jon's case files and have found some improvement. He's approximately one week behind on his progress notes. We reviewed each case and set up a schedule for completing his progress notes. I also told him I was preparing his three-month probationary performance evaluation and he'll be rating improvement needed overall. I told him I would provide him a draft evaluation in our next supervision which he will have the opportunity to review,

provide me comments either verbally and/or in writing, and I will then finalize the draft for his review and signature which will be retained in his Civil Service and departmental personnel files.

**10/31/10 (Wednesday, 9 a.m.)** – I met with Jon for supervision. He’s very worried about his three-month probationary evaluation and whether he’s going to be dismissed. I told him I did have concerns regarding his performance but feel with more time, he can perform competently in all aspects of his job. I told him that we’ll meet on a weekly basis to review his case files and progress notes. We created an action plan to address what he needs to complete and due dates for all assignments given.

**11/13/10 (Tuesday, 10:30 p.m.)** – I met with Jon regarding his pending assignments and provided him with a draft Performance Improvement Plan (PIP.) I explained that I had drafted this document to assist him in improving in specific areas specifically quality of work, quantity of work, and adaptability. He initially was not receptive to the constructive feedback I provided and became upset, slightly argumentative. I explained that it’s being provided to assist him in meeting all aspects of his job. He apologized for his behavior and told me he’s afraid he’s letting me down and doesn’t want to disappoint me. I told me I believe he’s capable of being successful in this position. I explained again that I believe he needs more time and this document should be a helpful reference for him. The PIP was revised incorporating information from our discussion; Jon signed and dated it today.

**11/28/10 (Wednesday, 10 a.m.)** – I met with Jon for supervision and explained that while I had seen some improvement, he was still behind on his progress notes. He explained he had underestimated a particular assignment which took him much longer than he expected. He admitted he has a difficult time with prioritizing his assignments and with his time management. He had three assignments due this week which he assured me he would complete. He told me he didn’t know what to do so he decided to work on each of them but wasn’t able to finish any. When I asked him why he hadn’t told me earlier, especially since he missed the deadline for distributing the revised educational materials, he didn’t know what to say. I explained that I expect him to keep me well informed regarding his pending projects. If he is uncertain about which projects to work on, he’s expected to address it with me as soon as possible. Regarding the three pending projects, we could have adjusted the due dates for two of those assignments so he could have worked on the educational materials and met that deadline since it impacted others within the division. I also told him I would be enrolling him through LMS in the next County “Time Management” training course. Upon completion of the course, I expect him to review the handouts with me at the next supervision and discuss what he learned and how he could apply it the information to his work.

**12/12/10 (Wednesday, 3 p.m.)** – I met with Jon for supervision and provided him a copy of his draft performance evaluation, including the rating sheet and narrative citing specific examples. I explained that I had seen recent improvement in several areas but he still needs to improve in meeting deadlines. In order to give him more time to improve his overall performance and for me to assess his performance, I advised him I requested that his probationary period be extended 520 hours (equivalent to three months of full-time service). I told him he would receive a letter from Employee Relations confirming that probation extension. We reviewed his case files for the past week and progress notes prepared. They were comprehensive and concise. I told him he was on the right track and to continue what he was doing. He was receptive to the feedback provided and said he would keep me posted if he needed further guidance.

He said he would review the draft evaluation and provide written comment prior to our supervision next week so we could discuss it further.

[\[SEE SECTION 3 FOR MORE INFORMATION REGARDING PROBATIONARY PERIODS\]](#)

## Example #3: “Special” Below Standard Evaluation

**Supervisory Notes – Alice Doe file**

**Administrative Secretary III**

**[“SPECIAL” BELOW STANDARD EVALUATION]**

**1/8/10 (Monday, 9 a.m.)** – I met with Alice who laterally transferred into the division from another division in our department. She’s been with the County for three years and received overall competent evaluations each year. We went over the list of expectations and resource materials, and assessed her ability regarding scheduling trainings/conferences, developing training schedules, keeping accurate sign-in rosters, developing flyers, etc. I encouraged her to take notes during our meetings to be retained in the resource binder provided. We reviewed her schedule: 9:00 a.m. to 6:00 p.m., 12:30 p.m.-1:30 p.m. lunch break.

**1/24/10 (Wednesday, 9 a.m.)** – Alice turned in a flyer announcing the “Workplace Violence Prevention” training. She did a good job on formatting, content (covered who/what/when/where.) We went over the distribution process together, and she took notes.

**2/9/10 (Friday)** – I received a call from Dave Jones (Manager of Comfort Inn); we’d spoken in the past regarding previous conferences. He explained he’d spoken to Alice about the pricing and room reservations for our upcoming conference. He said she seemed confused about what was needed which is why he’d asked so many questions. He’s interested in our business but doesn’t know what’s needed. After providing him with the details, he gave me the pricing information. Afterwards, I spoke with Alice regarding my conversation with Mr. Jones and provided her with the pricing information. She said she didn’t have her notes handy when she called him and apologized for any confusion she caused. We again discussed the need to be prepared when making these calls as well as remaining professional.

**2/12/10 (Monday, 10:00 a.m.)** – Alice called in sick today.

**2/13/10 (Tuesday, 9:30 a.m.)** – I met with Alice regarding her unscheduled absence yesterday. I explained our department’s expectation that an employee needs to call in at least thirty minutes prior to his/her start time if he/she will be late or not coming to work. She said that wasn’t required of her in her last department and didn’t think she really had to call me by 8:30 a.m. but said she would. I reiterated the expectations, which may differ from her previous supervisors, and she agreed to would call me as required.

**3/5– 3/9/10** Alice filled in for Stacy (the downstairs receptionist) and had some difficulties handling the front desk duties. She wasn’t sure how to handle the check-in process and incoming phone calls. She was reluctant to ask for assistance because she knows everyone is busy and didn’t want to bother anyone. I explained that it’s OK to ask for assistance. I suggested that she sit with Stacy for two days to see how she covers the front desk; that may help her on how to handle that desk. She was receptive to this suggestion. I then followed up with Stacy who is very willing to work with Alice.

**3/19/10 (Monday)** – Alice is very proficient at graphics – she has a good eye for color. Alice redesigned the cover of our upcoming Training Course Brochure to make it more attractive, and I complimented her on it.

**4/2/10 (Monday, 10 a.m.)** – The Training Course Brochure pages 1-10 that Alice turned in were error-free. However, pages 11-20 had eight spelling, three date/time, and two location errors. I brought those to Alice’s attention. She said she had forgotten to proofread and confirm the information before printing out the brochure. We discussed the importance of making sure the brochure has accurate information, as the entire department relies on it. Alice was receptive to my guidance.

**4/16/10 (Monday)** – Alice filled in for Stacy (the downstairs receptionist) again as it was Stacy’s flex day and the check-in process went well. I complimented Alice on how she handled this assignment. She explained that sitting with Stacy was very helpful. She said she has difficulty in dealing with angry people on the phone. I recommended she enroll in the upcoming County training “Powerful Telephone Skills” through the online Learning Management System (LMS). Upon completion of the class, Alice will review the handouts with me in her next scheduled supervision and we’ll discuss what she learned and how she can incorporate it into her work.

**4/17/10 (Tuesday, 11 a.m.)** – At the end of our supervision today, Alice shared with me that she’s going through some personal difficulties. I asked if she needed to take any time off that would provide her support. I also reminded her of the County’s Employee Assistance Program. She appreciated my support and said she would consider utilizing EAP services.

**5/2/10 (Wednesday, 3 p.m.)** – I met with Alice to review her responsibilities regarding the summer interns we’ve hired. I let her know we would have two interns, one from June 4 to July 13, and the other from July 16 through August 31. She wanted to know if she was going to get paid for supervising the interns as she felt it was outside the scope of her responsibilities. I reviewed her job description with her and explained that these duties were within her scope of responsibilities. She said it had been awhile since she directly supervised any interns and wasn’t sure how to approach it. I provided her with the training schedule I had prepared for the interns who worked in our department last year. While this schedule was used last year, I told her I wanted her to make it her own so if it needed to be revised and/or enhanced in any way, I was open to and welcomed her feedback. I asked her to provide me her comments in our next supervision which she agreed to do. I also recommended that she take the upcoming County “Introduction to Supervision” course since its being offered before our first intern starts his assignment next month.

**5/17/10 (Thursday, 10 a.m.)** – Alice and I met to review the training schedule for our summer interns. She also said the Intro to Supervision course was really helpful in enhancing the schedule. She told me she feels more confident and actually looking forward to the new responsibility. She provided me with thoughtful feedback both regarding the course as well as the training schedule and I complimented her on her extra efforts. I approved the revised training plan and advised her that if we found it to be effective, we would use it for future intern hires as well.

**5/31/10 (Thursday, 10 a.m.)** – I went over distribution of flyers with Alice again, as she couldn’t find her notes from the first time we discussed it. She doesn’t appear to be organized with her notes so I provided her several suggestions. She was receptive to the constructive feedback I provided.



**6/12/10 (Tuesday, 10 a.m.)** – Alice had reviewed the training catalog and requested to take the following courses: Intermediate GroupWise and MS Project Introduction. After reviewing the course descriptions, I told her I would approve the GroupWise course as it was applicable to her position, especially in sending group emails, reminder emails, and setting up numerous meetings. However, I could not approve the MS Project course at this time but would reconsider later this year. Alice was disappointed that I did not approve both courses and mentioned that she never had any problems signing up for courses with her previous supervisors. I again explained why I could not approve the MS Project class that included operational and staffing needs and would reconsider her request later this year.

**6/29/10 (Friday, 10 a.m.)** – Cindy (the upstairs receptionist) explained that she had asked Alice for the rosters for training classes being held today. Alice rushed past her and said she was busy looking for something. When Alice finished what she was doing, she returned to the reception area and told Cindy that she couldn't find the rosters but would continue looking for them. She apologized to Cindy for not having the information readily available. I located the rosters for Cindy as they were needed for the instructors. I then met with Alice about this situation and explained that she should have provided the rosters to Cindy before she left work yesterday, as we previously discussed. We reviewed this expectation during her initial training as well as in previous supervision meetings. She apologized for not being organized and said she struggles with her time management. I suggested she create a daily "To Do" List and provided her with a copy of what I use as a suggestion.

**7/12/10 (Thursday)** – Alice left me a message at 7:00 a.m. to say her son was sick today and she wouldn't be in today or tomorrow, 7/13. I called her at home at 9:00 a.m. and did not get any answer. I left her a message expressing my concern regarding her son's illness. I also requested that she bring in a doctor's note for this unscheduled absence. I told her to call me immediately and provided both my County extension and cell phone. Alice returned my phone call at 12:00 p.m. and said she couldn't come in and would meet with me on Monday.

**7/16/10 (Monday, 10 a.m.)** – I met with Alice to discuss her unscheduled absence. She said she did not take her son to the doctor last Thursday since he wasn't that ill. I explained that 1) it's crucial that she be reliable; it makes a big impact when she's not here and, 2) that her failure to comply with my request to provide the doctor's note was insubordinate and will not be tolerated. She initially became upset because she felt I was calling her a liar (that she/son weren't really sick) then calmed down and said she realized what I was saying.

**7/31/10 (Tuesday, 10 a.m.)** – Meredith (Division Manager) called me to say that Alice was very helpful to her when they attended the budget prep meeting. Meredith needed some last-minute adjustments made to her schedule and Alice was very efficient in making the changes. I let Alice know about Meredith's appreciation.

**8/14/10 (Tuesday, 9 a.m.)** – I asked Alice to call several local hotels to find out conference room rates. I mentioned that if we use a hotel as a training site, we can't use our caterer. I overheard her telling the hotels that we would be bringing in box lunches, which they said wouldn't be allowed. When I asked her about this, she said she thought it would be worth a try to inquire about it. I told her it makes us sound unprofessional to do so.

**8/27/10 (Monday, 11 a.m.)** – I asked Alice how many vans she had reserved to transport the 23 people scheduled for XYZ training on 9/5/10. Alice said, “I don’t know, I have it written down.” I explained that Public Works usually doesn’t have large vans, and that the drivers would need special licenses if we were going to get larger vehicles. Alice had only reserved two eight-person vans, so we called and were able to reserve another van last-minute.

**9/5/10 (Wednesday, 9 a.m.)** – Alice left the class rosters on Cindy’s desk before she left last night. It was discovered that she had listed the participants for the wrong classes causing confusion for the instructors this morning. I met with her to find out what happened and said she was disorganized yesterday. She worked on the TB Prevention Flyer yesterday so she didn’t have as much time as usual to prepare the rosters. She said she prepared them in a hurry and didn’t proof them. I explained that she needs to be more careful with the rosters as it caused confusion for the instructors and reflected poorly on our department. I told her I didn’t expect this to reoccur.

**9/17/10 (Monday, 2 p.m.)** – I thanked Alice on her hard work this week – we were up against several deadlines and she put forth a lot of effort in getting everything out in time. Alice said she was more interested in the graphic design aspects of the job rather than the conference logistics planning aspects. I explained that both are very important. I do 60% of the planning work and she does 60% of the design projects – but it’s crucial that she can do both of them well.

**10/2/10 (Tuesday, 9:30 a.m.)** – Alice came to me in a panic – she couldn’t find the final draft of TB Prevention flyer, and it needed to go to the Copy Center today for printing. We searched her desk area and eventually found it, as well as her original notes regarding distribution of flyers. I showed her my system for organizing my desk, and we discussed how she could better organize her work.

**10/16/10 (Tuesday, 9 a.m.)** – Alice called me over to look at how she has organized her workspace. She said the hard part for her will be to keep it going. I encouraged her to do so, as it makes life easier for both of us if we need to find something on her desk. There’s a County class offered on enhancing one’s organizational skills that she should take and told her I would enroll her through LMS in the next session.

**11/1/10 (Thursday, 2 p.m.)** – I told Alice that her annual performance evaluation was coming up in the next month. I explained I had concerns regarding her attendance and performance that would be addressed in her evaluation. I told her I would provide the draft evaluation to her in our next supervision. She could then provide me her comments either verbally and/or in writing within the following ten days. We could then meet to discuss further and I would then prepare the final draft for her review and signature.

**11/15/10 (Thursday, 3 p.m.)** – I provided Alice with the draft evaluation which included the rating sheet and detailed narrative. I explained why I was rating her overall “improvement needed” and placing her on special 30-day performance evaluations for the next 3 months. She said she would review the draft and provide me her comments by our next meeting. I also provided Alice with the draft Performance Improvement Plan and asked her to review it and provide any comments to me. I explained that the PIP is intended to be a collaborative process between us and I wanted to provide her assistance in being successful in this position. I advised her that I had made a job performance referral for her to the County’s Employee Assistance Program. She appreciated the referral and said she would call today for an appointment.

**11/28/10 (Wednesday, 3 p.m.)** – I met with Alice regarding her written comments to the draft evaluation. I explained I had considered her comments in good faith and made some revisions. I added the additional examples she had provided which further supported the ratings given. I said I would not remove the information regarding her unscheduled absences. She said she likely wouldn't sign the evaluation unless that information was removed. I told her not signing the final draft was her choice and I would note "Declined to Sign" on the final draft, date it, give her a copy and then process it as usual for the department. I also advised her she could write a rebuttal to the evaluation which would be attached and filed in her personnel files, both Civil Service and departmental.

### **3. PROBATIONARY PERIODS**

The probationary period is the final phase in the examination process. The purpose of the probationary period is to allow the employer to make a determination regarding the employee's ability to perform at a satisfactory level in all aspects of the job and to conform to acceptable norms of conduct.

It is important to provide employees who are in their probationary period with training, guidance, and counseling to assist them in reaching and maintaining a successful level of performance. It is also important to closely monitor the performance and conduct of probationary employees so that a determination can be made regarding conversion to permanent status.

It is especially important for the supervisor to regularly meet with a probationary employee, ideally on a weekly or at least biweekly basis, for supervision. This gives both the supervisor and employee an opportunity to discuss the employee's work performance/conduct.

#### **A. Who serves a probationary period?**

Employees who are appointed to a classified position undergo a probationary period. Employees who promote, demote, or transfer to another department may also serve a new probationary period. Extra help, temporary, provisional, and unclassified employees DO NOT undergo a probationary period.

#### **B. How long are probationary periods?**

An employee's probationary period is made up of either 1040, 1560, 2080, or 3120 hours (equivalent to 6, 9, 12, or 18 months of full-time employment). The probationary period is calculated on the actual number of hours in a paid status. You can determine the length of the probationary period for a specific classification by accessing the job specification table database at <http://hr.smcgov.org/job-classification-table>

A probationary period is automatically extended by any leave of absence, provided the leave exceeds ten working days, and is in full pay period increments. So, if an employee goes on a twenty working day leave of absence, his or her probationary period is extended by twenty days, or one hundred and sixty hours.

**C. What are your supervisory responsibilities during a probationary period?**

You are responsible for communicating performance and conduct standards and expectations to the employee, monitoring their performance and conduct against those standards, and providing timely feedback to him/her. You are expected to meet with all employees you supervise. The frequency of these supervision meetings will depend upon each employee and your training program. When conduct and/or performance issues arise, you need to address any concerns with the employee in private and promptly. If corrective action (verbal counseling) does not result in an immediate and sustained improvement by the employee, you should consult with your manager and contact your Employee & Labor Relations representative for further guidance.

In addition to ongoing verbal (and perhaps written) feedback, the probationary employee is expected to receive a performance evaluation every three months. This is a formal, written performance evaluation based on the duties as described in the employee's classification description, and other instructions provided to the employee (i.e. departmental procedures, quantity/quality standards, etc.) An employee who is serving a six-month probationary period would receive one evaluation at three months of service and one as he/she approaches six months.

**D. Can a probationary period be extended?**

Yes, a probationary period can be extended to a total maximum length of 2,080 hours (one year of full-time service). Probationary periods that are already established at 2,080 or 3,120 hours (18 months of full-time service) for the classification cannot be extended.

If a probationary employee is exhibiting conduct problems (e.g., discourtesy, has numerous unscheduled absences including tardies, misuses the Internet,) the recommendation is usually probationary rejection rather than extending the probationary period. Extending a probationary employee's probationary period is more appropriate when there are performance-related concerns that may be overcome with a longer period of training and observation by the supervisor to assess the employee's performance.

In order to extend a probationary period, the department head or designee requests concurrence for such an extension from the Human Resources Director. The request should contain a basis for the extension.

*Ideally, the Human Resources Director should receive these written requests at least two pay periods prior to the end of the employee's probationary period. Please be aware that you cannot extend the probationary period once the employee has worked the requisite hours for his/her specific classification.*

---

The requests may be sent via fax to (650) 363-4822, sent as a scanned e-mail, or mailed to Pony HRD-121, depending on time urgency.

[See Sample Probationary Extension Request Letter #1](#)

[See Sample Probationary Extension Request Letter #2](#)

Following receipt of a request for extension, Employee & Labor Relations will write a letter to the employee (with a copy to the supervisor and manager) confirming the extension. **Before the employee receives this letter**, the supervisor is expected to personally advise the employee that his/her probationary period is being extended. The letter from Employee & Labor Relations should not be a surprise to the employee.

### **E. How does an employee become permanent?**

The preferred way is for the supervisor to write a performance evaluation just prior to the end of the employee's probationary period, recommending that the employee be placed in a permanent status.

However, know that absent any action from the supervisor or manager to extend the employee's probationary period or reject him/her during probation, the employee will automatically become permanent upon completion of the prescribed probationary period.

### **F. How are employees notified that they have failed to pass their probationary period?**

An employee is notified via a letter from the department head or designee, stating he/she is being rejected during his/her probationary period.

- If this is the initial probationary period for an employee, the employee leaves County employment. Typically, the probationary employee is given the option to change the probationary rejection to a resignation within a specified amount of time.
- If this probationary period is being served due to a promotion, demotion or transfer, the employee may be entitled to return to their former classification. If the employee has the right to return to a previous classification they held with the County, the letter will also state the date and position to which they should report. If this is the case, contact Employee & Labor Relations for assistance.
- Whether the employee submits his/her letter of resignation or verbally submits his/her resignation (i.e. phone message), the manager should provide the employee with a letter acknowledging and accepting that resignation.

[See Sample Rejection During Probationary Period Letter](#)

[See Sample Resignation Form](#)

[See Sample Acknowledgment & Acceptance Letter](#)

### **G. Can an employee transferring to another department be required to complete a new probationary period?**

Section 12 of Civil Service Commission Rule XI provides that employees may transfer from one position to another in their same classification. This rule also states that employees who transfer to a position in the same classification, but into another department, may be required by the gaining department head to start a new probationary period. You should note that Section 12 of Rule XI also requires that, if a

new probationary period is required for a transfer, the employee must sign a statement on the [Request for Transfer or Voluntary Demotion Form](#) indicating an understanding that a new probationary period is in effect. This form is also signed by Human Resources and the gaining department, with a transfer date effective the first day of a pay period.

For the purposes of the Civil Service Commission Rules, entities such as the Health System, Human Services Agency, and Sheriff's Office, for example, are considered to be separate departments. Thus, employees transferring to the same classification within a department (e.g. from Public Health to Behavioral Health and Recovery Services) cannot be required to start a new probationary period.

## **H. Can an employee grieve or appeal a probationary dismissal?**

An employee cannot grieve a probationary rejection. An employee may appeal a probationary rejection to the Civil Service Commission only if he/she alleges and substantiates in writing that the rejection was due to discrimination.

## **I. Can a probationary employee take vacation time?**

The [County Ordinance Code](#) states: "No vacation will be permitted prior to the completion of 13 full pay periods of continuous service in any status." The American Federation of State, County and Municipal Employees (AFSCME) MOU states "No vacation will be permitted prior to the completion of thirteen (13) biweekly pay periods of service. Such service includes time in an extra-help status provided that there has not been a break in service..." Most of the other union contracts have language similar to the Ordinance Code.

We recommend vacation requests in most cases be denied for new County employees who have not previously worked in any status (permanent, probationary or extra help). This action ensures that the supervisor can observe a new employee's performance during the full probationary period. Of course, if there is a special situation and vacation is approved during probation, the department may always opt to extend the probation by the length of the vacation to provide a full probationary period and advise the employee of this extension at the time the vacation request is approved.

However, if an employee has worked in an Extra Help status before accepting a permanent position, the supervisor has already reviewed the performance and conduct of the new employee. In this situation, based on the "continuous service" language and the intent of the language, a department may approve the vacation even if the employee is on probation. In circumstances where an employee who has worked in an Extra Help status but is selected for a permanent position which is different from the Extra Help classification, a department may decide not to approve a vacation.

**Sample Request for Extension of Probationary Period #1**

---

*- PLEASE PLACE ON YOUR DEPARTMENTAL LETTERHEAD -*

---

DATE

Donna Vaillancourt, Director  
Human Resources Department  
455 County Center, 5th Floor  
Redwood City, CA 94063

RE: Extension of the probationary period of NAME

Dear Ms. Vaillancourt:

NAME is a CLASSIFICATION, and is due to complete her six-month probationary period on approximately DATE. I have spoken with her regarding her productivity level, and have informed her that I am recommending a [THREE-MONTH OR SIX-MONTH] extension to her probationary period. She is aware of the concerns, and is anxious to remedy the situation.

I feel that NAME can do the work that is assigned her, but she needs some time to feel more confident in approaching the clients. I have seen an improvement recently that I believe will continue.

Sincerely,

MANAGER'S NAME  
TITLE

cc: DEPARTMENT HEAD

---

**Sample Request for Extension of Probationary Period #2**

---

*- PLEASE PLACE ON YOUR DEPARTMENTAL LETTERHEAD -*

---

DATE

Donna Vaillancourt, Director  
Human Resources Department  
455 County Center, 5th Floor  
Redwood City, CA 94063

RE: Probationary Period Extension – EMPLOYEE’S NAME

Dear Ms. Vaillancourt:

The above CLASSIFICATION will complete his nine-month probationary period on approximately DATE. NAME has experienced some difficulty in meeting his job expectations but has shown recent improvement. Because he has further room for improvement, however, I have informed him that I am recommending a three-month extension to his probationary period.

I am therefore requesting that his probationary period be extended in order to provide us with the necessary time to work with him and evaluate whether he can meet our expectations.

Sincerely,

MANAGER’S NAME  
TITLE

cc: DEPARTMENT HEAD



Sample Termination Letter for Probationary Employee\*

- PLEASE PLACE ON YOUR DEPARTMENTAL LETTERHEAD -

DATE

NAME

CLASSIFICATION

DEPARTMENT

Dear NAME:

Due to your unsatisfactory performance as a CLASSIFICATION, you are being rejected during your probationary period effective today, in accordance with Rule XI of the Civil Service Commission Rules.

You are being rejected (due to performance concerns, unsatisfactory attendance record, etc.)

If you prefer to resign, you may do so by providing me with written notice of such by 4:00 p.m. on NEXT DAY, and this probationary rejection will be changed to a resignation.

Sincerely,

MANAGER’S NAME

TITLE

cc: DEPARTMENT HEAD  
Donna Vaillancourt, Director, Human Resources Department  
Civil Service Personnel File  
Department Personnel File

*\* Before issuing this letter to an employee who is eligible to “bump back” into a previous position, please contact your Employee & Labor Relations representative.*

Request for Transfer or Voluntary Demotion

- Available online at http://intranet.co.sanmateo.ca.us/hr/forms/ or from your department Payroll/Personnel Specialist

**Request for:**

**Human Resources Department**  
**455 County Center**  
**Redwood City, CA 94063**  
Pony HRD121  
Telephone: (650) 363-4343

**TRANSFER OR VOLUNTARY DEMOTION**

Please see the other side for important information

**I. TO: Director of Human Resources Department**

I, \_\_\_\_\_, have requested  Transfer  Voluntary Demotion from my position  
EMPLOYEE'S NAME

of \_\_\_\_\_ in \_\_\_\_\_  
CLASSIFICATION DEPARTMENT

to \_\_\_\_\_ in \_\_\_\_\_  
CLASSIFICATION DEPARTMENT

The reason for  Transfer  Voluntary Demotion: \_\_\_\_\_

\_\_\_\_\_  
EMPLOYEE'S SIGNATURE DATE

**II. Action by Gaining Organization:**  APPROVED  DISAPPROVED

Proposed  Transfer  Voluntary Demotion Date\*: \_\_\_\_\_  
\*Effective the first day of a pay period

New Probationary Period  is  is not required. If required, employee must sign Section III.  
(Please contact Employee Relations with questions regarding probationary period.)

\_\_\_\_\_  
APPOINTING AUTHORITY'S SIGNATURE DATE

**III. Probationary Period Statement (Complete only if new probationary period is required.)**

I understand that I will be required to undergo a new probationary period of \_\_\_\_\_ (length) hours  
as a condition of this  Transfer  Voluntary Demotion.

\_\_\_\_\_  
EMPLOYEE'S SIGNATURE DATE

**IV. Action by Department of Human Resources Dept:**  APPROVED  DISAPPROVED

Effective date\* of  Transfer  Voluntary Demotion: \_\_\_\_\_  
\*Effective the first day of a pay period

\_\_\_\_\_  
HUMAN RESOURCES DEPT DIRECTOR'S SIGNATURE DATE

**Date Losing Organization Notified:** \_\_\_\_\_

HRXXFr02 Transfer or Voluntary Demotion Request Form 082806 7/16/2012) **Note:** The completed form will be filed in the Civil Service personnel fi

TRANSFER OR VOLUNTARY DEMOTION

Human Resources Department

455 County Center

Redwood City, CA 94063

Pony HRD-121

Telephone: (650) 363-4343

General Information

- Employees may take a voluntary demotion to any job classification that has a top salary step that is lower than the top salary step for their current classification and for which they meet the minimum qualifications including any certification or licensure.
- Employees may transfer in one of the following ways:

From a Position in one Job Classification to the Same Job Classification in a Different Department. For example, an employee can transfer from an Office Assistant in Planning to an Office Assistant in Mental Health.

Movement in the same classification or classification series within a department is a reassignment, not a transfer (for example, from an Office Assistant in Public Health to an Office Assistant in Aging and Adult Services or from a Fiscal Office Assistant in Agriculture to a Fiscal Office Assistant in Parks and Recreation).

From a Position in one Job Classification to a Different Job Classification in the Same or a Different Department within Specific Groupings. Employees may transfer from one class to another class in any of the following groups of classifications:

- Data Entry Operator I/II, Deputy Court Clerk I/II, Fiscal Office Assistant I/II, Legal Office Assistant I/II, Legal Word Processor Operator, Medical Office Assistant I/II, Medical Unit Assistant, Medical Word Processor, Office Assistant I/II, Patient Services Assistant I/II, Sheriff's Criminal Records Technician I/II, and Word Processing Operator I/II.
- Auditor-Appraiser I/II, Appraiser I/II, Real Property Agent I/II/III.
- Library Assistant I/II and Library Technician I/II.
- Certified Nursing Technician and Medical Services Assistant II.
- Occupational Therapist I/II and Occupational Therapist - PHC I/II.
- Physical Therapist I/II and Physical Therapist - PHC I/II.
- Deputy Public Guardian-Conservator I/II/III, Family Court Counselor, Marriage, Family and Child Counselor I/II, Psychiatric Social Worker I/II, Social Worker I/II/III, and Vocational Rehabilitation Counselor I/II/III.
- District Coordinator - OES, Environmental Health Specialist I/II, and Hazardous Materials Specialist I/II.
- Benefits Analyst I/II and Family Support Officer I/II.
- Group Supervisor I/II and Shelter Care Counselor I/II.
- Property Transfer Assistant I/II, Recordable Documents Indexer I/II and Recordable Documents Examiner I/II.
- Paralegal, Legal Secretary I/II, Administrative Secretary I, Administrative Secretary II and Administrative Secretary III.
- Housing and Community Development Specialist I/II/III and Planner I/II/III.
- Park Ranger I/II and Gardener.
- Internal Auditor I/II and Accountant I/II.
- Associate Systems Engineer and Information Technology Technician.
- Systems Engineer and Information Technology Analyst.
- Executive Secretary and Executive Assistant.

For example, an employee may transfer from an Office Assistant position in Public Health to a Fiscal Office Assistant position in Aging and Adult Services or from a Data Entry Operator position in Agriculture to a Fiscal Office Assistant position in Parks and Recreation.

- All transfers must be listed on the County Job Transfer line in order to be filled as a Transfer.

HRXxFr02 Transfer or Voluntary Demotion Request Form 082806 7/16/2012) **Note:** The completed form will be filed in the Civil Service personnel file

**Sample Resignation Form**

**- PLEASE PLACE ON YOUR DEPARTMENTAL LETTERHEAD -**

Resignation of Employment

This will document NAME’s decision to resign from HIS/HER probationary position of CLASSIFICATION effective DATE. The DEPARTMENT NAME accepts NAME’s voluntary resignation effective that date.

NAME has turned in all County property, identification, and equipment that is in HIS/HER possession.

The County agrees not to contest NAME’s application for unemployment benefits should HE/SHE apply for them.

\_\_\_\_\_

NAME

CLASSIFICATION

\_\_\_\_\_

MANAGER’S NAME

TITLE

Date: \_\_\_\_\_

Date: \_\_\_\_\_

- cc. DEPARTMENT HEAD  
Donna Vaillancourt, Director, Human Resources Department  
Civil Service Personnel File  
Department Personnel File

---

**Sample Acknowledgment and Acceptance Letter**

---

*- PLEASE PLACE ON YOUR DEPARTMENTAL LETTERHEAD -*

---

DATE:

EMPLOYEE'S NAME  
HOME STREET ADDRESS  
CITY, STATE ZIP CODE

Dear NAME:

This letter will acknowledge the department's receipt and acceptance of your resignation effective DATE. I want to thank you for your [years of] service with the San Mateo County DEPARTMENT NAME and wish you luck in all of your future endeavors.

Sincerely,

MANAGER'S NAME

TITLE

cc. DEPARTMENT HEAD  
Donna Vaillancourt, Director, Human Resources Department  
Civil Service Personnel File  
Department Personnel File

## 4. INTRODUCTION TO PERFORMANCE AND CONDUCT

Employee expectations fall into two categories – Performance and Conduct.

### *Performance :*

- Expectations related to the employee’s job classification or job assignment. They include the quantity, quality, accuracy, and timeliness of work products.

### *Conduct:*

- Expectations are work rules that relate to employee behavior. Examples include adhering to work hours, proper use and reporting of time, honesty, proper interactions with clients and coworkers, etc.

There are times when performance and conduct expectations "cross paths". For example, a receptionist who is frequently tardy (conduct) may also be failing to meet a performance standard to unlock the office and prepare for the public (performance). [Section 6: Performance](#) deals more specifically with what performance expectations are, and how the supervisor communicates and uses them in the evaluation process. [Section 7: Conduct](#) provides further information on conduct expectations.

### **A. What is the difference between performance and conduct?**

In general, performance relates to the quantity, quality, accuracy, and timeliness of work products. Conduct issues relate to compliance with work rules. Performance problems usually involve a “can’t do” issue while conduct problems generally involve a “won’t do” or “should not have done” issue. For example, if an employee is making too many errors in work products, it is usually because he/she lacks the training, ability, or experience to properly perform the work (can’t do) and may need additional training or coaching.

Conversely, if an employee is frequently late or absent (won’t do), it is usually not because he/she lacks the training, ability, or experience to report to work. Counseling and corrective action, rather than training, is usually appropriate.

### **B. Why do we make a distinction between performance and conduct?**

Conduct and performance are handled differently in terms of the corrective action process. You should always contact Employee & Labor Relations when there is any question about the appropriate corrective action process to follow.

Again, if you are addressing conduct issues with a probationary employee that has not resulted in overall improvement, you should consult with your manager and contact your Employee & Labor Relations representative about rejecting him/her during their probationary period.

### *Corrective Action and Disciplinary Action*

Corrective action and disciplinary action are two terms that you will encounter in dealing with performance and conduct issues. Although corrective action may lead to discipline, they are not the same.

### **C. What is corrective action?**

Corrective action is the process the supervisor begins when an employee's performance or conduct is first identified as needing improvement. Normally, the first step in corrective action is bringing the issue to the employee's attention (counseling), and suggesting ways to "correct" the problem (corrective action plan). This first step is informal and may or may not result in a memo confirming the counseling. However, if a written memo confirming the counseling is not issued to the employee, the supervisor should still retain some written evidence that the counseling session occurred (e.g., a note in the supervisory drop file).

Examples of informal "corrective action plans" you may suggest in these initial discussions for performance problems might be:

- proofread your documents before submission
- review procedures daily
- attend training class in Word

Examples of informal "corrective action plans" for conduct problems might be:

- have no more than 2 unscheduled absences over the next 3 months
- attend a course on dealing with difficult people

The intent of corrective action is to assist employees in correcting their performance and/or conduct to meet expectations. Corrective action includes verbal counseling, written counseling memos, corrective action plans, letters of warning, leave restriction letters, and letters of reprimand. For performance problems, performance evaluations may also be considered corrective action.

### **D. What is disciplinary action?**

Disciplinary action is taken when corrective action has not caused the employee to correct his/her performance or conduct to an acceptable level. Disciplinary action may be taken without prior corrective action when an employee's performance or conduct is so egregious or serious (e.g. criminal offense, workplace violence) that informal corrective action is not an appropriate response. Disciplinary action includes suspensions/non-punitive discipline, temporary reductions in step, demotions, and dismissals. Disciplinary actions are discussed in more detail in both [Section 7: Conduct](#) and in [Section 5: The Skelly Process](#).

### **E. What is non-punitive discipline?**

Non-punitive discipline is a program that replaces unpaid suspensions with a disciplinary letter that equates to a suspension, thereby establishing that there has been previous discipline if misconduct

occurs again. Positive aspects of non-punitive discipline from management's perspective are that the employee does not actually leave the workplace, thereby avoiding the disruption to workflow and cost to fill in behind the employee. Positive aspects from the employee's perspective are that no money is lost, and, in some cases, the "rehabilitation plan" which, if successfully completed, results in removal of the disciplinary letter within a specific period of time.

[See Section 7: Conduct for a complete description of the program](#)

[See Section 5: Skelly Process](#)

[See Section 6: Performance for Sample Performance Improvement Plans](#)

[See Section 7: Conduct for Sample Letters](#)

All County employees are covered by the Non-Punitive Discipline Program. The Sheriff's Office reserves the right to issue actual suspensions, rather than non-punitive disciplinary actions, as circumstances warrant.

**Is It Performance or Conduct?**

BEHAVIOR	CATEGORY
An employee won't perform an assignment.	<b>Conduct</b>
An employee can't perform an assignment.	<b>Performance</b>
An employee is constantly late.	<b>Conduct</b>
An employee is not meeting a numeric quota of productivity.	<b>Performance</b>
An employee was rude to a coworker/customer.	<b>Conduct</b>
An employee's work has frequent mistakes in it.	<b>Performance</b>
An employee has a "bad attitude."	<b>Neither – Managers must identify observable behavior.</b>



## 5. THE SKELLY PROCESS

### *Background*

The Skelly decision (Skelly vs. California Personnel Board) determined that a permanent public employee has a property interest in his/her job, which is protected by "due process," entitling him/her to a hearing prior to discipline. In this context, discipline includes suspensions, non-punitive suspensions, temporary reduction in step, demotions, and dismissals. The "Skelly Process" is the mechanism for providing this required due process. The Skelly court concluded that, at a minimum, the due process afforded to these employees and safeguards must include:

- 1 Notice of the proposed action;
- 2 The reasons for the proposed action;
- 3 A copy of the charges and materials upon which the action is based (material relied on); and
- 4 The right to respond, orally and/or in writing, to the authority imposing discipline.

[Section 6: Performance](#) and [Section 7: Conduct](#) also have sample Skelly Intent and Decision Letters. The Employee & Labor Relations Division will assist you in all aspects of this process. Managers are strongly encouraged to consult with their Employee & Labor Relations representative prior to proposing disciplinary action.

Requirements (1) and (2) above are met by issuing an Intent Letter to the employee. This letter notifies the employee of the proposed action, and states the reasons for the proposed action.

Requirement (3) is met by notifying the employee, in the Skelly Intent Letter that "All written materials, reports and documents upon which this action is based are available to you for your review by contacting (NAME)," and by them providing such material upon request of the employee or their designated representative.

Requirement (4) is met by affording the employee an opportunity to present his/her side of the incident(s) before a reasonably impartial and non-involved reviewer. This reviewer must be a person with authority either to make the final decision on the proposed action or to recommend what that final decision should be. This hearing, if requested, must be held prior to issuance of the Decision Letter, and the Decision Letter should address issues raised in the hearing.

*Procedures for the Skelly Process*

- 1 Prior to initiating any disciplinary action, the supervisor and/or manager will conduct investigatory interviews with the employee and any witnesses to determine the facts involved.
- 2 Should the above interviews indicate that discipline is warranted, the Skelly Intent Letter will be written and signed by a manager who has reviewed the facts and supports the proposed discipline.
- 3 A Skelly officer will be appointed to hear the employee's response. He/she can be the Department Head, the Assistant Department Head, or any other manager not involved in the decision to issue the Skelly Intent Letter. This same reviewer would also consider any written statement submitted by the employee.
- 4 Following the above hearing, the Skelly officer will make a recommendation to the Department Head or designee to either sustain the discipline proposed in the Skelly Intent Letter, impose a lesser discipline, or impose no discipline at all. This recommendation, and the decision of the Department Head or designee, must be based on: 1) the information contained in the Skelly Intent Letter and the associated materials relied on; 2) the information provided in the employee's written response; and 3) the information provided in the hearing.
- 5 The Department Head or designee will decide what, if any, disciplinary action to impose. If the decision is to impose discipline, the Department Head or designee will issue a Decision Letter. Note that this letter should also address issues raised by the employee in the hearing. If an employee with pending disciplinary action against him/her is represented by AFSCME or SEIU at the Skelly hearing, the applicable union will be sent a copy of the Decision Letter, if one is issued.

*You have been assigned to be a Skelly Hearing Officer...*

Your role is to listen to the employee and ask clarifying questions in order to get the full story from their perspective. This gives the employee an opportunity to explain things such as: what they did and why; to deny allegations they believe are false or distorted; to raise mitigating factors; and to possibly “fall on the sword”. You are not there to defend the proposed disciplinary action, the Department, or any particular individuals involved.

*Introductions*

- Name, title, how you want to be called
- Explain you are here to listen to what the employee has to say about the events and make a recommendation to the decision maker regarding the proposed disciplinary action

*Questions you may be asked:*

What information/material have you already seen?

**I was provided with the Intent Letter as well as the materials relied on.**

When are you going to meet with the decision maker?

**I plan to gather up my notes and get them to her as soon as possible.**

Are you going to make a recommendation to the decision maker?

**If I believe something needs further investigation, I'll look into those issues. If I form any opinions regarding what is said today, I'll share them with the decision maker.**

Don't you think...(it's wrong to retaliate against someone) (there hasn't been progressive discipline here) (a lower level of corrective or disciplinary action would be more appropriate)...?

Either turn their question into a question of your own: **Explain to me how this would resolve the conduct concerns?**

Or respond with something like: **It's not my role here to determine if there was enough prior progressive discipline, but I will pass that concern of yours to the decision maker.**

*Common issues that arise:*

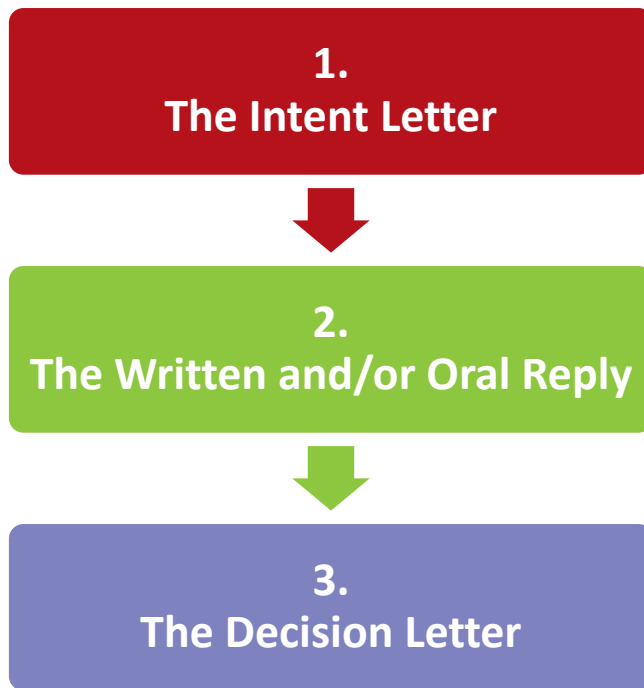
- If the Union brings up allegations that are not associated with this disciplinary letter, you can ask how those concerns related to this disciplinary letter. Redirect them- the purpose of this meeting is to hear information about this disciplinary letter, but if they have concerns about other situations, they should discuss them with their supervisor.
- If the employee says they have witnesses to any of the incidents who would back up their version of what happened, get NAMES (write them down) and what the employee thinks they saw/heard.

If the employee acknowledges their mistakes, ask them, “what would you do differently next time?”

*Conclusion:*

- Take a last look over the Intent Letter and your notes and ask any final questions. If the employee didn't give you anything in writing, ask them if they are planning on doing that by the Skelly deadline.
- If the Union wants to discuss a “deal” like a lower level of disciplinary action, get their offer (verbal is okay) and pass that along to the decision maker.

*The Skelly process has three distinct steps:*



## A. 3 Phases of the Skelly Process

### 1. The Intent Letter

#### *What is it?*

This Skelly letter informs the employee of the intent to take a disciplinary action. It sets forth the proposed discipline, the Civil Service Rule(s) that the employee violated, and the facts upon which the charges are based. Please refer to Civil Service Rule XIII, Section 4 at <https://hr.smcgov.org/civil-service-commission-rules>

The Intent Letter also advises the employee of the right to review any documents upon which the proposed disciplinary action is based (material relied on), and of the right to reply to the charges verbally, in writing, or both. There is a specified time frame by which the employee can invoke the right to reply; it is generally within seven normal business days from the date the Intent Letter is issued. If the employee is represented, the letter also advises him/her of the right to union representation.

In the next to last paragraph of this Skelly Intent Letter, you advise the employee that "All written materials, reports and documents upon which this action is based are available to you for your review by contacting (NAME)." These "materials, reports, and documents" are referred to as the "materials relied on" and usually consist of counseling notes, written complaints from customers or coworkers, attendance records, interview notes, and other documentation.

The material relied on is the evidence upon which you are basing the proposed discipline, and no other material may subsequently be introduced to support the disciplinary action (unless a revised Skelly Intent Letter is issued to supersede the first).

Since the material relied on constitutes the evidence upon which you are proposing discipline, it is reasonable to expect that this material is in your possession and is readily accessed. In some instances, however, when the employee or his/her union has requested these materials per the Skelly statement quoted above, the material has not been available and long delays have occurred in providing it. When this happens, the Skelly meeting must be postponed to allow the employee/union time to review the material in preparation for the meeting. This delay results in a parallel delay in making a decision regarding the proposed disciplinary action.

Of more significance, the fact that the material relied upon is not available leads to the conclusion that this material was not relied on at all but was assembled after the fact to support a decision that had already been made. This is not the kind of message we want to send to employees.

To ensure you are prepared to respond to requests for material relied on, you should follow these steps:

1. Conduct a thorough, unbiased investigation of the incident(s)
2. Interview the employee(s) involved to hear his/her side of the story and take detailed notes
3. Interview any witnesses and take detailed notes

4. Assemble all documents, including notes from your interviews of the employee(s) and witnesses, into a file

It may be necessary to code material released to the employee or his/her union representative to protect the identity of individuals. This requirement usually involves the release of medical or law enforcement information that can be tied to individual persons, or of personnel records for employees other than the individual being disciplined. Any questions relating to disclosure of information should be referred to your Employee & Labor Relations representative.

### *Who does it?*

Although the information upon which a disciplinary action is based usually comes from the employee's direct supervisor, the Intent Letter must be signed by a manager. Normally the first level of management above the employee for whom the discipline is proposed signs the Intent Letter. Since the employee has the right to reply to the deciding official or her/his designee prior to the deciding official making a determination about whether to sustain the proposed action, the Intent Letter should never be signed by the department head (unless the employee works directly for the department head).

Note: Counseling/confirmation letters, letters of warning, letters of reprimand, and other forms of corrective action are normally issued directly by the supervisor.

### *How?*

Prior to initiating disciplinary action, contact Employee & Labor Relations for guidance on drafting the letter and on determining the appropriate level of action to propose. Once it is decided to propose disciplinary action, the signed Intent Letter is delivered to the employee. Whenever possible, the letter should be hand-delivered rather than mailed to the employee. In these instances, the individual who delivers the letter to the employee should annotate a copy of the letter indicating the date and time the letter was given to the employee, and sign his/her name. If the employee is absent without leave or otherwise not available to receive the letter personally, it should be mailed to his/her home address by both regular and certified mail. The individual placing the envelope in the mail should annotate a copy of the letter indicating the date and time it was placed in the mail, and sign his/her name.

Copies of the Intent Letter should be sent to the Department Head, the hearing official (if not the Department Head), the Human Resources Director, Employee & Labor Relations as well as filed in the employee's Civil Service and departmental personnel files.

## 2. The Employee's Reply

### *What is it?*

An employee is given the opportunity to reply, either orally, in writing, or both, to the charges made in the Intent Letter. This reply is the employee's chance to tell his/her "side of the story" before a decision is made regarding the proposed discipline. In the reply the employee may deny the charges, may explain mitigating circumstances, or may argue that the proposed discipline is not at the appropriate level. The employee may have a representative at this meeting. When giving the employee dates to reply orally or in writing, give the employee three or four workdays to schedule a hearing. Give the employee seven workdays from the date of the letter for (1) the hearing to take place and (2) the employee to provide a written response.

For non-punitive disciplinary actions, the Skelly process also affords the employee the opportunity to enter into a "Rehabilitation Plan." This process is described in [Section 7: Conduct](#).

### *Who does it?*

The individual who reviews the written reply and/or hears the oral reply must be someone who has not made up his/her mind about the case. This does not mean that the hearing official cannot know anything about the case. It does mean that he/she must not have already decided that the employee is guilty of the charges and must not have already decided that the proposed level of discipline is appropriate. The hearing official can be the same individual who will make the decision to take or not take the proposed discipline, or the deciding official can ask someone else to hear the employee's reply and make a recommendation. If the responsibility of hearing the reply is delegated to someone other than the deciding official, that individual must be in a position to make an independent recommendation to the deciding official (he/she cannot work for the individual who proposed the discipline.)

### *How?*

In the written or oral reply, the employee responds to the charges and facts contained in the Skelly Intent Letter. The employee may question the factual accuracy of the charges, may raise issues of inconsistency with other similar cases, or may raise mitigating circumstances which he/she feels explain or excuse his/her actions. An employee may also acknowledge the accuracy of the charges but argue that a lower form of discipline is appropriate.

The deciding official must consider the issues raised in the employee's reply. The deciding official may need to further investigate the matter; for example, if new information is brought to light. The deciding official may also consider the individual's demeanor at the hearing, considering such factors as sincerity, remorse, and the employee's acknowledgement or failure to acknowledge his/her responsibility in the matter. The deciding official then makes a determination to sustain, mitigate, or overturn the proposed discipline.



If the responsibility of hearing the reply has been designated, that individual considers all of the above factors and then makes a verbal recommendation to the deciding official to sustain, mitigate, or overturn the proposed discipline.

### 3. The Decision Letter

#### *What is it?*

A letter notifying the employee that disciplinary action is being taken. The letter states the level and effective date of the discipline being taken. The letter also repeats the charges and facts laid out in the Intent Letter, with any revisions in charges/facts resulting from the oral/written reply.

#### *Who does it?*

The decision letter is signed and issued by a level of management above the manager who signed the intent letter.

#### *How?*

The decision letter should be hand-delivered to the employee. The manager should annotate a copy of the letter indicating the date and time the letter was given to the employee. If the employee is absent without leave or otherwise not available to receive the letter personally, it should be mailed to his/her home address by both regular and certified mail. It is essential that there be a clear record of the date the decision letter was issued in order to determine if a subsequent appeal or grievance is timely.

The decision may be to sustain, overturn, or mitigate (reduce to a lower form of discipline) the proposed action based on the oral/written reply, or based on the deciding official's considerations. The deciding official can lessen or overturn the proposed discipline, but he/she cannot impose a higher level of discipline.

Copies of the Decision Letter should be sent to the Department Head, the Human Resources Director, Employee & Labor Relations, the Civil Service Personnel File, and the Departmental Personnel File.

In addition, if an employee is represented by either AFSCME or SEIU at the pre-disciplinary meeting (Skelly Hearing), a copy of the Decision Letter shall be mailed to the union office.

## 6. PERFORMANCE

Preparing evaluations is only a small part of the employee performance process. It is essential that supervisors and managers meet with their employees regularly to discuss expectations, new assignments and work performance. Supervisors should take notes during these discussions and maintain those notes in individual files for each employee. These notes should be supplemented by copies of work products and memos from customers that point out strengths or areas needing improvement. Of course, such work products and memos should be discussed with the employee during the regular meetings.

When the employee's evaluation is due, a complete and accurate record of the entire year is available and, if the discussions have been documented, there should be no issue of the employee being surprised when an issue is noted in the performance evaluation. Consistent attention to the employee's performance allows positive reinforcement of desired work habits and early identification and correction of unacceptable work habits and performance problems.

Again, if you are addressing performance issues with a probationary employee and feel his/her performance will improve with more training and need more time to assess his/her performance, you should consult with your manager and contact your Employee & Labor representative about extending the employee's probationary period. **The Human Resources Director should receive the written request to extend probation at least two pay periods prior to the end of the employee's probationary period. Remember, you cannot extend the probationary period once the employee has worked the requisite hours for his/her specific classification.**

### A. What is the supervisor's responsibility regarding employee performance?

First, clearly communicate your expectations. These expectations may include written performance standards for the position, as well as specific objectives for the individual employee. If formal, written performance standards have not been developed for the position, you may want to discuss developing such standards with your manager. You may also want to give the employee their job specification, any department specific job description which has been developed, departmental handbooks, state and federal guidelines, etc. Following this initial discussion, your responsibilities are to:

- Discuss specific objectives, due dates, timeliness, and quality and quantity standards in one-on-one conversations and in group meetings with employees, and confirm specific objectives in writing prior to the beginning of each review period.
- Meet with individual employees regularly to discuss their progress, both positive and negative.
- Counsel when minor performance concerns come to your attention.
- Prepare written evaluations every three months for probationary employees, and on an annual basis for all other employees. Please see [Sample Performance Evaluation](#).

**B. What are performance expectations?**

Performance expectations are the standards for the position and the objectives for the individual employee, which need to be clearly communicated to employees. Expectations often have two aspects:

1. The quantity or timeliness of work products, and
2. The quality or accuracy of those products. A Standard is what you measure an employee against; i.e., "observes handbook for processing of all requests" or "writes and communicates messages and requests for services clearly." An Objective is a specific goal; i.e., "prepares 60 documents per hour" or "install five software packages by December 1, 2010".

[see Sample Performance Objectives for examples of objectives for the individual employee.](#)

## Sample Performance Objectives

***Employee & Labor Relations Analyst***

1. Develop and conduct a three-hour training on Corrective Action and Progressive Discipline and present to at least two departments by 6/30/10.
2. On a quarterly basis, provide the number of participants who attended your Countywide and customized trainings.

***Computer Programmer***

1. Survey your customers for recommended changes to program X by DATE.
2. Outline your plan to upgrade program X by DATE.
3. Write and test program by DATE.
4. Provide data requirements to customers by DATE, requesting input by DATE.
5. Implement new program and provide procedural instructions to customers by DATE.

***Revenue Collector***

1. As a monthly average, contact at least 150 accounts per day.
2. Category X cases will be in inventory for no more than 5 days before a first call is made.
3. Cases over \$5,000.00 and thirty days in arrears will have a lien filed within two days of first contact.

***Legal Office Specialist***

1. Process 35 documents per day
2. Complete phases one and two of assigned project by January 15
3. Enter all new cases in the computer system within 24 hours of receipt

This communication should be in writing, and the employee and the manager should discuss any areas of the expectations that are unclear or changed from any previous expectations. When an employee is new on the job or has their expectations amended, a new copy should be given to the employee.

Performance evaluations must be done on an annual basis in order to ensure that the employee is fully informed of his or her progress and establish areas of increased emphasis. In addition to the yearly performance appraisal preparation, the manager should have documentation throughout the appraisal period that brings to the employee's attention his/her positive accomplishments, as well as any concerns that must be addressed to keep performance at an acceptable level. Annual performance evaluations are also addressed in the [County Manager's Administrative Memorandum E-13](#), dated January 24, 1996.

Counseling is the beginning of this process. However, the supervisor should always write notes or a memo confirming conversations with employees in order for the information to be usable in any resultant written evaluation. Throughout the process of informing the employee of deficiencies, the supervisor's role, along with the manager, is to assist in improving performance, not only by bringing it to her or his attention, but by providing on-the-job training, consistent and frequent assistance, and by supporting the employee's efforts through written communication.

[Please see Sample Performance Improvement Plans.](#)

When the supervisor has documented a pattern of clearly deficient performance that has failed to be corrected through the above process, a Special Review should be done, even though the employee's annual performance evaluation is not due. Always confer with your manager and your Employee & Labor Relations Representative. It is vitally important to be consistent in your treatment of all employees. Interaction with management and Employee & Labor Relations will ensure your objectivity and the supportability of your final determination.

In the Special Review, two things are accomplished:

- a. Receiving written confirmation of the deficient performance places the employee on notice that an action may result if necessary improvement is not made. Although the Special Review process continues to offer the employee an opportunity to improve, it is important to inform the employee of the potential for demotion or dismissal if improvement is not made. This is not done to threaten the employee but to make the employee fully aware of the result of failure on their part to improve. This appraisal should be given to the employee in draft, and the employee should be informed that the evaluation will not become finalized until 10 days after. A final copy should be provided to the employee on the eleventh day.
- b. Specific objectives for the next 30-60 day period are set that should be more focused than the general objectives and standards. The employee should be able to meet them in the 30-60 day period, or be given a description of what part of a project should be accomplished in that period.

Any response given by an employee to the Special Review should be reviewed. It is important to consider the employee's comments in good faith; otherwise, it can appear that you have "made up your mind" and are not open to the employee's feedback and concerns. Your consideration can be to incorporate some of the employee's comments into the final evaluation, or to state that his/her comments were considered but did not change the factual information already contained on the appraisal.

Follow up on the process as carefully as possible, giving subsequent evaluations every 30-60 days. This Special Review process must be continued until the employee either receives a standard rating or is demoted or dismissed. This cycle normally does not extend beyond three Special Reviews; each case however is reviewed on an individual basis.

**The evaluations given during the Special Review cycle do not require that you give the employee 10 working days (two weeks) to respond to a draft.** Since you are working closely with the employee on a very specific set of objectives over a short period of time, your interaction with the employee will allow the employee and yourself to discuss any concerns/objections.

A manager's active review of subordinate supervisors will ensure that supervisors are communicating standards and monitoring performance on a regular basis. The same monitoring and counseling done with individual employees by the supervisor is also a part of the manager/supervisor relationship.

## Sample Performance Improvement Plan #1

On DATE, we met to discuss your performance in the position of X. In that meeting, I brought to your attention my concerns regarding your recent workload review, where I found that documents were frequently sent out with typographical errors, and were often not timely, based on the incoming request.

You indicated that you were using the spell check and could not understand why errors continued to appear in your typed reports, and that there were many features that would help you work more efficiently, but you had not been trained to use them. You also stated that you type the same letter several times, with only minor changes, and that this takes up a lot of your computer time.

You also stated that you were not able to mail all your correspondence on time because there were too many interruptions at your desk at the end of the day.

I indicated to you that spell check will not catch words that are spelled correctly but are not correct in the sentence (i.e., fund rather than found and forged rather than forget) and that you must proofread your documents prior to sending them out.

### *PERFORMANCE IMPROVEMENT PLAN*

Spend one hour each week using the Microsoft Word tutorial program.

Attend the next macros and advanced procedures class.

Streamline desk procedures to allow two mail pickups per day (i.e., get UPS stickers, and prepare envelopes in advance during down periods).

I will further provide assistance as follows:

- Provide a telephone back up for you for one half hour in the morning and one half hour in the afternoon so that two mail deliveries can be made from our office during the course of the business day instead of mailing everything the next morning.
- Approve your request to develop standard boilerplate in the instances you mentioned, so that typing errors can be minimized, and productivity increased.

I will meet with you on Friday mornings for the next 30 days to discuss your progress.

I am fully confident of your ability to improve, and I thank you for bringing your concerns and suggestions for improvement to my attention. I look forward to working with you to implement our ideas.



**Sample Performance Improvement Plan #2**

**EMPLOYEE NAME’S Performance Improvement Plan**

Jointly developed by (Employee’s Name) & (Supervisor’s Name) on (DATE). Improvement in these areas will lead to meeting all of the expectations of a(n) CLASSIFICATION. When that is accomplished, “stretch” opportunities can be offered.

<b>Areas for Improvement</b>	<b>Performance Improvement Plan</b>
Quality of Work	Think: “Am I doing this the most efficient way possible?” Work smarter, not harder, to reduce the time spent on less critical issues. Proofread written documentation (i.e. emails, memos, letters) for clarity, errors and/or omissions prior to submission.
Quantity of Work	Set timelines for tasks (milestones, deadlines) and track progress. Submit weekly status report for each project to manager for review and discussion.
Adaptability	Systematically consider all available facts before solving the problem. Make a work plan for complex tasks to include: Who to speak with, What will be needed, How best to approach it, Likely obstacles to be encountered.
Work Habits	Balance time on tasks/projects so they can be completed by due date assigned. Establish and/or maintain effective work relationships with manager, staff, and coworkers. Share information/knowledge with other supervisors and manager.
Prioritizing Tasks	Make a list of tasks for the next day, and rank them in importance. Focus on the big picture – how crucial the task is/impact on department. Delegate non-supervisory tasks to appropriate staff.
Keeping Manager Informed	Discuss current assignments with manager and their progress and/or any obstacles to progress. Notify manager in advance if task/project cannot be completed by due date to prioritize work. Discuss upcoming assignments with manager – plan of action, timeframe, and timeline.
Supervisory Skills	Clearly communicate the responsibility and expectation for each employee you supervise. Hold regular 1:1 meetings with each employee you supervise to discuss their performance. Ensure that you are handling supervisory tasks and responsibilities within the unit. Attend any relevant available training courses to develop technical and supervisory skills.
Technical Knowledge	Establish/maintain working knowledge of systems. Be able to recommend process improvements.

Received by:

Date:

\_\_\_\_\_

\_\_\_\_\_



Sample Performance Improvement Plan #3

(Name) (Classification) (Date) – Performance Improvement Plan

Expectation	Action Plan	Means of Measurement
<b>Leadership –</b>		
<ol style="list-style-type: none"> <li>1. Grow the self-esteem and confidence of staff</li> <li>2. Reward good performance in a timely, specific manner</li> <li>3. Speak positively about the Dept and its members, both within the Dept and with outside contacts</li> <li>4. Hold regular 1:1 update meetings with staff</li> <li>5. Promote interdependence and cohesiveness in the team</li> </ol>	<ol style="list-style-type: none"> <li>1 Remind individuals of their unique contributions</li> <li>2 Use a problem-solving orientation when individuals make mistakes</li> <li>3 Think and act in a professional manner, utilizing diplomacy and tact</li> <li>4 Let staff have input about the method and means to complete a given task</li> <li>5 Collaborate with colleagues, attend courses</li> </ol>	<p>Does (NAME) provide timely, specific, positive feedback to individuals and his/her whole team?</p> <p>Is he/she attentive when others have the floor?</p> <p>Does (NAME) maintain an approachable demeanor?</p> <p>Is she creating a climate of mutual respect in his/her team?</p> <p>Is (NAME) respectful of and respected by his/her colleagues?</p> <p>Are (NAME's) presentations professional and focused?</p>
<b>Flexibility –</b>		
<ol style="list-style-type: none"> <li>1. Adapt style to reflect situations / conditions</li> <li>2. Regularly solicit input and feedback from manager, peers, and staff</li> <li>3. Promote brainstorming</li> <li>4. Do not be rigid in thinking and/or behavior</li> <li>5. Be willing to compromise to meet a shared objective</li> </ol>	<ol style="list-style-type: none"> <li>1. Ask the unit to generate multiple ideas/alternatives regarding an issue</li> <li>2. Seek guidance from a successful colleague re: his/her thinking and problem-solving tactics</li> <li>3. Attend a relevant available course</li> </ol>	<p>Does (NAME) encourage, or shut down discussions?</p> <p>Does (NAME) remain calm, or become defensive when challenged?</p> <p>Does (NAME'S) team find her to be open to their suggestions?</p> <p>Is (NAME) accepting of, or resistant to change?</p> <p>Does (NAME) insist on having things done his/her way?</p> <p>Does (NAME) consider, or automatically discount others' perspectives?</p>



Expectation	Action Plan	Means of Measurement
<b>Team Performance –</b>		
<ol style="list-style-type: none"> <li>1. Set challenging yet realistic performance goals</li> <li>2. Clarify priorities and methods of measurement</li> <li>3. Specify scope of responsibility</li> <li>4. Explain how objectives fit with the Dept’s values</li> <li>5. Balance short- and long-term priorities</li> </ol>	<ol style="list-style-type: none"> <li>1. Give clear expectations to the team</li> <li>2. Clarify “what” needs to be accomplished</li> <li>3. Allow the team to have input into “how” it will get done</li> <li>4. Read “Employee Relations Handbook”</li> <li>5. Attend any relevant available courses</li> </ol>	<p>Does (NAME) give clear expectations to his/her team?</p> <p>Does (NAME) get team input on “how” to handle projects, possible barriers to success, etc?</p> <p>Does (NAME) ask employees what they need to accomplish the tasks they are given?</p> <p>Does (NAME) step in when expectations are not being met, and provide constructive criticism?</p>
<b>Communication –</b>		
<ol style="list-style-type: none"> <li>1. Actively listen</li> <li>2. Express ideas clearly, concisely, &amp; persuasively</li> <li>3. Participate in group discussions without dominating them</li> <li>4. Keep others (management, colleagues, team) informed</li> <li>5. Write with clarity and precision</li> <li>6. Monitor tone, as well as content, in written work</li> </ol>	<ol style="list-style-type: none"> <li>1. Encourage others to express their points of view</li> <li>2. Avoid interrupting/cutting people off</li> <li>3. Paraphrase the speaker’s points in order to seek confirmation</li> <li>4. Remain open-minded</li> <li>5. Use appropriate non-verbal behavior to convey interest &amp; understanding</li> <li>6. Provide information in a timely manner</li> <li>7. Confidently field questions and challenges when in front of a group</li> </ol>	<p>Does (NAME) make people feel at ease in conversations?</p> <p>Does (NAME) allow others to talk, or does he/she interrupt?</p> <p>Do (NAME’s) responses indicate a comprehension of the other person’s point of view?</p> <p>Is (NAME) able to grasp the “message within the message”?</p> <p>Does (NAME) share the floor with others appropriately?</p> <p>Does (NAME) appropriately share data / information, or does he/she hoard it?</p> <p>Does (NAME) appropriately field questions, or does she dismiss them / ignore them / become defensive?</p>

## Sample Performance Improvement Plan #4

**EMPLOYEE NAME'S Performance Improvement Plan****DATE****Cleanliness and organization of the Shop**

- The workbench should be kept clean. A workbench is not a storage area.
- Garbage taken out daily.
- All tools cleaned and returned to their proper place, immediately after use.
- Office kept neat and organized. Files, work requests and invoices kept in an orderly manner and invoices submitted twice weekly.
- Parts and materials organized. Inventory kept up and extra materials properly stored in their proper place at the completion of every job.
- Shop floor swept weekly, mopped monthly.
- The shop should not be cluttered with used, broken, or otherwise useless items.

**Timeliness and quality of your work**

- Work requests are to be picked up at least twice daily and dated with that day's date.
- If the work cannot be completed that day, you are to notify the customer and your supervisor of the expected completion date and the reason for the delay.
- Notify the customer at the completion of the work and turn in to me complete work requests when you submit your time card.

## C. What is the process for preparing an employee performance evaluation?

The evaluation process contains the following five steps:

### *Step 1 – Regular Feedback Sessions*

Supervisors and managers should meet with all of their employees on a regular basis throughout the rating period to give feedback on the employee's performance relative to the written performance standards and objectives for the position. This feedback should include both recognition of good performance, and constructive suggestions on aspects of the employee's performance needing improvement. In feedback sessions, supervisors should share samples of the employee's work, quality review reports, customer comments, and any other examples of work performance with the employee. These sessions should be documented in the supervisory file. [See Section 2: Documentation](#) for more information regarding documentation. If need be, the supervisor can also give the employee a memo covering the issues discussed in the conference. It is strongly recommended that supervisors and managers establish a written schedule of feedback sessions for each employee.

**Ideally, a supervisor should meet with each employee on a biweekly basis.** When the supervisor has noted a performance problem, he/she should monitor the employee's work closely and conduct more frequent counseling sessions, possibly on a weekly basis, to assist the employee in improving. The supervisor should develop a written Performance Improvement Plan (PIP) outlining areas needing improvement, and timeframes in which improvement must be made. [See Sample Performance Improvement Plans](#). Your Employee & Labor Relations representative can assist you in developing this plan. If the employee's performance does not improve in accordance with the corrective action plan, the supervisor should prepare a special performance evaluation.

### *Step 2 – Initial Discussion of Performance*

Approximately two weeks prior to the end of the rating period, the supervisor meets with the employee to discuss the employee's performance during the rating period, identifying strengths and areas needing improvement, and discussing future objectives. This discussion includes input from both the supervisor and employee, and should summarize and be based on the regular feedback sessions described above. Supervisors will find the memos documenting feedback sessions to be invaluable in refreshing their memory regarding examples of positive and negative performance.

### *Step 3 – Draft Performance Evaluation*

Based on the discussion described in Step 2, the supervisor completes an initial draft Performance Evaluation and reviews it with his/her manager before giving it to the employee. Next, the supervisor reviews and discusses the draft with the employee. This meeting should occur approximately one week prior to the end of the rating period.

### *Step 4 – Employee Comments*

The employee has ten working days (two weeks) from the meeting described in Step 3 to review the draft and make comments. The supervisor cannot require an employee to provide their comments, either verbally and/or in writing, prior to the two-week review period.

***Step 5 – Finalizing the Performance Evaluation***

Following the ten working days review period (two weeks), the supervisor reviews the draft, considers the employee's comments, and finalizes the report for signatures. The supervisor should consider the employee's comments "in good faith," meaning that although these comments do not necessarily need to be adopted wholesale into the finalized evaluation, there should be thoughtful consideration given to what the employee would like to see added, amended, and/or deleted from the draft evaluation.

The final copy is signed and dated by the supervisor (rater) and manager (reviewer) before it is given to the employee. The employee may take a few days to review the final copy but he/she does not get another two-week review period. Employees are encouraged, but are not required, to sign the final evaluation. Should the employee decline to sign the final evaluation, the supervisor needs to note "Decline to Sign" on the evaluation where the employee's signature is indicated, date it, and give a copy to the employee. The evaluation is then processed as usual for the employee's department. If an employee provides a written rebuttal to his/her performance evaluation, a copy should be included in his/her departmental and Civil Service personnel files.

***Substandard Performance Evaluations***

Employees who receive a substandard rating must be placed on a Special Review cycle. Performance Reports must be completed every 30-60 days until the employee either receives a standard rating, or is demoted or dismissed. When an employee receives a substandard rating (i.e. Improvement Needed or Unsatisfactory), the performance objectives developed for the next review period cover only the next 30-60 day period. When an employee at salary step A, B, C, or D receives an annual performance evaluation rated below standard, his/her merit increase (step increase) should be denied. If the employee's performance does reach a standard level, a merit increase should be granted effective the following pay period.

***Timeliness of Performance Evaluations***

Employee performance evaluations are to be completed annually for all permanent employees regardless of the length of service.

For a probationary employee, performance evaluations are to be issued according to the timelines listed below based upon the probationary period:

Probationary period	Timeframe of Performance Evaluations
<b>6 months</b>	Prior to end of the 3rd and 6th months
<b>9 months</b>	Prior to the end of the 3rd, 6th, and 9th months
<b>12 months</b>	Prior to the end of the 3rd, 6th, and 12th months
<b>18 months</b>	Prior to the end of the 3rd, 6th, 12th, and 18th months

***Special Performance Evaluations***

For permanent employees, a performance evaluation may cover a period of less than one year. When a performance problem is identified, and counseling sessions fail to result in improvement, the supervisor should prepare a special performance evaluation.



## D. What should be done if an employee is not meeting performance expectations?

First, contact Employee & Labor Relations to discuss the case and develop a strategy. Please see [Flowchart for Performance Evaluations](#) for the typical process. Each case will have its individual characteristics, but the normal steps to be followed are:

1. Formally counsel the employee, giving specific examples of where he/she is not meeting the performance standard(s). Refer to any previous informal counseling sessions that were held and ask the employee if he/she understands the area of concern. It is usually a good idea to have the employee state back to you what the problem is and what you expect so there is no confusion.
2. Document the results of the discussion in writing, and share with the employee ([Sample Performance Improvement Plan](#)). The document should clearly outline your concerns, the employee's response (if any), what the employee has to do to improve, and the steps you will take to assist her or him. Meet with the employee on a regularly scheduled basis, giving specific assignments and deadlines and providing feedback on his/her progress. Document these meetings in writing and give the employee a copy.
3. If the employee does not improve, complete a formal performance evaluation, in this case checking the option "Special" evaluation.

**Note:** This step should not be taken without consulting with your manager and Employee & Labor Relations. This evaluation would cover the period of time since the last evaluation, rather than for a full year. The special evaluation will inform the employee that she/he will be placed on a series of Special Reviews.

If the employee has not had an evaluation in several years, consult with Employee & Labor Relations to discuss the option of issuing a Pre-Evaluation Memo ([Sample Pre-Evaluation Memo](#)). Although Pre-Evaluation Memos are not the norm, in situations where there has been a significant change in the employee's performance, a change in supervisor, a lengthy time period since the last evaluation, or a long-term problem that has never been dealt with, a pre-evaluation memo may be appropriate. The Pre-evaluation memo is a tool to advise the employee of an anticipated "Below Standard" (Unsatisfactory or Improvement Needed) evaluation. It should clearly outline the expectations for the period assigned.

Special performance evaluations should contain objectives for the next thirty (or sixty) day period only. If assignments cannot be completed in the next 30-60 days, the Special evaluation can establish target dates for steps or phases of the assignment to be completed within that particular review period. Discussions with the employee must inform her or him that this process is to assist her or him to improve. Your communication with the employee, however, should also inform her or him of the potential of demotion or dismissal if she or he does not improve to a "Meets Expectations" level during the process.

The length and number of special performance evaluations an employee receives is determined by such factors as the employee's length of service, the severity of the performance deficiencies, the complexity of his/her position, and the level of progress during the review period. Your Employee & Labor Relations

representative can assist with this determination. Normally, an employee receives three special evaluations prior to action to demote or dismiss.

If the supervisor/manager is leaving and there are performance concerns regarding a particular employee, he/she may draft a Transition Memo for the new supervisor/manager. It should cite the employee's strengths and areas where he/she needs to improve.

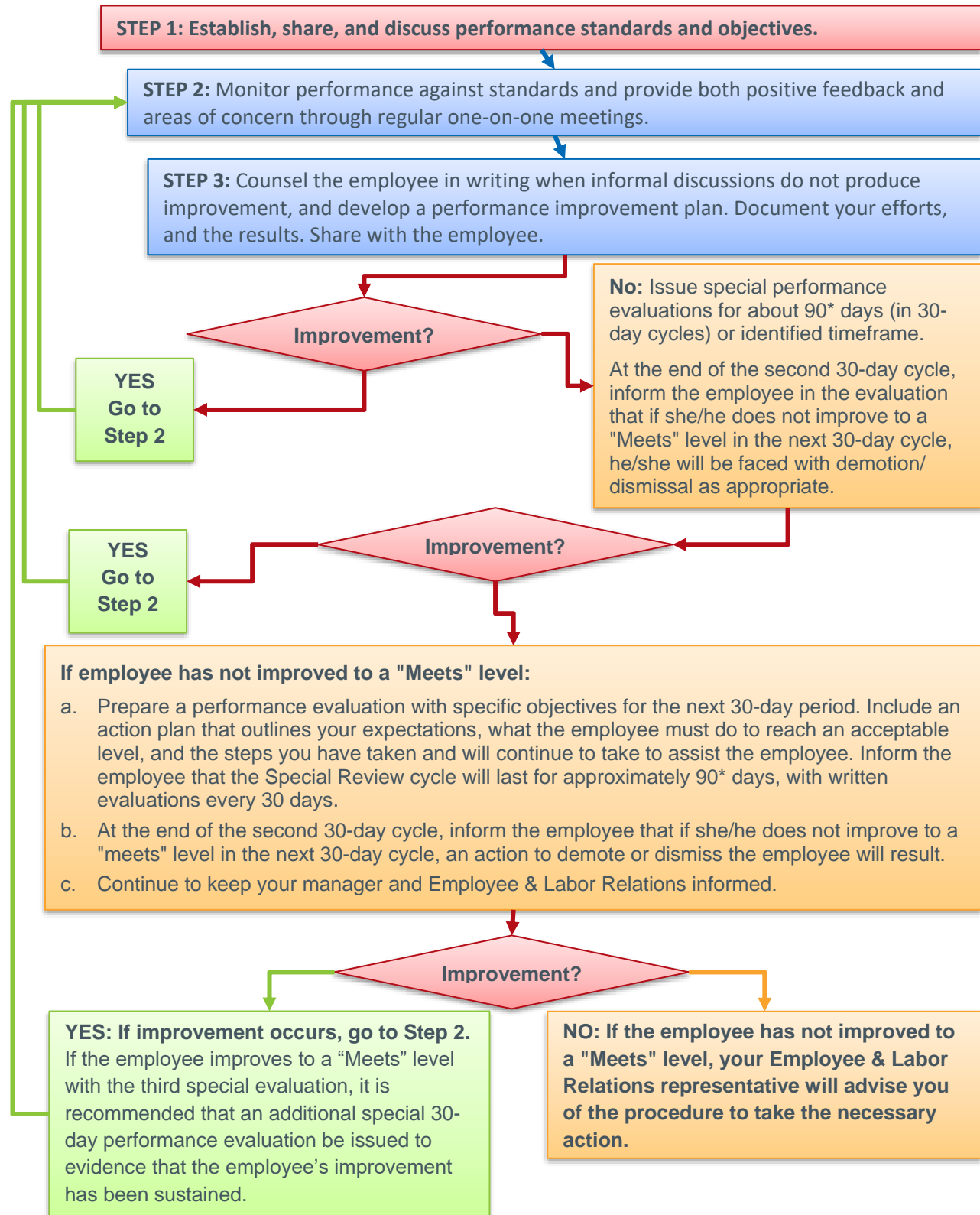
### **E. How does the supervisor know what to do next, and when to do it?**

If you have determined that the employee is not meeting expectations during the special evaluation process, and will not be able to meet them with additional coaching and time, contact Employee & Labor Relations to discuss a course of action. In performance cases, there are two options – demotion or dismissal. If an employee has the skills and abilities to do a less complex job, and there are available vacancies, demotion is the preferred option, especially if the employee has previously held a lower classification, unless the current level of performance indicates an inability to perform even the simplest portions of the current position. If the employee's deficiencies demonstrate that demotion is not a viable alternative, the choice would be dismissal.

Both dismissal and demotion are disciplinary actions, and the first line manager initiates the "Intent Letter". If demotion is a viable option, the employee may choose to voluntarily demote using the [Transfer or Voluntary Demotion Form](#). Speak with your [Employee & Labor Relations representative](#) regarding the possibility of requiring a new probationary period as a requirement for the voluntary demotion. Please refer to [Section 5: The Skelly Process](#) for further information about management roles in disciplinary actions. Please see [Sample Skelly Intent Letter – Poor Performance](#) and [Sample Skelly Decision Letter – Poor Performance](#) for example letters.

Flowchart for Performance Evaluations

(Not for Probationary Employees)



\* Based on an arbitration case it should be made clear to the employee that special reviews may be terminated at any time that performance declines and disciplinary action can occur at that time.

## Sample Pre-Evaluation Memo #1

Date:

To: Employee, Classification

From: Supervisor, Title

Subject: Pre-evaluation Memo

As you have not received a performance evaluation since 200X (or: As you recently moved to a new assignment, or: whatever the reason you are using the “pre-eval” method) I have decided to issue you this pre-evaluation memo in order to make clear the expectations of your position. Were you to receive an evaluation today, it would be designated as a “does not meet”. In order to give you the opportunity to show improvement in several areas prior to issuing the formal evaluation, I am giving you this memo outlining my concerns. I will be giving you a formal performance evaluation in 90 days. The areas needing improvement are:

### **Adhering to work schedule**

Staff has been unable to locate you. Your breaks are to be no longer than 15 minutes in duration. The morning break shall be taken between the hours of 9 and 10 and your afternoon break will be taken between the hours of 3 and 4. Your mid-day meal break is at X and lasts for 30 minutes.

### **Security**

Tools and materials must be secured at all times. Recently you (what was done that was incorrect.) Doors to the shop and other restricted areas must be locked at all times.

### **Organizational Skills**

Prioritization: You frequently are late completing assignments. Recent examples of this are your leaving the intake files unfinished, and not completing entries until several days afterward. Recently you lost (or did not process) the paperwork for a job relating to \_\_\_\_\_.

### **Shop Organization/Cleanliness**

- Specific issues (such as keep all paint colors in alphabetical order.)
- Sweep shop on a weekly basis.
- Keep all flammable materials in the X area.

### **Adaptability**

You are not keeping up with fast-paced calendars, become overwhelmed, and do not demonstrate the ability to multitask. For example, \_\_\_\_\_.

For the most part, the above are ongoing problems that have been discussed with you. Although there has been some progress, there continues to be a need for significant improvement in your (list two most significant areas). As you are in a one-person assignment, it is critical that the staff you serve know how and where to find you. Further, it is extremely important to the safety of both you and your coworkers that you maintain an orderly inventory of your tools and supplies and they are kept in a secure location.

Over the next 90 days, I will be working with you to assess your progress in these areas. As your direct supervisor, it is imperative that you work closely with me. In approximately 90 days, I will provide you with a formal performance evaluation. There will need to be significant improvement in the above areas in order for me to be able to rate you as meeting the standards of your position.

cc:      Writer's Manager

**Sample Pre-Evaluation Memo #2**

---

– PLACE ON YOUR DEPARTMENTAL LETTERHEAD –

---

To: EMPLOYEE’S NAME, CLASSIFICATION

From: SUPERVISOR’S NAME, CLASSIFICATION

Date: [INSERT DATE]

SUBJECT: Pre-Evaluation Memo

As you have not received a performance evaluation since 200X, I have decided to issue you this pre-evaluation memo in order to make clear the expectations of your position. Although you continue to perform well in certain areas, were you to receive an evaluation today, there are several areas that would be designated either “Unsatisfactory” or “Improvement Needed”. In order to give you an opportunity to show improvement in these areas prior to issuing the formal evaluation, I am giving you this memo outlining my concerns. I will be giving you a formal evaluation in approximately 60 days.

The areas requiring immediate and sustained improvement are:

**Quality of Work: Thoroughness & Judgment**

We have had numerous discussions regarding your backlog and have discussed those concerns with you, most recently on DATE(S). I have also impressed upon you the importance and requirement in maintaining accurate and comprehensive files. Yet, you continue to fall behind in meeting this expectation.

**As a(n) CLASSIFICATION, you are expected to [INSERT DETAILS]**

As of DATE, it appears there are approximately X reports overdue. After writing your reports, use spell check and proofread them in order to minimize your errors. When I return reports to you for correction, they are to be submitted in a timely manner to be sent out to families and the doctors. It’s been clear during our follow-up discussions that re-written reports are not being submitted in a timely manner.

Monthly progress notes need to be completed on clients you have seen and must be available at the time of our review. Frequently, it is noted you are late and do not respond to notices asking you to supply notes to the team.

**Quantity of Work: Amount of Work Performed & Work Completed on Schedule**

As of DATE, your current productivity percentage was XX%. Since that date, we have transferred X of your cases to another staff member, yet your percentage is now XX%. The expected percentage for each CLASSIFICATION is XX%. You have approximately X reports overdue. In our meeting on DATE, you agreed to gather the data for your overdue case reports by close of business the following Friday. You are expected to complete and submit to me the X overdue reports by DATE.

These delays with your case reports are unacceptable. If any other team member were to review your case files, he/she would not have the benefit of knowing its current status and/or the care you have provided to date. This has tremendous impact on the clients we serve and does not satisfy the purpose/mission of our department.

CLASSIFICATION who receive cases transferred by you need to be given current documentation at the time of the transfer. In the past, it has often taken you several weeks and sometimes a month or more to transfer the entire case. Cases that should be closed should be done the same month you have spoken with the client about closing his/her case. When cases are closed due to families moving out of county, the client cannot get therapy until we've sent the new county the appropriate chart. Delaying services to a client is unconscionable and is not permitted.

When closed cases remain on the master file, the department is at risk, in particular if an audit takes place.

**Adaptability: Performance Under Pressure & Performance with Minimum Instruction**

You are expected to perform your duties under general supervision, rather than close supervision. I am concerned about your willingness to complete assignments without repeated requests by me for follow up on progress notes and/or case reports. With your years of experience, you are or should be aware that written documentation is required within a prescribed timeframe. Not documenting these visits in a timely manner is both a liability and concern for the department and San Mateo County.

**Work Habits: Observe Work Rules, Application to Work Assignments, Organizational Skills**

I have documented in your previous performance evaluations that you have great difficulty in completing required paperwork. I have also not allowed you to take paid vacation time when you were not caught up on your requisite documentation. I will continue to do so until you are current with your case files.

I have also asked that you schedule meetings with me rather than have me contact you for each case requiring clarification. The meetings scheduled rarely start at the original scheduled time and/or date as you typically need an extension to complete the requisite work.

For my part, I have enrolled you in the next "Managing Time Successfully" County course, which will be offered on DATE from TIME a.m. to TIME p.m. at the Captain's House in Coyote Point Park. Upon completion of the course, I will expect you to brief me in our next scheduled supervision meeting on what you learned in the class and how you will apply it to your work. I would like to see your work habits change so I do not feel the need to review your documentation.

**Summary**

This document will not be placed in your personnel file. The above are ongoing problems that have been discussed with you. Over the next 60 days, I will be working with you to assess your progress in these areas. In order to help achieve this I am going to meet with you weekly, otherwise every other week, beginning the week of DATE for our supervision meetings.

In approximately 60 days, I will provide you with a formal performance evaluation. There will need to be significant improvement in the above areas in order for me to be able to rate you as meeting certain standards of your position.

cc:     MANAGER, CLASSIFICATION



---

**Sample Supervisor Transition Memo**

---

*Print on Departmental Letterhead*

---

Date: January 29, 2010

To: NEW SUPERVISOR, CLASSIFICATION

From: CURRENT SUPERVISOR, CLASSIFICATION

Subject: Transition Memo

As you will be taking over the NAME Unit effective February 2nd, I want to share with you my observations of Joan's performance over the past 12 months, list what I see to be her strengths, and cite areas where I feel she can make some improvements.

The job duties of a CLASSIFICATION working in the Unit include: INSERT DETAILS

**Strengths:**

Joan schedules appointments based on office guidelines and completes transfers in a timely manner. She works her cases well. She continuously enhances her knowledge of court orders and is better able to interpret orders and verify calculations. In addition, Joan sets up accounts appropriately and updates the NAME system with the correct information, including payments and summary details.

Joan demonstrated a great deal of adaptability both during training and post system conversion. She retains new system and procedure information well and is quickly able to apply her new knowledge. Joan keeps accurate training notes for herself, which she can easily reference.

Joan is skillful at multitasking and manages her days well, as demonstrated by her ability to maintain her daily casework, calls, and drop-ins.

She works well with her team and her clients. She is a team player and exhibits a willingness to assist with coverage including drop-ins. I have found that Joan is more apt to correspond with clients via mail rather than by telephone. I think that she can sometimes work more efficiently if she utilizes the telephone, fax, and email as appropriate in order to expedite the work, assist with her information gathering, and provide case status information to clients.

**Areas for Improvement:**

During the rating period of February 2009 to October 2009, Joan produced 200 Complaint Reports and received 20 case reports back for clerical errors, missing information and other procedural errors, for an overall error rate of 10%. This is a great improvement from the previous year. However, I think that there still is room for improvement, especially considering the expectation is for an error rate of no more than 7%. The types of errors I have seen include missing narratives, misspelled/incorrect names, a calculation that had different income information than was stated in the narrative, not indicating that the Complaint

was a Supplemental, and naming the wrong party as the Respondent. Joan and I last met on December 15, 2009 to discuss her performance and areas for improvement.

The target goal for the unit is for each person to produce an average of 30 Complaints per month. Joan is meeting this goal by 76%. Only during 3 months did Joan meet this goal. In June 2008, Joan produced 33 Complaints, July 2008 she produced 32 and in September 2008 she produced 30. Otherwise, the number of Complaints produced ranged from 11 to 29 cases per months.

Joan also has a tendency to not take action when a task is due, but rather sets a new date for review without indicating in the case the purpose for the delay. On Case #1234, the progress notes were due in April 2009 and the notes were not completed until reviewed by other staff in July 2009. Similarly, on Case #9876, the amended Complaint was scheduled for review in August 2009 and no action was taken until it was reviewed by other staff in October 2009. On Case #2468, again, Joan created an entry for service in June 2008 but no action was taken for 3 months. On Case #1357, no notes were completed between the months of February 2009 and July 2009. On all of these cases, Joan closed the files while the progress notes remained incomplete.

Joan has had some difficulty in preparing her Complaints, specifically in regards to calculating income. On Case #1111, Joan prepared a Complaint attributing minimum wage earnings for the respondent rather than using actual earnings that were available and on Case #9999, Joan should have used the respondent's W-2 earnings (including tips) in her calculations rather than pay stubs, which provided only her base pay and did not include her tips.

On a few occasions, Joan has processed a Complaint without the need to take action on a case. Joan should more thoroughly review each case prior to processing a Complaint. She should review cases at the onset to make the determination whether there is information and a need to proceed or to prepare the case for closure.

cc: Joan Smith, CLASSIFICATION  
Supervisory File

Sample Employee Performance Report

Contact Employee & Labor Relations for the Fillable PDF form.



COUNTY OF SAN MATEO

EMPLOYEE PERFORMANCE REPORT

PURPOSE

To provide an opportunity for supervisor and employee to discuss and establish written performance standards, performance objectives, strengths and areas needing improvement. This should be done in a way that promotes two-way discussion to help employees understand their supervisor's expectations in order to achieve and maintain successful performance, change their performance in areas needing improvement, and identify areas for personal growth opportunities.

- To help the employee improve work performance.
To inform the employee about progress on the job.
To give the employee recognition for good work.
To determine training needs.

The Use of Sub-Items

The use of the sub-items listed under "factors" is recommended. The sub-items should be checked (+, -, ✓) to indicate strong, weak or competent performance. By use of sub-items, factor ratings will be easier to identify.

Overall Evaluation

EXCEPTIONAL.....Total work performance is definitely superior and well above the standards of performance required for the position. Justification of this rating must be made in writing in the "comments" section.

COMPETENT.....Total work performance is consistently up to or somewhat above the requirements of the position. This is the performance which is expected of a trained and qualified employee.

IMPROVEMENT NEEDED.....Total work performance is below the standards of performance required for the position. This evaluation indicates that serious effort is needed to improve performance. Justification of this rating must be made in writing in the "comments" section.

UNSATISFACTORY.....Total work performance is inadequate and definitely inferior to the standards of performance required for the position. Justification of this rating must be made in writing in the "comments" section.

NOTE: Although written comments are not required, it is highly recommended that they be included on every evaluation, particularly if the employee's performance tends to be borderline within these categories.

<b>EMPLOYEE EVALUATION</b> COUNTY OF SAN MATEO	CLASS CODE <b>DRAFT</b>	NAME <b>Jan Diver</b>	EMPLOYEE ID NUMBER <b>### ## ####</b>	
	CLASS TITLE <b>Office Assistant II</b>		STATUS <b>Regular</b>	DEPARTMENT NAME <b>Dept Name Here</b>

<div style="border: 1px solid black; padding: 5px; margin-bottom: 10px;"> <p style="text-align: center;">CHECKING SUB-ITEMS OPTIONAL (RECOMMENDED)</p> <p style="text-align: center;"> <input type="checkbox"/> + EXCEPTIONAL                    <input checked="" type="checkbox"/> COMPETENT                    <input type="checkbox"/> - WEAK             </p> </div> <p style="text-align: center;"><b>RATE EACH FACTOR</b></p> <table style="width: 100%; text-align: center;"> <tr> <td></td> <td>UNSATISFACTORY</td> <td>IMPROVEMENT NEEDED</td> <td>COMPETENT</td> <td>EXCEPTIONAL</td> </tr> </table> <p style="text-align: center;"><b>FACTOR</b></p> <p><b>A. QUALITY OF WORK</b></p> <p><input checked="" type="checkbox"/> Accuracy</p> <p><input checked="" type="checkbox"/> Neatness of Work</p> <p><input checked="" type="checkbox"/> Thoroughness</p> <p><input checked="" type="checkbox"/> Judgment</p> <p><input type="checkbox"/> Oral Expression</p> <p><input type="checkbox"/> Written Expression</p> <hr/> <p><b>B. QUANTITY OF WORK</b></p> <p><input type="checkbox"/> Amount of Work Performed</p> <p><input checked="" type="checkbox"/> Work Completed on Schedule</p> <hr/> <p><b>C. ADAPTABILITY</b></p> <p><input checked="" type="checkbox"/> Performance in New Situations</p> <p><input checked="" type="checkbox"/> Performance under Pressure</p> <p><input checked="" type="checkbox"/> Performance with Minimum Instructions</p> <hr/> <p><b>D. WORK HABITS</b></p> <p><input type="checkbox"/> Observe Work Rules</p> <p><input type="checkbox"/> Attendance/Work Hour</p> <p><input type="checkbox"/> Application to Work Assignments</p> <p><input checked="" type="checkbox"/> Organizational Skills</p> <p><input checked="" type="checkbox"/> Observance of Safety Practices</p> <hr/> <p><b>E. PERSONAL RELATIONS</b></p> <p><input checked="" type="checkbox"/> Receptive to Constructive Criticism</p> <p><input checked="" type="checkbox"/> Relations with Co-Workers</p> <p><input checked="" type="checkbox"/> Dealing with Public</p> <p><input checked="" type="checkbox"/> Personal Appearance</p> <hr/> <p><b>F. OTHER:</b> _____</p> <hr/> <p><b>G. SUPERVISORY ABILITY (Only for Supervisors)</b></p> <p><input type="checkbox"/> Planning and Assignments</p> <p><input type="checkbox"/> Establishment of Work Standards</p> <p><input type="checkbox"/> Fairness and Impartiality</p> <p><input type="checkbox"/> Training and Instructing Other</p> <p><input type="checkbox"/> Preparing Performance Evaluations</p> <p><input type="checkbox"/> Leadership</p> <p><input type="checkbox"/> Making Decisions</p>		UNSATISFACTORY	IMPROVEMENT NEEDED	COMPETENT	EXCEPTIONAL	<p>EFFECTIVE DATE From: <b>09/24/07</b> To: <b>09/24/08</b></p> <p>REASON FOR EVALUATION  <input type="checkbox"/> Probationary                    <input checked="" type="checkbox"/> Annual                    <input type="checkbox"/> Special             </p> <p>OVERALL EVALUATION    The overall rating must reflect and be consistent with rating factors A through G.  <input checked="" type="checkbox"/> Exceptional                    <input type="checkbox"/> Competent                    <input type="checkbox"/> Improvement Needed                    <input type="checkbox"/> Unsatisfactory             </p> <p>EVALUATION OF "EXCEPTIONAL", "IMPROVEMENT NEEDED" OR "UNSATISFACTORY" MUST BE SUBSTANTIATED IN WRITING (Written comments are recommended for all ratings.)</p> <p>EVALUATION OF "EXCEPTIONAL", "IMPROVEMENT NEEDED" OR "UNSATISFACTORY" MUST BE SUBSTANTIATED IN WRITING (Written comments are recommended for all ratings. If necessary, continue comments on a separate sheet.)</p> <p>Jan, you perform a wide variety of office support tasks, including filing, data entry, receptionist duties, and typing. You efficiently organize and complete your tasks, and are always willing to cover the forms desk when needed. Your willingness to pitch in supports our department's value of team problem-solving. You organize your time well, and handle last-minute project requests with aplomb. I can count on you to get things done.</p> <p>Concerns with data entry accuracy were addressed in February 2004, and since that time, your accuracy has improved to standard.</p> <p>You have familiarized yourself with systems and are further developing you computer skills; you expect to complete Access and Excel training by January 2005.</p> <p>We have discussed your tendency to say exactly what is on your mind, and that the manner in which you make comments sometimes is of concern. For example, being abrupt with coworkers when needing to wait for them to complete their part of a project before you can input the data. We have discussed better ways to handle such situations.</p> <p>I have needed to speak with you twice about the amount of time spent on personal calls and socializing with others. You have made a commitment to limit such activities. In addition, tardiness and other unplanned absences were addressed during this rating period, and since July there has been improvement.</p> <p>GOALS/OBJECTIVES FOR NEXT RATING PERIOD:</p> <p>1) <b>DEVELOP THESE TOGETHER WITH THE EMPLOYEE</b></p> <p>2) _____</p> <p>3) _____</p> <p>4) _____</p>
	UNSATISFACTORY	IMPROVEMENT NEEDED	COMPETENT	EXCEPTIONAL		

<b>RATER</b>	TITLE	SIGNATURE	DATE
1			
<b>REVIEWER</b>	TITLE	SIGNATURE	DATE
2	I HAVE REVIEWED THIS REPORT WITH THE FOLLOWING COMMENTS:		
<b>EMPLOYEE</b>	I HAVE REVIEWED THIS REPORT AND DISCUSSED IT WITH MY RATING SUPERVISOR, MY SIGNATURE DOES NOT NECESSARILY INDICATE AGREEMENT. I UNDERSTAND I MAY ATTACH MY COMMENTS IF I SO CHOOSE.		DATE
3			

---

**Sample Skelly Intent to Dismiss Letter – Poor Performance**

---

*– PLACE ON YOUR DEPARTMENTAL LETTERHEAD –*

---

October 20, 2010

Employee Name

Title

Department

Hand-delivered

Dear Mr. Employee:

Please take notice that it is the intent of this office to dismiss you from your position of Social Worker effective November 3, 2010. The grounds upon which this disciplinary action is being proposed are in accordance with Section 4 of Civil Service Commission Rule XIII as follows:

(F) Unacceptable Performance. Unacceptable performance shall mean want of ability suitable to the work, either as regards natural qualities or experience or deficiency of disposition to use one's ability and experience properly, or failure to continue to perform at an acceptable level.

On October 18, 2010, you received a performance evaluation with a summary rating of "Unsatisfactory". This performance evaluation documents your failure to perform at an acceptable level and is the latest in a series of performance evaluations documenting your below standard performance. A summary of this documentation is outlined below:

June 2009-April 2010 – Your supervisor, Name, counseled you verbally and in writing about your unacceptable performance. Specific areas of concern were failure to prepare court reports in a timely manner, court reports that were inaccurate and grammatically incorrect, failure to maintain an organized work area, failure to plan and organize your work, failure to observe work hours and discourteous conduct toward clients, coworkers and your supervisor.

April 21, 2010 – Your supervisor issued a memo formally advising you that your performance was unsatisfactory. In this memo, your supervisor stated that, if you were to be evaluated today, the evaluation would have a summary rating of "Unsatisfactory." Your supervisor stated that you would be afforded 60 days to bring your performance to an acceptable level and would be evaluated at the end of that 60-day period. Your supervisor laid out specific areas in which you needed to improve in order to receive a satisfactory rating (e.g., timeframes for submission of court reports). In an effort to assist you in improving, your supervisor set regular weekly meetings with you (rather than the bi-weekly meeting with other staff) and reduced your caseload.

June 30, 2010 – Your performance did not improve to an acceptable level and, on June 30, 2010, you were issued a performance evaluation with a summary rating of "Improvement Needed." Among the problems cited in this evaluation were court reports not completed in a timely manner; court reports with many grammatical, spelling and factual errors; disorganization of your work area; failure to plan and

organize work; failure to observe work hours; and discourtesy, particularly toward your supervisor. As a result of this below standard performance evaluation, you were placed on a 30-day evaluation cycle with specific goals and objectives to accomplish over the next 30 days.

August 7, 2010 – Your supervisor issued an evaluation of your performance covering the period of July 1-August 4, 2010. This evaluation had a summary rating of Unsatisfactory. In this evaluation, your supervisor documented your failure to meet the goals and objectives set for you. Specifically, it was documented that you still failed to meet expectations in the areas of preparing timely court reports, preparing accurate and grammatically correct court reports, failure to plan and organize work, failure to observe work hours, and discourtesy toward your supervisor. Your supervisor also cited the fact that your caseload was very low during the rating period as you were carrying fourteen to seventeen cases while the standard is twenty-six cases. Your supervisor also advised you in writing that failure to improve your performance to an acceptable level would result in disciplinary action up to, and including, dismissal from County employment. The evaluation set specific goals and objectives for the next 30-day rating period.

September 12, 2010 – Your supervisor issued another evaluation of your performance covering the period of August 7-September 8, 2010. This evaluation had a summary rating of Unsatisfactory. In this evaluation, your supervisor documented your failure to meet the goals and objectives set for you. Specifically, it was documented that you still failed to meet expectations in the areas of preparing timely court reports, preparing accurate and grammatically correct court reports, failure to plan and organize work, failure to observe work hours, and discourtesy toward your supervisor. Your supervisor also cited the fact that your caseload was very low during the rating period as you were carrying sixteen cases while the standard is twenty-six cases. Your supervisor also advised you in writing that failure to improve your performance to an acceptable level would result in disciplinary action up to, and including, dismissal from County employment. The evaluation set specific goals and objectives for the next 30-day rating period.

October 18, 2010 – Your supervisor issued an evaluation of your performance covering the period of September 11-October 13, 2010. This evaluation was marked with a summary rating of Unsatisfactory. In this evaluation, your supervisor cited the fact that your caseload was still very low during the rating period as you were carrying sixteen while the standard is twenty-six cases. Your supervisor documented that you had not met performance expectations in the areas of preparing court reports, desk organization, filing in the case records, time management, and submitting forms with all the required information completed. Your supervisor noted that, during this rating period, two complaints were received from the Court Commissioner about you. These complaints were about a detention memo omitting necessary information which was not up to professional standards demonstrated by other social workers, and about your failure to obtain court authorization prior to sending a child on a visit out of county.

The October 18, 2010 performance evaluation was the fourth consecutive below standard evaluation you have received. These evaluations document severe deficiencies in your performance over a 16-month period. In spite of your supervisor's continuing efforts to work with you, you have failed to perform at a satisfactory level. During the most recent rating period, we received two complaints from the Court Commissioner about you. Your failure to perform at an acceptable level constitutes Unacceptable Performance, in violation of Civil Service Rule XIII 4(F).

All written materials, reports and documents upon which this action is based are available to you by contacting me. You will further take notice that you have the right to respond either orally or in writing, or both, to the charges contained in this letter. If you wish to respond in writing, your response must be received by Ms. X no later than November 1, 2010. If you wish to respond orally, you must contact Ms. X no later than October 30 to schedule a meeting to be held no later than November 1. If you do not contact Ms. X or provide a written response by the above dates, it will be assumed that you have waived this right. You have the right to be represented by your union in this matter.

Sincerely,

Name

Division Director

cc: Department Head  
Skelly Officer  
Supervisor  
Donna Vaillancourt, Human Resources Director  
Nicole McKay, Employee & Labor Relations Manager  
Civil Service Personnel File  
Department Personnel File

---

**Sample Skelly Decision Letter – Poor Performance**

---

*– PLACE ON YOUR DEPARTMENTAL LETTERHEAD –*

---

November 3, 2010

Employee Name

Title

Department

Hand-delivered

Dear Mr. Employee:

Please take notice that it is the decision of this office to dismiss you from your position of Social Worker effective November 3, 2010. The grounds upon which this disciplinary action is being taken are in accordance with Section 4 of Civil Service Commission Rule XIII as follows:

(F): Unacceptable Performance. Unacceptable performance shall mean want of ability suitable to the work, either as regards natural qualities or experience or deficiency of disposition to use one's ability and experience properly, or failure to continue to perform at an acceptable level.

On October 18, 2010, you received a performance evaluation with a summary rating of "Unsatisfactory". This performance evaluation documents your failure to perform at an acceptable level and is the latest in a series of performance evaluations documenting your below standard performance. A summary of this documentation is outlined below:

June 2009-April 2010 – Your supervisor, Name, counseled you verbally and in writing about your unacceptable performance. Specific areas of concern were failure to prepare court reports in a timely manner, court reports that were inaccurate and grammatically incorrect, failure to maintain an organized work area, failure to plan and organize your work, failure to observe work hours and discourteous conduct toward clients, coworkers and your supervisor.

April 21, 2010 – Your supervisor issued a memo formally advising you that your performance was unsatisfactory. In this memo, your supervisor stated that, if you were to be evaluated today, the evaluation would have a summary rating of "Unsatisfactory." Your supervisor stated that you would be afforded 60 days to bring your performance to an acceptable level and would be evaluated at the end of that 60 day period. Your supervisor laid out specific areas in which you needed to improve in order to receive a satisfactory rating, (e.g., timeframes for submission of court reports). In an effort to assist you in improving, your supervisor set regular weekly meetings with you (rather than the biweekly meetings with other staff) and reduced your caseload.

June 30, 2010 – Your performance did not improve to an acceptable level and, on June 30, 2010, you were issued a performance evaluation with a summary rating of "Improvement Needed." Among the problems cited in this evaluation were court reports not completed in a timely manner; court reports with many grammatical, spelling and factual errors; disorganization of your work area; failure to plan and organize work; failure to observe work hours; and discourtesy, particularly toward your supervisor. As a



result of this below standard performance evaluation, you were placed on a 30-day evaluation cycle with specific goals and objectives to accomplish over the next 30 days.

August 7, 2010 – Your supervisor issued an evaluation of your performance covering the period of July 1-August 4, 2010. This evaluation had a summary rating of “Unsatisfactory.” In this evaluation, your supervisor documented your failure to meet the goals and objectives set for you. Specifically, it was documented that you still failed to meet expectations in the areas of preparing timely court reports, preparing accurate and grammatically correct court reports, failure to plan and organize work, failure to observe work hours, and discourtesy toward your supervisor. Your supervisor also cited the fact that your caseload was very low during the rating period as you were carrying fourteen to seventeen cases while the standard is twenty-six cases. Your supervisor also advised you in writing that failure to improve your performance to an acceptable level would result in disciplinary action up to, and including, dismissal from County employment. The evaluation set specific goals and objectives for the next 30-day rating period.

September 12, 2010 – Your supervisor issued another evaluation of your performance covering the period of August 7-September 8, 2010. This evaluation had a summary rating of “Unsatisfactory.” In this evaluation, your supervisor documented your failure to meet the goals and objectives set for you. Specifically, it was documented that you still failed to meet expectations in the areas of preparing timely court reports, preparing accurate and grammatically correct court reports, failure to plan and organize work, failure to observe work hours, and discourtesy toward your supervisor. Your supervisor also cited the fact that your caseload was very low during the rating period as you were carrying sixteen cases while the standard is twenty-six cases. Your supervisor also advised you in writing that failure to improve your performance to an acceptable level would result in disciplinary action up to, and including, dismissal from County employment. The evaluation set specific goals and objectives for the next 30-day rating period.

October 18, 2010 – Your supervisor issued an evaluation of your performance covering the period of September 11-October 13, 2010. This evaluation was marked with a summary rating of “Unsatisfactory.” In this evaluation, your supervisor cited the fact that your caseload was still very low during the rating period as you were carrying sixteen while the standard is twenty-six cases. Your supervisor documented that you had not met performance expectations in the areas of preparing court reports, desk organization, filing in the case records, time management, and submitting forms with all the required information completed. Your supervisor noted that, during this rating period, two complaints were received from the Court Commissioner about you. These complaints were about a detention memo omitting necessary information which was not up to professional standards demonstrated by other social workers, and about your failure to obtain court authorization prior to sending a child on a visit out of county.

The October 18, 2010 performance evaluation was the fourth consecutive below standard evaluation you have received. These evaluations document severe deficiencies in your performance over a 16-month period. In spite of your supervisor’s continuing efforts to work with you, you have failed to perform at a satisfactory level. During the most recent rating period, we received two complaints from the Court Commissioner about you. Your failure to perform at an acceptable level constitutes Unacceptable Performance, in violation of Civil Service Rule XIII 4(F).

On November 1, you and your Union representative met (name) to present an oral reply to the charges against you. You and your representative raised several issues in that reply which I have fully considered. The points you raised and my findings relative to them are outlined below:

You have not been fully trained in your duties.

I found that you have been a Social Worker III for 6 years and received all pertinent training. I further found that your supervisor has spent additional time meeting with you during the past year to discuss cases and provide guidance. I found that you missed many meetings with your supervisor, canceling them at the last moment or leaving the meetings when you were being counseled about errors. It is my finding that many training opportunities have been made available to you and that, as an experienced Social Worker III, additional training should not have been required for the basic errors you made.

Many of your errors were due to following the direction provided by your supervisor. You stated that you wanted to take other steps on cases but your supervisor directed you to take steps that were later counted as errors.

I found no evidence to support this allegation. When I asked you for specifics, you provided one case. I investigated that allegation and found that you sought advice on the case from three different supervisors and two managers and that you provided each of these five individuals with different information relative to the case. Each of them provided sound advice based on the facts you presented. This case was reviewed by an independent manager who concurred that the errors were due to the incomplete information you provided, rather than to the advice you were given.

You said that your supervisor had singled you out and that you could be successful with another supervisor.

In reviewing your personnel file, I found that two other supervisors you had previously worked for also documented performance problems. In both cases, you requested and were granted a transfer to a different supervisor. Based on this history, I must conclude that your performance problems are not due to disparate treatment by your supervisor.

After considering the information you presented, I have concluded that this action is for cause and dismissal is warranted. The extent of your performance problems, the fact that they involve basic skills such as time management and organization of your workload, and the lack of acceptance on your part for responsibility for your performance deficiencies have convinced me that demotion is not an option. I am, therefore, dismissing you from your position effective November 3, 2010.

Sincerely,

Name

Division Director

cc: Department Head  
Manager  
Supervisor  
Donna Vaillancourt, Human Resources Director  
Nicole McKay, Employee & Labor Relations Manager  
Civil Service and Department Personnel Files  
Sharon McAleavey, AFSCME Local 829

## 7. CONDUCT

Conduct cases are those where an employee fails to comply with work rules, policies, and procedures such as arriving for work on time; treating clients and coworkers with courtesy and respect; being honest; maintaining a good attendance record; following procedures for requesting time off; using County time, supplies and property in a responsible manner; and other similar behavior-related areas. Violations of these work rules, policies, and procedures can form the basis for corrective and ultimately disciplinary action, including dismissal.

### A. What is the supervisor's responsibility regarding employee conduct?

First, you must clearly communicate your expectations. Employees must know that they are expected to arrive for work on time, return promptly from breaks, follow procedures for requesting time off, treat customers and coworkers with courtesy and respect, etc. If your department has written policies covering these areas, make sure each employee receives a copy or knows where the unit's copy is.

Supervisors are also responsible for monitoring employees' conduct and for providing honest and timely feedback when an employee fails to meet expectations.

### B. What should be done if an employee does not adhere to conduct expectations?

The first step is to conduct an investigation. If you have personally observed the misconduct (e.g. an employee arrives late for work), the investigation may consist of a simple interview of the employee to get his/her side of the story. Investigations are discussed in detail in [Section 8: Conducting Employee Investigations](#).

When minor misconduct occurs for the first time (e.g. an employee is late arriving for work), and the interview of the employee does not indicate mitigating or extenuating circumstances that would excuse the offense, verbal counseling is usually sufficient. Do not ignore the problem hoping it will correct itself. By not confronting the problem and letting the employee know it is not acceptable, you are sending a message to the employee that you are not concerned and are establishing a practice of accepting the misconduct as acceptable behavior.

If minor misconduct of this nature recurs, you will again need to interview the employee to get his/her side of the story. If there are no extenuating circumstances that excuse the employee's behavior, you will need to counsel the employee and document that counseling discussion in the form of a memo. Please see [Sample Counseling Memo for Discourtesy](#). In the memo, you should clearly outline the conduct that is unacceptable, stress the employee's responsibility to correct the misconduct, and list steps you and/or the employee will take to correct the problem. For instance, you may change an employee's work schedule or starting time to correct a tardiness or attendance problem, or may send an employee to a course to improve interpersonal skills.

You should include in the memo a statement regarding the Employee Assistance Program. Give the employee a copy of the memo, noting on your copy the date it was given to the employee and retaining a copy in your supervisory file.

If the misconduct continues to recur, contact Employee & Labor Relations. The next step is normally a Letter of Reprimand, but other action may be warranted depending on the seriousness of the infraction, the length of time since the last infraction, and other mitigating factors. You should include a statement that failure to correct the misconduct may result in disciplinary action, up to and including, termination. There is no time limit in which employees may respond to or rebut letters of reprimand. Any response or rebuttal should be associated with the copy of the reprimand in the departmental personnel file. A copy should also be forwarded to Human Resources to be filed in the employee's Civil Service Personnel File. Please see [Sample Letter of Reprimand for Discourtesy](#).

The memos/letters referred to above, as well as your notes of discussions with the employee, will become essential parts of the employment record if the misconduct continues and disciplinary action must be taken.

### **C. How does the supervisor know what to do next, and when to do it?**

If the misconduct still continues, or if the first instance of misconduct is serious in nature, contact Employee & Labor Relations for consultation on the appropriate course of action. Following the concept of Progressive Discipline, Employee & Labor Relations will advise you to take the lowest level of corrective/disciplinary action that will be likely to correct the problem. In determining the level of action to take, you will look at the following factors:

- The seriousness of the offense and the relationship to the employee's duties
- The employee's position and level of responsibility (i.e., supervisory/public trust)
- The employee's past disciplinary record
- The employee's past work record and years of service
- The effect of the offense on the supervisor's confidence in the employee
- The consistency of the penalty with that imposed on other employees
- The clarity with which the employee was placed on notice
- The potential for rehabilitation
- Any mitigating circumstances (provocation by others, etc.)

### **D. What is progressive discipline?**

When an arbitrator decides whether to sustain or overturn a disciplinary action, he/she considers a number of factors. One of those factors is whether the level of discipline that was taken was appropriate under the circumstances. In making this determination, the arbitrator expects to see that any serious discipline was preceded by lesser discipline to place the employee on notice that the conduct is unacceptable and that more severe discipline may result if the conduct is not corrected. This does not mean that every infraction must go through every step of the corrective action process. Some forms of misconduct, such as theft, may warrant dismissal on the first offense.

Since each case is unique, there is no easy formula that tells you what level of progressive discipline should be taken for any given form of misconduct. Generally, for minor misconduct such as tardiness, absenteeism or discourtesy (without profanity), progressive discipline would normally follow these steps: verbal counseling, counseling memo, letter of reprimand, disciplinary letter equating to a 1 day suspension, disciplinary letter (or letters) equating to a 3 to 30 day suspension, and finally dismissal. It is possible to repeat steps in the process. For example, you may verbally counsel an employee about tardiness and then issue a written counseling memo if the tardiness continues. If the employee then goes for an extended period of time without a tardy and then is again tardy, it may be best to issue another counseling memo rather than move to a letter of reprimand. The reason is that the counseling memo was effective in causing the employee to modify his/her behavior.

### **Non-Punitive Discipline Program Description**

All County employees are covered by the Non-Punitive Discipline Program. The Sheriff's Office reserves the right to impose unpaid suspensions on law enforcement employees when warranted.

#### *Overview of Traditional Discipline Program*

The County practices the concept of progressive discipline. When an employee's conduct warrants corrective action, the supervisor/manager takes the lowest level of disciplinary action which: 1) is appropriate to the severity of the employee's offense; and 2) is likely to result in the employee not repeating the misconduct.

Under a traditional discipline program, minor misconduct (e.g., initial instances of tardiness or absenteeism) is normally dealt with through counseling confirmed in writing. Should the misconduct be repeated, the normal progression is a letter of reprimand followed by a suspension. Further misconduct may result in a second suspension, demotion, or dismissal. Misconduct of a more serious nature may result in suspension, demotion, or dismissal on the first offense.

The Non-Punitive Discipline Program follows the same steps as a traditional program with one exception – unpaid suspensions are replaced by disciplinary letters that equate to a suspension of a specified number of days. Non-Punitive Discipline is not a lower level of discipline than a suspension, and does not include the option to suspend rather than issuing a non-punitive disciplinary letter. This provision was put into place to avoid disparate treatment (i.e. suspending one employee and issuing another employee who committed the same offense a non-punitive disciplinary letter).

The non-punitive disciplinary letter carries the same weight as a corresponding suspension. An arbitrator hearing a grievance on a subsequent offense for an employee who had previously been issued a disciplinary letter equating to a 3-day suspension must consider the employee to have been suspended for 3 days. Since non-punitive discipline carries the same weight and equates to an unpaid suspension, the burden of proof to show cause is also the same. In other words, the manager/department must be prepared to produce the same level of proof before the Civil Service Commission or an arbitrator as if the employee had been suspended.

**Objectives of the Non-Punitive Discipline Program**

- The overall goal of the Non-Punitive Discipline Program is to improve public service and productivity in the workplace by:
- Correcting conduct problems promptly, rationally and constructively
- Alleviating the financial impact of discipline on employees' families
- Affording employees the ability to be rehabilitated and to clear their records
- Taking disciplinary action which is just, equitable and sustainable

**Non-Punitive Discipline Program Overview**

The Non-Punitive Discipline Program replaces unpaid suspensions with a disciplinary letter which fully equates to a suspension of a specified length (e.g., one day, three days, etc.) and the Union agrees and acknowledges that the disciplinary letter carries the full weight of such a suspension for the purposes of establishing progressive discipline. This process eliminates the financial impact of a suspension on the employee and the employee's family while still establishing a record of progressive discipline should the offense recur. This process also eliminates the need for the department to replace the employee during the suspension, thereby conserving County funds.

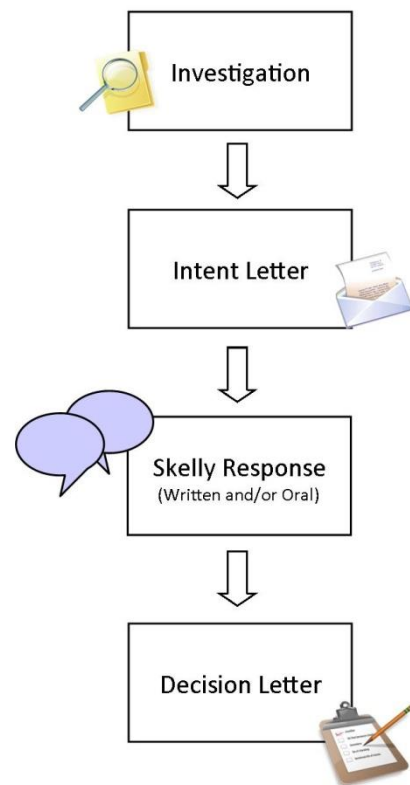
Employees retain the right to appeal non-punitive discipline through the grievance process or to the Civil Service Commission.

**How the Non-Punitive Discipline Program Works**

The Non-Punitive Discipline Program is designed to help correct conduct and attendance problems by serving as a step in progressive discipline. Normally, the Non-Punitive Discipline Program will not be used to correct performance problems (quantity/quality of work). Performance problems are dealt with through counseling, corrective action plans with performance-specific objectives and outcomes, and performance evaluations.

**Investigation** – When an incident of misconduct or an attendance problem has been investigated and it is found that more likely than not unacceptable behavior occurred, the department confers with Employee & Labor Relations and makes a determination regarding the appropriate level of discipline. If it is determined that the infraction does not warrant demotion or dismissal, but does warrant more than counseling or a letter of reprimand, the non-punitive discipline program will be used.

**Intent Letter** – A Skelly Letter of Intent is issued to the employee stating that it is the intent of the department to issue a disciplinary letter equating to a suspension of X days. This letter takes the same form as the usual Skelly letter but, instead of



proposing a suspension, proposes a disciplinary letter equating to a suspension. Please see [Sample Intent Letter – Non-Punitive Discipline](#).

**Oral/Written Response** – The normal Skelly process is followed, with the employee having the opportunity to make an oral and/or written response to the charges in the Intent Letter.

- a. If the employee presents information which causes the department head to determine that the disciplinary letter is not warranted, the case will be closed with a letter of reprimand, a warning letter, or a letter clearing the employee of the charges, as appropriate.
- b. If the department head determines that the disciplinary letter is warranted, he/she will issue a decision letter, imposing the disciplinary letter in lieu of a suspension. The decision letter itself constitutes the disciplinary letter and a separate disciplinary letter is not issued. As in other disciplinary actions, the department head may decide to modify the proposed discipline (e.g. a letter equivalent to a 1-day suspension rather than one equivalent to a 3-day suspension) based on the employee's response. Please see [Sample Decision Letter – Non-Punitive Discipline](#).

The management official hearing the oral response determines, based on the employee's response and by asking questions, whether the employee acknowledges that the misconduct for which he/she is being disciplined was improper, and whether it is the employee's intent not to repeat the misconduct.

1. In some instances, such as an isolated incident where training, counseling or other actions are likely to permanently resolve the issue, if the employee acknowledges that his/her misconduct was improper, and indicates the intent not to repeat the misconduct, a rehabilitation plan is developed. This plan will list actions the employee will take and/or training the employee will attend to ensure that the misconduct does not recur. The plan will also set a timeframe during which misconduct must not recur. Once the actions laid out in the rehabilitation plan are completed and the agreed upon timeframe has elapsed without further misconduct, the disciplinary letter will be removed from the employee's personnel files. At this point, the matter will be closed and the employee will be considered fully rehabilitated.
2. If the employee does not acknowledge that his/her misconduct was improper, and/or does not indicate the intent not to repeat the misconduct, no rehabilitation plan will be developed, and the letter will remain in the employee's personnel files.

## Sample Counseling Memo for Discourtesy

DATE: Day following Interview  
TO: Employee, Classification  
FROM: Name, Supervisor  
SUBJECT: Counseling on Discourtesy

As a result of my meeting with a client yesterday, I became aware that you had raised your voice and stated that you had lost your patience with her.

When I spoke to you about this, you indicated that you had indeed become frustrated with the client and may have been harsher than you intended. You also stated that the client had been here twice before and continued to fail to bring the documentation you requested of her.

Although clients can be difficult at times, it is your responsibility to maintain control over yourself and the situation. You represent the County to that client, and the client is entitled to courtesy, respect, and the entitlement provided by law.

I recognize that you are aware of your part in this, and have stated your commitment to change your conduct.

Finally, I want to remind you that the free and confidential services of the employee assistance program, administered by Claremont EAP at 1-800-834-3773, are available to assist you with any difficulties you may be having.

cc: Supervisory File



---

**Sample Letter of Warning for Waste Of County Time**

---

*– PRINT ON DEPARTMENTAL LETTERHEAD –*

---

Date: July 31, 2010  
To: Janine Jones, Legal Office Services Supervisor  
From: Alan Smith, Legal Office Services Manager II  
Subject: Letter of Warning – Waste of County Time

Janine, we recently discussed during our July 29th bi-weekly meeting your excessive personal calls. It was brought to your attention that personal phone calls using county time and resources were not permitted. Subsequent to our meeting, in your email response, you also admitted to making personal long-distance calls on county phones. I recognize that you are aware of your part in this, have paid for the calls, and have stated your commitment to changing your conduct.

To summarize, a review of the Station Activity Report from 1/1/10 through 6/30/10 was conducted which indicates phone calls to Boston, Chicago, and Washington DC. These calls were determined to be of a personal nature and during business hours, which may have interfered with your obligation to carry out duties in a timely and effective manner. The combination of lengthy personal phone calls including long-distance calls as well as making them during work hours shows poor judgment and is a waste of County resources.

As a reminder, you are not to wear your Bluetooth during your work hours. Absent an emergency, you are expected to limit your personal calls, both incoming and outgoing, to break and meal periods.

It is each department's responsibility to ensure appropriate use of county resources. As a Legal Office Services Supervisor, you are expected to use good judgment in carrying out your duties and to set an example for others within the department demonstrating behavior that is above reproach.

I sincerely hope that you will address this issue in a positive manner.

cc: Supervisory File

---

**Sample Letter of Reprimand for Discourtesy**

---

*– PRINT ON DEPARTMENTAL LETTERHEAD –*

---

Date:

To: Supervisor

From: Manager

Subject: Letter of Reprimand

This is an official Letter of Reprimand for Discourtesy.

On (date), while in a public forum, you raised your voice towards one of your direct reports. This is unprofessional and will not be tolerated from a supervisor. In addition to staff reporting this incident to me, a patient phoned to report that they were upset by how you treated the employee.

You advised me that you were not pleased with this employee and that you did raise your voice because you felt that was the only way to get through to this employee. This behavior will not be tolerated under any circumstances.

This Letter of Reprimand comes after I have counseled you on this type of behavior before. I have asked that if you need to counsel an employee you take that employee out of the general work area to a more secluded area to conduct your conversations, and you are not to raise your voice. I have advised you that your conduct is unacceptable, yet it continues. Any further instance of misconduct will lead to disciplinary action, up to and including dismissal.

I am directing you to take COUNTY COURSE to support your supervisory skills.

I am also making a job performance referral for you to the Employee Assistance Program (EAP), administered by Claremont EAP. They may assist you in resolving any personal difficulties that may be affecting your work. I encourage you to take advantage of this referral by calling Claremont EAP at 1-800-834-3773.

A copy of this letter is being placed in your Civil Service and Departmental personnel files. You may respond in writing to this letter. Should you choose to do so, that response will be made a part of these personnel files.

Sincerely,

Supervisor

Title

cc: Department Head  
Manager, Title  
Donna Vaillancourt, Director, Human Resources Department  
Employee & Labor Relations Representative  
Civil Service and Departmental Personnel Files

---

**Sample Skelly Intent Letter – Conduct (Non-Punitive Discipline)**

---

– PRINT ON YOUR DEPARTMENTAL LETTERHEAD –

---

Date

Employee Name

Classification

(Hand-delivered)

Dear Ms. Employee:

Please take notice that it is the intent of this office to issue you a disciplinary letter equating to a thirty-day suspension. Although you will not miss work or have your pay docked, this non-punitive disciplinary action carries the weight, in terms of progressive discipline, as if you had been actually suspended without pay. The grounds upon which this disciplinary action is being proposed are in accordance with Section 4 of Civil Service Commission Rule XIII as follows:

G. Through willful misconduct, causing damage to public property or waste of public supplies, or waste of public time.

Insubordination. Insubordination shall mean that the employee, having then the ability to do a reasonable act which he/she is directed to do by an officer or employee of the County with authority to direct his/her activities on the job, willfully fails or neglects to perform the directed act.

(Other) Misuse of the Internet to access website of a sexual nature.

You used County equipment to access Internet websites of a sexual nature. During a check by the Information Services Department, it was found that you accessed 239 sexually-oriented websites during the four days your usage was monitored. It was also determined that this access was done during work hours. This constitutes a waste of public time.

In September 2010 a complaint of sexual harassment was filed against you by a coworker. This complaint was investigated and substantiated. As a result, Steve Rossi, the County Equal Employment Manager, and your manager, (name) met with you in October 2010 and directed you not to engage in any further acts of sexual harassment. In that meeting Mr. X also stated that sex in any form is not appropriate in the workplace. Within three months of this directive, it was discovered that you were accessing websites of a sexual nature at work. This is a direct violation of your manager's directive to you and constitutes insubordination.

In addition to being an act of insubordination, your conduct also created potential liability for another claim of sexual harassment. A coworker could have observed and been offended by the material you were viewing on your computer. In light of the prior incident of sexual harassment, this could constitute a hostile work environment and could have led to a lawsuit or formal complaint to the EEOC or FEHA.

All written materials, reports, and documents upon which this action is based are available to you for your review by contacting me. You will further take notice that you have the right to respond either orally or in

writing, or both, to the facts contained in this letter. If you wish to respond in writing, your response must be received in this office no later than (approximately 7 working days later). If you wish to respond orally, you must contact (Skelly Hearing Officer) (650) XXX-XXXX by (approximately 4 working days later) to arrange a meeting to be held by (approximately 7 working days later). If you do not contact Ms. XX or provide a written response by the above dates, it will be assumed that you have waived this right. You have the right to be represented by your union in this matter.

I am making a direct management referral to the Employee Assistance Program (EAP) for you. The EAP phone number is 1-800-834-3773 and you may use the visits on County time on a pre-approved basis.

Sincerely,

First Line Manager, Title

cc: Department Head  
Next Level Manager  
Donna Vaillancourt, Director, Human Resources Department  
Employee & Labor Relations  
Civil Service and Departmental Files

---

**Sample Skelly Decision Letter – Conduct (Non-Punitive Discipline)**

---

– PRINT ON YOUR DEPARTMENTAL LETTERHEAD –

---

Date

Employee Name

Classification

(Hand-delivered)

Dear Ms Employee:

Please take notice that you are issued this disciplinary letter that equates to a thirty-day suspension. Although you will not miss work or have your pay docked, this non-punitive disciplinary action carries the weight, in terms of progressive discipline, as if you had been actually suspended without pay. The grounds upon which this disciplinary action is being taken are in accordance with Section 4 of Civil Service Commission Rule XIII as follows:

G. Through willful misconduct, causing damage to public property or waste of public supplies, or waste of public time.

I. Insubordination. Insubordination shall mean that the employee, having then the ability to do a reasonable act which he/she is directed to do by an officer or employee of the County with authority to direct his/her activities on the job, willfully fails or neglects to perform the directed act.

(Other) Misuse of the Internet to access website of a sexual nature.

You used County equipment to access Internet websites of a sexual nature. During a check by the Information Services Department, it was found that you accessed 239 sexually oriented websites during the four days your usage was monitored. It was also determined that this access was done during work hours. This constitutes a waste of public time.

In September 2010 a complaint of sexual harassment was filed against you by a coworker. This complaint was investigated and substantiated. As a result, Steve Rossi, the County Equal Employment Manager, and your manager, (name) met with you in October 2010 and directed you not to engage in any further acts of sexual harassment. In that meeting Mr. X also stated that sex in any form is not appropriate in the workplace. Within three months of this directive, it was discovered that you were accessing websites of a sexual nature at work. This is a direct violation of your manager's directive to you and constitutes insubordination.

In addition to being an act of insubordination, your conduct also created potential liability for another claim of sexual harassment. A coworker could have observed and been offended by the material you were viewing on your computer. In light of the prior incident of sexual harassment, this could constitute a hostile work environment and could have led to a lawsuit or formal complaint to the EEOC or FEHA. You are required to attend Mr. Rossi's "Harassment and Sexual Harassment in the Workplace" training on (date) from (time to time). If for medical reasons you are unable to attend training on this date, you must contact Mr. Rossi to reschedule.

A direct referral was made to the Employee Assistance Program (EAP) on your behalf. The EAP phone number is (650) XXX-XXXX and you may attend on County time. These services can assist you with any personal difficulties you may be experiencing.

**Summary**

In taking this disciplinary action, the following factors were taken into consideration:

There was a prior substantiated complaint of sexual harassment filed against you. This would argue for a stronger action than a 30-day non-punitive disciplinary letter.

As a (Classification) you are in a lead position and are expected to serve as a role model for trainee and journey level workers. This would also argue for stronger action than a 30-day non-punitive disciplinary letter.

When interviewed, you readily admitted to accessing sexually oriented sites on County equipment and during work hours. You offered no acceptable excuse for this conduct, but your honesty and remorse during the interview process are seen as mitigating factors.

You have a good employment record. This is also seen as a mitigating factor.

In that you did not submit a written or oral reply to the intent letter issued on (date), it is assumed that you have waived that right. It is therefore my decision to sustain the proposed 30-day non-punitive suspension.

I want to make it clear that any further instance of misconduct will lead to disciplinary action, up to and including dismissal from County service.

Sincerely,

Deciding Official, Title

cc: Department Head  
First Line Manager  
Donna Vaillancourt, Director, Human Resources Department  
Employee & Labor Relations  
Civil Service and Departmental Files

---

**Sample Skelly Letter of Intent - Dismissal**

---

*– PRINT ON YOUR DEPARTMENTAL LETTERHEAD –*

---

Date

Employee, Classification

Home Address OR Hand-Delivered whenever Possible

Dear Mr. Employee:

Please take notice that it is the intent of this office to dismiss you from your position of (Classification) effective (approximately 10 days from date of letter). The grounds upon which this dismissal action is being proposed are in accordance with Section 4 of Civil Service Commission Rule XIII as follows:

A. Absence Without Leave. Absence without leave shall mean any time an employee is absent from the workplace without authorization or without an explanation satisfactory to the appointing authority. This includes an employee's failure to report to work after a leave of absence has expired or after such leave of absence has been disapproved or revoked.

C. Dishonesty or any act contrary to commonly accepted standards of justice.

It has recently been discovered that you have been leaving work early, before the end of your assigned shift. Specifically, you were observed by security leaving at the following times:

June 21 – left building at 12:15 a.m. entered your vehicle and remained there until 1:00 a.m.

June 23 – left at 12:24 a.m.

June 26 – left the building at 12:20 a.m., entered your vehicle then drove off campus at 12:50 a.m.

June 27 – entered your vehicle at 12:20 a.m. then left campus at 1:00 a.m.

June 28 – entered your vehicle at 12:20 a.m. then left campus at 12:55 a.m.

Your assigned shift ends at 1:00 a.m. On each of the above dates, your timecard reflected that you had worked your entire shift. Your absences constitute Absence Without Leave. The false entries on your time card constitute Dishonesty and also constitute an attempt to defraud the County.

On (date) X, your supervisor, along with X interviewed you regarding the above issues. In answer to their questions as to what time you left the building on specific dates, you responded that you left at 12:50, the same as everyone else. Regarding other dates, you said you left at 1:00 a.m., or that you left at the same time as everyone else. X and X also asked you about leaving the building early and sitting in your vehicle for a period of time prior to the end of your shift at 1:00 a.m. You responded that you were “doing something in the van, but can’t remember what”. Based on reports filed by security, your supervisor advised you that he had reason to believe that you had not left the building at the times you indicated.

Your supervisor provided you the opportunity to change your answers and asked if you would like to change any of your answers. You said “No.” The report from security is quite specific and contradicts

many of your answers. Your failure to answer the questions posed to you during this investigatory interview constitutes another act of Dishonesty.

In proposing this action, I am taking into consideration the non-punitive disciplinary action equating to a 15-day suspension recently issued to you for Dishonesty. That action was the result of untruthful statements to your supervisor and myself regarding your second job. In the letter issued to you on (date) I advised you that dishonesty normally results in dismissal but that, based on your remorse and length of service, I had decided to issue a disciplinary letter equating to a 15-day suspension rather than dismissing you from employment. In that letter I stated, "Please be advised that any further acts of dishonesty will result in dismissal from County employment." Now, one month after that letter, you have left work early and lied about it in the investigatory interview. You have broken trust with your supervisor and myself and I have no alternative but to dismiss you.

All written materials, reports and documents upon which this action is based are available to you for your review by contacting me. You will further take notice that you have the right to respond either orally or in writing, or both, to the facts contained in this letter. If you wish to respond in writing, your response must be received in this office no later than (approximately 7 working days later). If you wish to respond orally, you must contact (Skelly Hearing Officer) (650) 573-XXXX by (approximately 4 working days later) to arrange a meeting to be held by (approximately 7 working days later). If you do not contact Ms. XX or provide a written response by the above dates, it will be assumed that you have waived this right.

You have the right to be represented by your union in this matter.

Sincerely,

First Line Manager, Title

cc: Department Head  
Next Level Manager  
Donna Vaillancourt, Director, Human Resources Department  
Employee & Labor Relations  
Civil Service and Departmental Files



---

**Sample Skelly Decision Letter – Dismissal**

---

*– PRINT ON YOUR DEPARTMENTAL LETTERHEAD –*

---

Date

Employee, Classification

Home Address OR Hand-delivered Whenever Possible

Home Address

Dear Mr. Employee:

Please take notice that you are dismissed from your position of (Classification) effective today, (date). The grounds upon which this dismissal action is being taken are in accordance with Section 4 of Civil Service Commission Rule XIII as follows:

Absence Without Leave. Absence without leave shall mean any time an employee is absent from the workplace without authorization or without an explanation satisfactory to the appointing authority. This includes an employee's failure to report to work after a leave of absence has expired or after such leave of absence has been disapproved or revoked.

C. Dishonesty or any act contrary to commonly accepted standards of justice.

It has recently been discovered that you have been leaving work early, before the end of your assigned shift. Specifically, you were observed by security leaving at the following times:

June 21 – left building at 12:15 a.m. entered your vehicle and remained there until 1:00 a.m.

June 23 – left at 12:24 a.m.

June 26 – left the building at 12:20 a.m., entered your vehicle then drove off campus at 12:50 a.m.

June 27 – entered your vehicle at 12:20 a.m. then left campus at 1:00 a.m.

June 28 – entered your vehicle at 12:20 a.m. then left campus at 12:55 a.m.

Your assigned shift ends at 1:00 a.m. On each of the above dates, your timecard reflected that you had worked your entire shift. Your absences constitute Absence Without Leave. The false entries on your time card constitute Dishonesty and also constitute an attempt to defraud the County.

On (date) X, your supervisor, along with X interviewed you regarding the above issues. In answer to their questions as to what time you left the building on specific dates, you responded that you left at 12:50, the same as everyone else. Regarding other dates, you said you left at 1:00 a.m., or that you left at the same time as everyone else. X and X also asked you about leaving the building early and sitting in your vehicle for a period of time prior to the end of your shift at 1:00 a.m. You responded that you were “doing something in the van, but can’t remember what.” Based on reports filed by security, your supervisor advised you that he had reason to believe that you had not left the building at the times you indicated.

Your supervisor provided you the opportunity to change your answers and asked if you would like to change any of your answers. You said “No.” The report from security is quite specific and contradicts many of your answers. Your failure to answer the questions posed to you during this investigatory interview constitutes another act of Dishonesty.

In taking this action, I am taking into consideration the non-punitive disciplinary action equating to a 15-day suspension recently issued to you for Dishonesty. That action was the result of untruthful statements to your supervisor and myself regarding your second job. In the letter issued to you on (date) I advised you that dishonesty normally results in dismissal but that, based on your remorse and length of service, I had decided to issue a disciplinary letter equating to a 15-day suspension rather than dismissing you from employment. In that letter I stated, “Please be advised that any further acts of dishonesty will result in dismissal from County employment.” Now, one month after that letter, you have left work early and lied about it in the investigatory interview. You have broken trust with your supervisor and myself and I have no alternative but to dismiss you.

On (date) I met with you and your union representative to hear your reply to the charges in the letter proposing your dismissal. In that meeting, you made the following points:

It was a long-standing practice for staff to leave early if they finished their work. You also said you did not understand that this practice was no longer acceptable. As you know, the prior supervisors who may have condoned this practice no longer work for the County. One (Classification) was also dismissed for falsifying his timecards. You were caught leaving early and were advised it was unacceptable and must stop. In a staff meeting, written expectations were discussed. One of these expectations covered the issue of working one’s complete shift. I find your statement that you did not know that this practice was no longer acceptable to lack credibility.

You said you missed your breaks and meal period on the days in question. You also said that there were many calls for your services on the nights in question and you had worked very hard. Night shift (Classification) work a straight 8-hour shift with a paid meal break. Based on your statement, I will review this policy to determine if the shift should be extended with a paid meal break. However, missing a paid meal break does not allow you to leave early.

You did not leave the campus early, you merely left the building and sat in your van. By leaving the building, you were abandoning your post. Furthermore, on at least three of the above occasions, you left the campus early as well. It should be noted that security only observed the parking lot on the five dates noted above, and you left the building early on all five occasions.

I reviewed your case again with your supervisor and managers. They have presented to me evidence that you were informed of the policy that leaving work early is not permitted. In our interview August 1, you told me that your manager did not speak to staff setting forth the policy about leaving early. Yet you signed an attendance sheet on May 16, 2000 of the staff meeting where this policy was clearly discussed (attached). I must therefore assume your early departures on the dates noted were done with full knowledge that it was against County policy.

Therefore, in light of the evidence I have reviewed and the fact that you continued to violate a County policy that your manager had informed you of, I must uphold the recommendation to dismiss you from your position as a (Classification).

Sincerely,

Deciding Official, Title

cc: Department Head  
First Line Manager  
Donna Vaillancourt, Director, Human Resources Department  
Employee & Labor Relations  
Civil Service and Departmental Files

## 8. CONDUCTING EMPLOYEE INVESTIGATIONS

You will not personally witness every act of misconduct alleged to have been committed by your employees. Allegations of employee misconduct can come from a variety of sources. The two most likely sources of reports/complaints of misconduct are co-workers and the public. For example, one employee may report that she saw another employee shopping during work hours, or a member of the public may complain that an employee was rude. How you respond to complaints like these could make the difference between a prompt and effective resolution or expensive litigation. You will need to investigate these types of allegations to determine if they are true and, if so, what action to take.

The key to a successful investigation is to approach each complaint in an organized and consistent manner. Failing to act, or improperly investigating can greatly increase your legal risks. At a minimum, effective investigations demonstrate that you acted fairly and in good faith.

If there is an allegation of potential criminal actions, contact the County Counsel's Office to discuss whether there should be a report to the District Attorney's Office or other law enforcement agency.

In all other cases where there is an allegation of serious (but not criminal) misconduct, contact Employee & Labor Relations for assistance in planning the investigation. Please see [Sample Interview Questions](#).

When you receive a complaint about alleged misconduct, you are expected to conduct a complete, timely, and unbiased investigation. The goal of the investigation is to gather information so you can decide how to respond appropriately to an employee's complaint. Please use the following guidance to assist you in conducting investigations.

### A. What is the supervisor's responsibility in the area of employee investigations?

#### *Receive the Complaint*

Explain procedures. Tell the complainant that the matter will be promptly investigated and explain your procedures for investigation. Mention that someone else may interview the employee later to obtain additional information. Advise him/her that there will be no retaliation for coming forward with a complaint made in good faith and tell him/her to report any perceived retaliation immediately.

Discuss confidentiality. It is important not to promise confidentiality. But explain that the investigation will be handled as discreetly as possible, and information will be disclosed only on a "need to know" basis.

Written complaint. Have the employee write out the complaint. The complaint should be written out before you begin the investigation because the employee's description of the problem will determine how you proceed with the investigation.

Employee's own words. It is best to have the employee explain the problem in his/her own words. You want the employee's best recollection of the facts, not what other people remember. For this reason, ask the employee to fill out the complaint form at work (in a private office if possible), rather than taking it home.

Review written complaint. After the employee has written out the complaint, go over it with the employee. Make sure you understand the problem. Verify orally that the information on the form is complete and accurate. Also make sure the employee has signed and dated the complaint.

### *Plan the Investigation*

The first step in conducting any investigation is to develop a plan. Who do you need to interview? What questions will you ask the complainant, the witnesses, and the alleged perpetrator? In what order should you conduct the interviews? What documents do you need to review? All of these questions should be answered before starting the actual investigation. It is strongly recommended that consult with your manager and Employee & Labor Relations prior to beginning the investigation, or in cases of alleged discrimination, harassment or sexual harassment, you will want to contact the County's Equal Employment Opportunity Manager at 363-4340.

The supervisor is responsible for recording the allegation in as factual and complete a manner as possible, asking the source of the allegation such questions as:

- What occurred?
- Who was involved?
- When did it happen (time/date)?
- Where exactly did it take place?
- Were there any possible witnesses (oversee and/or overhear) to the event?
- Any other details pertinent to the complainant's observation of the event.

## **B. Should the employee be removed from the work area during the investigation?**

In most circumstances, it is not necessary to do so. However, in some situations it may be appropriate for the accused employee to be away from the work location during the investigation. In determining whether to leave the accused employee in the work area, assign them to work at home, or to assign them to another location/set of duties, the following should be considered:

- Could the accused hinder the investigation by corrupting data or removing/destroying other evidence?
- Could the accused cause further harm if left in their current position? (e.g., a Social Worker accused of inappropriate behavior with a child)
- Is the accused a potential danger to others?
- Are there other governing agency requirements? (e.g., State requirement to remove a health care employee accused of abuse)

- Has the employee made statements or exhibited behavior which disrupts operations, impacts the public, or adversely impacts coworkers’ ability to perform their jobs?

In determining whether to assign an employee to work at a different location is appropriate, you should consider, in addition to the above criteria, the following factors:

- **The employee’s length of service and work history** – Is there any history of dishonesty, theft, violent or aggressive behavior, or a tendency to be disruptive?
- **The employee’s behavior and conduct when confronted and interviewed about the conduct leading to the investigation** – Was the employee cooperative, composed and calm during the interview or did he/she become angry, loud, and defensive?

Contact Employee & Labor Relations or County Counsel for assistance in determining if an “Assignment to Work at an Alternate Location” is appropriate in this situation. If so, the employee’s timecard will be coded as 001 while he/she is on this assignment. [Please see sample Assignment to Work at an Alternate Location letter.](#)

**C. What is the supervisor's responsibility if the workplace allegation involves potential criminal action?**

Document the allegation accurately and completely. Take careful, legible notes of what the complainant says, your own follow-up questions, and the answers to these questions. Immediately notify your manager and County Counsel. The County Counsel’s Office will decide if there should be a report to the District Attorney’s Office or other law enforcement agency. If you are unsure whether the allegation involves potential criminal action, contact the County Counsel’s Office for guidance. It is County policy to report suspected criminal conduct to the appropriate law enforcement agency. The District Attorney’s Office will determine whether to conduct a criminal investigation.

County Counsel will coordinate with the District Attorney’s Office when it is appropriate to proceed with the administrative investigation. The administrative investigation will be held in abeyance pending a law enforcement investigation, so your investigation does not hinder the law enforcement investigation. Allowing the law enforcement investigation to proceed without interference will assist you with planning the administrative investigation.

**D. What is the supervisor's responsibility when the alleged misconduct is of a non-criminal nature?**

In all other cases where there is an allegation of serious (but not criminal) misconduct, the County Manager strongly urges you to contact Employee & Labor Relations for assistance in planning the investigation. Since any disciplinary action that results from the investigation can lead to an appeal to the Civil Service Commission, arbitration, a discrimination complaint with EEOC or DFEH, or a lawsuit, it is imperative that the investigation be conducted as promptly, thoroughly, and professionally as possible. After getting the initial information, the supervisor should:

Contact Employee & Labor Relations for guidance on planning the investigation.

1. Develop a list of questions or issues that need to be answered in order to fully investigate the allegation.
2. Make a list of potential witnesses who may help answer those questions.
3. Make a list of documents (e.g., time cards, work products, written policies) to be reviewed. For instance, if it is alleged that an employee used a County car for personal use after hours, you should review the employee's timecard and overtime request to determine whether he/she worked overtime that day.
4. The next step is usually to interview the employee who is the subject of the allegation. This may not always be the best strategy, and your initial consultation with Employee & Labor Relations will cover this aspect of your investigative plan.

**Note:** The employee who is the subject of the allegation, and any other employees you interview as witnesses, have a right to union representation if they request it.

5. Maintain a legible and orderly file of all materials assembled during the investigation. This includes your interview notes, documents reviewed, and any written statements from the complainant or witnesses. This file, known as the investigatory file, will form the basis for any disciplinary action that may result from the investigation and will be relied on to support any such action. Do not file your investigatory materials in employees' supervisory files.

*Get the Facts*

In the investigation, you will need to separate allegations from facts. You will need to identify what further testimony or data you will need to determine which if any allegations are true. The following will help in this crucial stage of the investigation:

- **Get specific charges:** Make sure the charges are specific. Where (what room or what part of the room), when (date and time) and how did the alleged misconduct/harassment occur? What exactly did the person do or say? Who else was present who may have seen or heard the alleged misconduct/sexual harassment? Seek full answers to questions, and remain neutral throughout the interview stage of the process. Inform the complainant that he/she is expected to keep this information and discussion confidential, that the complaint will be handled as discretely as possible, and to tell you immediately if he/she believes there has been any form of retaliation made for his/her coming forward with a complaint.
- **Isolate witnesses:** If there are witnesses to the alleged misconduct or harassment, interview the complainant and witnesses in such a manner that they cannot converse between the interviews (e.g., you and another manager can interview two people simultaneously). If witnesses give short, yes and no answers, ask open-ended questions. For example, if the witness answers "yes" to a question about whether he/she witnessed sexual harassment, a good follow-up question would be, "What did you witness?" Take detailed notes during all interviews, and ask follow-up questions depending on the answers you receive. It is a good idea to read back, or summarize each person's statements at the end of the interview, and ask if they have anything else to add. Although you cannot promise confidentiality, you can state that you will conduct the investigation as discretely as possible. Inform each witness that he/she is expected to keep the

subject matter confidential, and to immediately inform you if there has been any retaliation as a result of being interviewed.

If someone won't cooperate, point out that you will base your decisions on the information you have on hand and you won't have the benefit of their version of the story.

During the interviews, take detailed notes of the questions asked and the person's responses. Since these notes may have to be disclosed in the event of a lawsuit or grievance, be sure to keep them factual and free of personal opinions.

- **Interview the alleged perpetrator:** Make sure the individual knows that he/she has been accused of misconduct/harassment and that you are conducting an investigation to see if the allegations are true. Tell him/her what he/she has been accused of and ask for his/her side of the story. The interview should be conducted in a neutral, professional manner. Your role in interviewing the alleged perpetrator is not to prove him/her guilty, but to find out if he/she actually committed the misconduct/harassment he/she has been accused of. Resist the temptation to talk too much, add your own views/opinions, or ask leading questions. Inform him/her of the importance of honesty in answering the questions, and that he/she is expected to keep the subject matter of the interview confidential. Inform him/her that there is to be no retaliation towards anyone as a result of this concern being brought forward.

## **E. What if the allegation involves potential criminal activity away from work?**

It is essential that supervisors and managers contact the County Counsel's Office as soon as they become aware of an allegation that involves potential criminal action outside the workplace. If you are unsure whether the allegation involves potential criminal action, contact the County Counsel's Office for guidance.

Occasionally, a manager or supervisor learns that one of his/her employees has been arrested. Sometimes this information comes directly from the arresting agency, sometimes it is reported by a coworker or member of the public, and sometimes the employee reports the arrest. When you learn about an arrest, you should immediately contact County Counsel and Employee & Labor Relations for assistance in discussing whether and how to conduct an investigation.

If there is an arrest, you can, and should, investigate the underlying conduct that led to the arrest to determine whether disciplinary action based on the underlying conduct is warranted. This must be distinguished from using the fact of the arrest itself, or the police record of the arrest, to take an employment action, which generally is not permissible. California Labor Code section 432.7(a) provides that, an employer may not use "any record of arrest or detention that did not result in conviction" as a factor in determining any condition of employment, including the decision to hire or terminate. Thus, an investigation of the facts themselves (as opposed to the arrest itself) is necessary to determine if any action is warranted. Contact County Counsel and Employee & Labor Relations for guidance. The inquiry will focus on the nature of the conduct to determine whether it has any connection to the employee's job duties.



*Convictions*

The County’s policy on Reporting Convictions is as follows:

Any County employee who is convicted of a felony or a misdemeanor, or placed on parole or probation subsequent to employment must report such conviction, parole or probation to Employee & Labor Relations within 72 hours of the conviction, or of being placed on parole or probation. A conviction will not necessarily result in disciplinary action. Each conviction will be reviewed/investigated to determine if disciplinary action is warranted. Failure to report a conviction within 72 hours of the conviction will result in disciplinary action, up to and including dismissal, absent an explanation of the failure to report which is satisfactory to the appointing authority.

The District Attorney’s Office will notify Employee & Labor Relations of any San Mateo County convictions of County employees.

**F. Is the employee entitled to Union representation during administrative interviews?**

Any time you are interviewing a represented employee in conjunction with an investigation, the employee has the right to union representation if he/she requests it. This is known as the Weingarten right. Whenever an employee is required to meet with a supervisor and the employee reasonably anticipates that such a meeting will involve questioning leading to disciplinary action, he/she shall be entitled to have a Steward present if he/she so requests. It is not the intention of this provision to allow the presence of a Steward during the initial discussions of an employee's performance evaluation.

This language is contained in all MOUs with employee organizations in the County, but what does it mean? Let’s break it down to get a clearer look at it:

1. **The employee is required to meet.** This is clear. When you indicate that you want the employee to come to your office at a certain time, you have required the employee to meet with you. Note that this right also extends to any employee you are interviewing as a witness as part of an investigation.
2. **The employee reasonably anticipates that such a meeting will involve questioning.** Not every meeting involves questioning. You may tell the employee you wish to meet to give him or her a document (i.e., a letter of counseling/warning/ reprimand) and that there will be no questioning. You may wish simply to counsel the employee or give him/her your observation about something. If you tell the employee up front that there will be no questioning, then the employee cannot reasonably anticipate that it will occur.
3. **Questioning leading to disciplinary action.** This section is interpreted in the most general sense, that is, the employee can reasonably expect discipline as the result of any meeting in which she or he will be questioned. As in all Employee & Labor Relations issues, it is important to be fair and honest. If you want to meet with an employee about something, be clear with the employee about the nature of the meeting. If the matter you wish to discuss with the employee may lead to disciplinary action, depending on the employee's responses, make sure the employee is afforded the opportunity to have the Steward there.

4. **He/she shall be entitled to have a Union Steward present.** The manager should try to schedule the meeting with enough advance notice to give the employee an opportunity to obtain a Union Steward. In doing so, there are two things to consider. First, it is a manager's responsibility to conduct the investigation and get the employee's point of view as quickly as possible so that any appropriate action can be taken. Second, it is the employee's right to have a Union Steward present. The practical course of action here is to give the employee a few alternative dates and times (two or three) a few days in advance. This is a fair way to balance the needs of both management and employees. However, if the steward is not available even though you have given the employee several options for meeting times, you are not restricted from meeting with the employee. On some occasions, employees have refused to meet with management unless a particular steward or representative is present. Since Unions have more than one representative serving their unit, it is not reasonable that a meeting be delayed due to one person's unavailability. Your reasonable attempts should be documented in the file for future reference.
5. **If he/she so requests.** It is the employee's responsibility to request representation; it is not the manager or supervisor's responsibility to inform the employee of this right.

**G. What is the investigatory file used for?**

The materials in the file will be reviewed to determine whether there is sufficient proof to sustain the allegation and, if so, to determine what level of action should be taken. If disciplinary action is initiated as a result of the investigation, the file becomes the "material relied on" in taking the disciplinary action.

Once an employee receives the Skelly letter proposing discipline, he/she and the union have a right to obtain and/or review all of the materials which were "relied on" in proposing the action. It is critical that this material be assembled and copied prior to issuance of the intent letter so it can be given to the employee or union if they request it.

**H. What is the manager's role in employee investigations?**

Depending on the level of the employee alleged to have committed the misconduct and the nature of the alleged infraction, the manager may personally conduct the investigation, or may be a resource to the supervisor designated to conduct the investigation.

**Analyze the Data** – After gathering and sorting through the testimony and documentation, you are ready to analyze the information and draw conclusions. Wait until the investigation is completed before making any findings or conclusions. Do the witnesses agree as to the time and place? Do they agree about what was said or done? Are the witnesses credible? Have there been past conflicts between the individual making the accusation and the alleged perpetrator? Between the witnesses and alleged perpetrator? In this stage, you will want to consult with Employee & Labor Relations to determine whether there is sufficient proof of guilt on the part of the alleged perpetrator to warrant further action. The burden of proof is "more likely than not" that the misbehavior occurred.

**Determine What Action to Take** – If you find sufficient proof that the alleged perpetrator is guilty of misconduct or sexual harassment, you will need to determine the appropriate level of corrective/disciplinary action. If you do not find sufficient proof, or find no proof, a warning or clearance

letter may be appropriate depending on the circumstances. You will want to consult with Employee & Labor Relations and County Counsel to determine what action, if any, to take.

Conducting any investigation is difficult and time-consuming. Investigating allegations made by one employee against another, particularly an allegation of sexual harassment, is particularly sensitive. As always, if you have any questions or are concerned about how to proceed with such an investigation, please contact either the Employee & Labor Relations Division or the Equal Employment Opportunity Manager for assistance.

**I. What do I do if I suspect that an employee is under the influence of alcohol or drugs while at work?**

Follow these recommended steps if you suspect that an employee is under the influence of alcohol or drugs while at work. Listed below are recommended steps to follow:

1. First, annotate your observations. Please use the [Objective Signs of Impairment Checklist](#) for this purpose.
2. Next, ask another manager/supervisor to observe the employee and complete a checklist without reviewing the checklist you have completed. In this way, you have two independent observations of the employee.
3. If the other manager/supervisor concurs that the employee is impaired from performing his/her duties, you should send the employee home. Do not allow the employee to drive. You should have the employee call a friend or family member to drive them home, or call and pay a taxi to take him/her home. Do not have an employee drive them home.
4. When the employee returns to work, conduct an investigative interview. Ask the employee if he/she was under the influence of alcohol or drugs. If he/she acknowledges that he/she was under the influence, ask why he/she came to work in that condition. If the employee denies being under the influence, show him/her the checklist and ask for an explanation of the appearance/behavior you observed. Since this interview may lead to disciplinary action, the employee is entitled to union representation if he/she requests it.
5. Once you have completed your investigation, call Employee & Labor Relations for guidance on the appropriate action to take.

**Note:** For employees covered under the Department of Transportation Drug and Alcohol Testing Program, follow the steps outlined in the Policies and Procedures for Supervisors and Managers provided in the Drug and Alcohol Testing Program training. For further information regarding the DOT program, contact the County’s Safety Manager at 363-4613.

**J. What do I do if an employee makes a threat to me and/or to anyone else?**

The County does not tolerate violence in the workplace. Refer to the County’s [Violence in the Workplace Policy](#) found on the County Intranet.

The safety and security of employees are of the highest priority to the organization. Threats of violence, threatening behavior, or acts of violence against employees, visitors, customers, vendors conducting

business with the County, persons appearing on County-owned property seeking information or assistance from the County, or any person utilizing County facilities for public meetings will not be tolerated. The County is also committed to providing a workplace in which the perpetration of domestic violence is neither tolerated nor excused, as well as providing resources and support for employees and managers to address the occurrence and effects of domestic violence in the workplace.

*Examples of violence may include but not limited to:*

- Initiating physical combat or fighting through actions such as grabbing, pinching, or impeding, blocking or obstructing of movements, striking, punching, slapping, kicking, pushing, or any other threatening physical actions;
- Other acts by or against employees including stalking, challenging another person to physical combat or fight, or any other action or conduct that implies the threat of harm;
- Threatening communication, including mail, e-mail, telephone calls, faxes, gestures, drawings, writings, or verbal remarks.

**All employees are responsible for maintaining a safe work environment.**

Employees who make threats, exhibit threatening behavior, engage in violent acts against the life, health, well-being, family, or property of others while at work or at employer-sponsored events may be removed from the premises, may be subject to disciplinary action up to and including termination, and may be subject to criminal penalties, or all of these actions.

The act or threat may, in and of itself, constitute grounds for dismissal regardless of whether or not the perpetrator intended to carry out the threat.

Workplace violence is a serious issue; therefore, joking about violence or making false reports and unsubstantiated allegations about violence in the workplace will not be tolerated and will be treated as a violation of the County's policy. In addition, retaliation by employees against other employees who report violations of this County policy will not be tolerated. Employees who engage in such retaliation will be subject to disciplinary action, up to and including termination.

***IMMINENT DANGER – This can be defined as immediate concerns about the safety of yourself and others.***

**Escape**

1. Alert others
2. Dial 9-911 (outside line)
3. Notify Supervisor, Division or Department Director
4. Call Countywide Security, ext. 4400 (phone number 363-4400)
5. Contact Employee Relations

***NON-EMERGENCY***

- Notify Supervisor, Division or Department Director
- Contact Countywide Security ext. 4400 (phone number 363-4400)
- Contact Employee Relations

Employee Relations will coordinate with the Division/Department Director to convene the Workplace Violence Advisory Team as appropriate to plan the investigation. The Advisory Team consists of Department representatives, Sheriff's Office Countywide Security, Behavioral Health & Recovery Services, HR/Employee Relations, County Counsel, and the District Attorney's Office in cases of domestic violence. If local law enforcement is conducting a criminal investigation, consultation will be made through the Sheriff's Office on how to proceed with the administrative investigation. If there is a need to obtain a temporary restraining order against the perpetrator, that will be handled by County Counsel and the Sheriff's Office will coordinate delivery.

*Preventive measures include:*

- Communicating the County's Workplace Violence Prevention Policy & Procedures to all employees.
- Providing periodic training on the County's Workplace Violence Prevention Policy & Procedures to all employees.
- Posting emergency phone numbers on all County Telephones
- Conducting periodic security checks conducted by Countywide Security

**Each employee has a responsibility to treat all employees and others with whom he/she has employment contact respectfully.** Further, employees are prohibited from threatening violence or taking violent action as outlined in the policy. It is the responsibility of any employee who feels that he/she has been the target of actual or threatened violence in the workplace or who has observed or otherwise learned of such conduct to immediately contact his/her supervisor, Human Resources, or Countywide Security. In cases where there is an imminent potential for violence, security or the local law enforcement agency should be contacted immediately. Survivors of domestic violence should talk with a trusted coworker, supervisor, union representative, or manager about the situation, strongly encouraged to contact the [County's Employee Assistance Program](#) at 1-800-834-3773 for other resources and advise the supervisor or manager if there is any concern about safety at work.

Report of Incident or Unsafe Condition

Download from the HR website at

http://hr.smcgov.org/documents/incident-report-unsafe-condition-form



County of San Mateo
Report of Incident or Unsafe Condition

Type of Report

- Unsafe Condition, Unsafe Act, Near Miss, Act or Threat of Violence in the Workplace, Suggestion, Other

Date and Time of Incident or Condition: \_\_\_\_\_

Location or Address of Incident or Condition: \_\_\_\_\_

Involved Parties: \_\_\_\_\_

Was First-Aid or Emergency Medical Services provided: Yes No

Description of Incident or Condition: \_\_\_\_\_

Witnesses: \_\_\_\_\_

Was this reported to another agency? Yes No Agency Name: \_\_\_\_\_

Name of observer: \_\_\_\_\_

Job Title: \_\_\_\_\_

Recommendation / Correction

What would you recommend or correct to prevent the incident from reoccurring. \_\_\_\_\_

Investigation / Review

Investigation / Review comments: \_\_\_\_\_

Person investigating / Reviewing Incident or Condition: \_\_\_\_\_

Date of Investigation / Review: \_\_\_\_\_

Copies: Supervisor and Risk Management (Fax 363-4864 or Pony HRD 163)

## Sample Interview Questions

Please note these sample questions do not take into account the unique aspects of any given situation, and will undoubtedly need to be changed or added to for your particular investigation. Please contact your Employee & Labor Relations representative for assistance with question development. You will need to ask follow-up questions based on the employee’s responses to your prepared questions. Thus, you may find it helpful to team with your manager if the situation is complex, and designate one person to be the primary note-taker while the other is the primary questioner.

If a represented employee, at **ANY** time during the interview, tells you that he/she wants to have a union representative present during questioning, **STOP** the interview and either give the employee a chance to make arrangements, or identify a specific date/time to restart the interview. See [Section 17: Leaves of Absence](#) for more information regarding right to representation.

When starting off an interview, you will want to say:

- I need to ask you some questions about \_\_\_\_\_. It’s extremely important that you answer my questions truthfully and completely. Can I get your agreement on that?
- You are expected to keep this discussion confidential, and you are not to speak to coworkers or clients about the subject of this interview. Do you understand what this means?
- Retaliation is taken very seriously, and can lead to termination.
- You are expected to be honest and complete with your answers. Being dishonest in your answers can lead to disciplinary action, in and of itself.

Then proceed with your interview questions.

At the end of the interview, refrain from verbally counseling the employee, unless that is the level of corrective action you believe is warranted for the situation. More often you will want to remind the employee of the admonishments set forth above, and let the employee know you will be getting back to him/her as soon as possible with what is to be done, if anything, as a result of your investigation.

### *Alleged Internet and/or E-mail Misuse - Sample Interview Questions*

1. What is your understanding of the County’s Internet policy?
2. How many times a day, on average, do you access the Internet?
3. How long, on average, do you stay on the Internet each time?
4. What types of sites have you accessed?
  - (If EE doesn’t mention sex/adult sites): Have any sites contained adult or sexual material?
5. One of our staff found inappropriate material in the printer that pertained to adult-oriented activities. It was generated under your password. What can you tell me about this?
  - (If EE asks when it happened): The website was accessed on (DATE) at (TIME).
  - (If EE admits to it): What led up to your doing so? Why did you think it was okay to do that? Did you show it to anyone else in the office? Who else was around in your work area?

- (If EE denies it): I want to remind you that it is crucial that you be honest in your answers. Please think about your usage, and be sure to give me complete and truthful answers. The report clearly links your password to the website. How do you explain this, if it wasn't you who accessed the website?
  - (If EE says someone used his/her password/accessed his/her computer): What do you do to safeguard your password? What do you do to safeguard your computer when you're away from your desk? What are you supposed to be doing to safeguard them?
6. How are your actions inconsistent with the County's Internet Policy?
  7. Do you have anything you wish to add?

### *Alleged Discourtesy to Client – Sample Interview Questions*

A client contacted me to complain about what she considers to have been inappropriate comments directed from you to her. This has to do with the client who (give a brief description).

1. Please walk me through what you recall took place with this client on Tuesday.
2. When she said she didn't know who the baby's father was, did you say: "What do you mean you don't know? How could you not know?"
  - (If EE denies it): Could you have said anything like that? Why do you think she would report that you said this to her?
3. Did the client ever ask if she could see someone rather than yourself?
4. What did you tell her?
  - (If EE doesn't say it): Did you tell her "I'm in charge here?"
  - (If EE denies it): Why do you think she'd say you told her this?
  - (If EE admits to it): What did you mean by that statement?
5. In light of our discussion, how do you think you could have handled that situation differently?
6. Is there anything else you want me to know?
7. What would be your recommendation as to how to remedy the situation?

### *Alleged Misuse of Position – Sample Interview Questions*

1. NAME, talk with me about your experience with getting client bus passes from our department.
2. When did that first start?
3. How did it come about?
4. Have you gotten them every month since then? (If no: how often?)
5. How many do you receive at a time?
6. What do you use them for?
7. Do you recall asking NAME if she could provide bus passes to you for your children?
8. What did you say to NAME?
9. Did you tell her that you had been getting them from NAME?
10. How often had NAME provided bus passes to you? How many bus passes per month?
11. Do you know of anyone else who has obtained bus passes from NAME?
12. Do you remember telling NAME, "Oh come on, I bet you he sells them!"?
13. Has any other staff provided you with Department-issued bus passes?



14. Is there anything else you can tell me about this matter?
15. You need to inform me immediately if someone approaches you about the issue we just discussed.

***Alleged Discourtesy to Coworker – Sample Interview Questions***

1. I understand that you took several days off while I was on vacation. How about if you start with telling me which days you were here and which days you didn't work?
2. Did anything unusual occur on Friday (11/21)?
  - (If EE says "no"): Did you and NAME have some type of conversation regarding the fan?
3. What do you recall saying to NAME?
4. What do you recall NAME saying to you?
5. Did you say anything else after the two of you directly spoke with each other?
  - (If EE says "yes"): What did you say?
  - (If EE says "no", or gives you a very different version): It was reported that you were overheard saying, "She's such a \$%^&\$ @#\$%!"
  - (If EE still denies it): Why do you think people would report having heard this?
6. To whom were you speaking?
7. What were your intentions in saying this comment?
8. Why do you think your comment has caused concern?
9. How could you have handled the situation differently?
10. Is there anything else you want me to know?
11. What would be your recommendation as to how to remedy the situation?
12. What will you do if you have a future disagreement with a coworker?

## Sample Assignment to Work at an Alternate Location Letter

Date  
Name  
Classification  
Department

Dear Mr. Employee:

Subject: Temporary Assignment to Work at a Different Location

Effective immediately, you are temporarily assigned to work at home pending an investigation into alleged misconduct on your part. You are directed to remain at your home between the work hours of 8:00 a.m. to 5:00 p.m., Monday through Friday, with a one hour meal break from noon to 1:00 p.m. during which you are at liberty to leave your residence. You are directed to be available to be reached by telephone during the hours of 8:00 a.m. to noon and 1:00 p.m. to 5:00 p.m. If you are unable to be reached by telephone during those hours while on this assignment, the time that you are unavailable will be considered Absence without Leave (AWOL) and disciplinary action will be taken.

You will remain in this status until the investigation is completed, at which time you will be contacted with further directions. While you are on this assignment, you will continue to receive your normal pay and benefits.

Should you wish to conduct personal business away from your home or attend a medical appointment during the period you are assigned to work at home, please call me to let me know the day and hours to code to vacation or sick leave, as appropriate.

You are further directed not to appear at or call the department, and you are not to access the computer system while on this temporary assignment. Should you need to retrieve any personal belongings from the office, you are to call either me at (phone #) to arrange for any personal items to be sent to you.

Sincerely,

Manager  
Title

cc: Department Head  
Donna Vaillancourt, Director, Human Resources Department  
Employee & Labor Relations  
Civil Service and Department Personnel Files

Objective Signs of Impairment

Balance/Walking

- Normal
- Staggering
- Swaying
- Stumbling

Speech

- Unusually slow
- Unusually fast
- Angry

Other: \_\_\_\_\_

Appearance

- Normal
- Dilated pupils
- Sunglasses worn indoors
- Red eyes
- Dry mouth
- Shortness of breath
- Runny nose/sniffing
- Sweating
- Crying
- Flushed face/pale
- Odor of alcohol
- Odor of marijuana

Other: \_\_\_\_\_

Behavior

- Normal
- Sleepy
- Hostile
- Confused
- Moves slowly
- Involved in accidents
- Near miss of serious accident
- Wide mood swings
- Takes risks that endanger others
- Cannot control equipment
- Refuses to do assigned work
- Increased/repetitive errors
- Lack of concentration
- Waste of materials/damage to equipment
- Engages in arguments
- Verbal abusiveness
- Physical abusiveness
- Memory problems/losses
- Unexplained disappearances
- Long breaks or lunches

Other: \_\_\_\_\_

Physical Evidence/Miscellaneous Observations

- Alcohol
- Drugs (suspected)
- Drug paraphernalia

## 9. TARDINESS AND ABSENTEEISM

Correction of tardiness and absenteeism is one of the most complex and frustrating areas of Employee & Labor Relations for supervisors. Dealing with tardiness is an ongoing concern for supervisors and managers. If not dealt with promptly, excessive tardiness can adversely impact service to the public. If infrequent instances of minor tardiness are dealt with in an overly rigid and uncompassionate manner, employee morale can suffer.

This is the area in which a supervisor will have the greatest day-to-day involvement. It is also the area of Employee Relations where supervisors are most likely to ignore problems until they become chronic, but is truly an area where prevention and early intervention is required.

There are many myths and misunderstandings about the rights and responsibilities of employees and supervisors regarding leave and it is essential that supervisors and managers clearly understand what these rights and responsibilities actually are.

Legislation such as the Family and Medical Leave Act (FMLA) and the Americans with Disabilities Act (ADA) have increased the complexity and confusion of leave administration. The County's FMLA Policy can be accessed at <http://hr.smcgov.org/fmla-cfra-leave-policy-and-medical-certification-form>

Like all other conduct issues, the key to avoiding problems is to set clear expectations and to address infractions firmly and fairly when they first occur. Tardiness and excessive absenteeism do not self-correct. If these problems are not addressed early on, they become ingrained behaviors and are viewed by employees as the accepted norm.

Any probationary employee exhibiting tardiness and/or absenteeism problems should be seriously considered for probationary rejection. Please contact your Employee & Labor Relations representative to discuss this option.

In this Section, we will try to provide practical advice on dealing with this complex issue in a direct and common sense manner.

### A. What can I do to avoid leave problems?

#### *General Guidance*

1. **Expectations** – The most important step you can take is to clearly communicate your expectations to staff. Supervisors must clearly communicate to employees that they are expected to be at their workstation, ready to work, at the beginning of their assigned shift. Employees also need to know that they need to maintain regular and predictable attendance; that they need to return from breaks in a timely manner; and that they need to follow procedures for requesting and obtaining approval for time off in accordance with department procedures.

These expectations should be in writing either in the employee's performance standards or in a separate list of administrative expectations. The expectation should clearly state that instances of tardiness may result in the time being charged to accrued leave, leave without pay, or absence without leave, depending on the circumstances.

Supervisors should reinforce this written expectation through oral discussions with new employees in the first few days of employment, and in group discussions with all employees annually.

2. **Modeling** – Managers and supervisors must serve as positive role models in all areas of attendance.
3. **Recording Tardiness on Timecards** – As mentioned above, the initial instance of tardiness, or infrequent instances of tardiness which do not impact service delivery or coworkers, can be addressed by letting the employee make up the time and need not be recorded on the timecard. More frequent instances of tardiness, or tardiness which affects customers or coworkers, should be charged to accrued leave, leave without pay, or absence without leave.
4. **Tardiness of Less than Six Minutes** – The County's payroll system (ATKS) computes payroll in increments of six minutes (1.9 hours, 2.0 hours, 2.1 hours, etc.), with 0.1 hours equaling six minutes. This being the case, some employees will assert that leave cannot be charged for a tardiness that is under six minutes. This is not true. Once an employee has been counseled and advised that future tardiness will result in charges to their leave balance or absence without pay, a sub-six minute tardiness may be recorded on the timecard by having the employee not begin work until the next six-minute increment of time has started.

For example, if an employee's shift begins at 8:00 a.m. and he/she arrives to work late, at 8:03, the supervisor can direct the employee to not start performing his/her work duties until 8:06, and charge 0.1 hours of leave/absence without pay in ATKS.

In setting and communicating leave expectations, you need to be prepared to answer the following:

## Tardiness

- Everyone is late occasionally – how often is too often? Is it OK to be late once a week, once a month, once a quarter?
- What happens if I'm a few minutes late? At what point does a "few minutes" become a problem?
- If I am late, how do I code my timecard?
- Can I skip a break or take a shorter lunch to make up a fifteen-minute tardy? Can I make it up at the end of the day? Do I have to use vacation time?
- At what point do you charge a tardy as Absence without Leave (AWOL)?
- If I call the Lead or leave a message before work starts, does that count as approval?

## Sick Leave

- How many sick leave days are considered “excessive”?
- Do 10 one-day instances of the flu or a cold count the same as a two-week absence for an illness?
- Am I expected to schedule medical/dental appointments for days off or after hours? If I’m on a 9/80 or 4/10 schedule am I supposed to have appointments on my off day?
- If I wake up and am too sick to come to work, by what time am I expected to call in? Who should I call? Is it acceptable to leave a message on voice mail? If I leave a message, do I have to leave a number where I can be reached if necessary?
- When do I have to submit a physician’s statement?

## Vacation

- How far in advance do you expect me to request vacation time off? Is this expectation the same for a two-week vacation as for one day off?
- How many employees can be off on the same day?
- Do I have to put requests for days off in writing?
- Who can approve my request?

Once you have asked yourself these questions and formulated your answers, you should discuss the matter with your manager and with Employee & Labor Relations to ensure that your expectations are reasonable and in conformance with any pertinent MOUs, department or County policies and state and federal law. You can then reduce the expectations to writing to present to and discuss with staff.

### *Scenarios and Recommended Action Steps*

**Scenario I** – George is a Fiscal Office Assistant II who works from 8:00 - 5:00 with a one hour lunch. George drives his children to childcare in the morning and is 5-10 minutes late about twice a month. George's tardiness does not have an adverse impact of service delivery or on his ability to complete his workload.

**Recommended Action** – There are two alternatives which should work in George's case. As long as the instances of tardiness remain infrequent, you could allow George to make up the 5-10 minutes by extending his workday by the length of the tardiness on those days he is late. Alternatively, if office coverage permits, you could allow George to change his work hours by starting at 8:15 or 8:30 and either reducing his lunch to 30 or 45 minutes or extending his workday to 5:15 or 5:30.

**Scenario II** – Jane is a Benefits Analyst who comes in between thirty minutes - two hours late approximately once a month. Jane usually cites automobile problems or traffic as the reason for her tardiness. Jane's tardiness results in client interviews having to be reassigned to other employees or in clients having their interviews rescheduled. Jane's supervisor has counseled her about tardiness on three occasions but has not issued any written warning.

**Recommended Action** – The nature of Jane's work and the nature of her tardiness do not lend themselves to adjusting her work schedule or allowing her to make up the time. Jane's tardiness must be corrected and it is obvious that oral counseling has not solved the problem. At this point, the supervisor needs to document the problem in writing to Jane. Employee & Labor Relations can be contacted to assist with drafting the warning memo. The supervisor should advise Jane that he/she is available to assist her in resolving the problem, but that ultimately it is Jane's responsibility for getting to work on time. The supervisor should also state that continued tardiness will not be tolerated, and that recurrences will result in disciplinary action.

**Scenario III** – Judy is a Planner II who has worked for the County for six years. Judy is frequently tardy ranging from a few minutes to several hours. Although you have only been Judy's supervisor for the past eight months, it is your understanding that this has been a long-standing problem. There is no documentation in Judy's file and no reference to tardiness in past performance evaluations. Over the past six months, you have counseled Judy verbally and then in writing regarding her tardiness, and last month you gave Judy a formal letter of reprimand. Today, Judy arrived for work forty-five minutes late. When you asked her about it, she started to cry and accused you of harassing her. Judy then said that your harassment had given her a headache and that she was ill and needed to go home.

**Recommended Action** – First, you should advise Judy that discussing her tardiness does not constitute harassment but if she is truly too ill to remain at work, you will approve sick leave for the remainder of the day. You should also tell her that, upon her return the next day you will meet with her to discuss the situation. On her return, you should ask Judy why she was late. You should take careful notes of Judy's response and advise her that you will consider her statements before determining what action to take. You should then discuss Judy's response with your manager. Absent a compelling excuse for the tardiness, you should recommend to your manager that Judy be disciplined. If your manager agrees, you or your manager should contact Employee & Labor Relations for assistance in drafting the Skelly Intent Letter.

## B. How does a supervisor address leave problems?

### *Corrective Action Steps*

As in all corrective action, supervisors/managers must consider all pertinent facts and potential mitigating circumstances before taking action. Some factors to be considered are the employee's past attendance record, the nature of the position, the impact of tardiness on customers and coworkers, the frequency of tardiness, and any actions previously taken in an attempt to correct the tardiness.

Generally, tardiness should be dealt with as follows:

- a. The first instance of tardiness should normally be dealt with through oral counseling. Infrequent tardiness which does not have an adverse impact on customers or coworkers should also be dealt with through oral counseling. In these cases, the employee may be allowed to make up the time by extending the workday and the timecard need not record the tardy. The supervisor should maintain a note of the oral counseling for reference if the problem recurs.

- b. If the employee continues to be tardy after oral counseling or if infrequent tardiness has an adverse impact on customer service or coworkers, the next step is counseling confirmed in writing (oral counseling followed by a memo documenting the counseling session. [Please see sample Counseling Memo for Tardiness](#). The tardiness should be charged to accrued leave (vacation, compensatory time, etc.) or leave without pay. The counseling memo should contain a clear warning that any future tardiness will be charged to Absence without Leave and may result in disciplinary action up to and including dismissal. The counseling memo should also reference the availability of the Employee Assistance Program ([see Section 10](#)). Contact Employee & Labor Relations for assistance in drafting this memo.
- a. If the employee continues a pattern of tardiness after issuance of the warning memo, the next instance of tardiness should be charged to Absence without Leave (Code 060) and the employee should be issued a formal Letter of Reprimand and placed on Leave Restriction. Please [see sample Leave Restriction Letter](#) and [Letter of Reprimand](#). Contact Employee & Labor Relations for assistance in drafting the Letter of Reprimand and Leave Restriction Letter.
- b. If the employee continues to be tardy, he/she should be issued a letter equating to a 2-5 day suspension (depending on the frequency and duration of tardiness). Such letters involve the Skelly process, and you should contact Employee & Labor Relations before taking this step. Please see [Sample Skelly Intent Letter for Attendance](#).

If the non-punitive suspension does not stop the tardiness, the employee will normally be dismissed.

If the employee has already been made aware of your expectations, leave problems are addressed like any other employee issue. If absenteeism is affecting the employee's ability to get the work done, it is a performance problem. In this case, remind the employee of the specific performance expectations not being met and place him/her on a corrective action plan. If it is solely a conduct problem (e.g., the employee still gets his/her work done, but the absences cause coverage issues), treat it like any other conduct problem. First, counsel the employee and clarify expectations. If improvement does not occur, progressive discipline usually involves a letter that takes the form of a Leave Restriction Letter, and places certain restrictions and requirements on the employee's leave usage.

Please see [Sample Leave Restriction Letter](#), [Sample Letter of Reprimand](#), [Sample Intent Letter – Excessive Absenteeism](#), and [Sample Decision Letter – AWOL](#).

### C. What are some examples of leave problems?

**Tardiness** – Everyone will arrive late to work on occasion due to unexpected traffic problems or unavoidable occurrences prior to leaving home. Tardiness becomes a problem to be dealt with when it becomes too frequent, when the arrival time is too far beyond the start time, or when a pattern forms. A supervisor must exercise judgment within general guidelines in determining when tardiness becomes a problem to be addressed. Some general guidelines are:



**Late more than twice a month for any reason.** If, for example, an employee is 5-10 minutes late once or twice a week due to traffic problems, he/she should consider traffic delays a part of the commute and leave home 5-10 minutes earlier so that, when a delay occurs, he/she will arrive on time.

**Tardiness in excess of 10 minutes.**

**Patterned tardiness.** For example: (1) late arrival on days when it can be predicted that there will be heavy public contact first thing in the morning; (2) late arrival on the first day back to work from regular days off, e.g., Monday mornings.

**Absence without Leave** – When an employee does not report to work and he/she has not had the time off approved, the absence should be coded on the timecard as Absence without Leave (AWOL code 060), not Leave without Pay. The supervisor should call the employee's home to determine why they have not come to work and, to advise them that they are Absent without Leave. Upon their return to work, the employee should be interviewed and, if he/she provides an acceptable reason for the unapproved absence, the time can be changed to vacation or sick leave, as appropriate. AWOL can occur when an employee fails to report to work, when he/she leaves early without approval, or when he/she cannot be found during the day. Charging an employee AWOL and coding the timecard as such does not constitute disciplinary action. In many cases, a charge of AWOL should also result in corrective or disciplinary action.

**Abuse of Sick Leave** – Abuse of sick leave occurs when an employee requests and uses sick leave for reasons other than those listed in the Ordinance Code or MOUs. Generally, this occurs when an employee calls in sick and is not ill. It is unusual for a supervisor or manager to discover that an employee has abused sick leave. When such a discovery is made, it is usually because the employee who has called in sick is seen shopping, golfing, or engaged in other activities inconsistent with an illness that would prevent him/her from reporting to work. If this occurs, call Employee & Labor Relations immediately for assistance in conducting an investigation.

**Failure to return from an approved Leave of Absence** – When an employee is granted a leave of absence, the leave is granted for a specific duration, and a letter is sent to the employee reminding him/her of the date on which he/she is to return to work. If the employee does not return on that date and did not previously contact the supervisor or manager to request an extension, he/she is considered Absent without Leave. Call Employee & Labor Relations if this situation occurs.

**Excessive Absenteeism** – This is the hardest area of leave administration to define. In determining whether absenteeism is excessive, you need to consider a number of factors, including the number of days absent, and whether the absences are for one or two days or for extended periods of time. You will also need to know whether the absences fall under the provisions of the Family and Medical Leave Act (FMLA), including intermittent leave, or the Americans with Disabilities Act (ADA).

**Number of Absences** – Although there is no set number of absences that constitutes excessive absenteeism, a good rule of thumb is no more than 8 unscheduled absences in a year. If an employee

calls in sick more than 8 times per year, you should see this as an issue requiring discussion. Remember that the number of absences is merely an indicator that a problem may exist.

**Duration of Absences** – Generally, numerous one or two-day unplanned absences are considered more of a problem than a single absence lasting a number of days. If, however, every year an employee has a circumstance that results in a one or two week absence, this should also be reviewed as a possible problem.

**FMLA and ADA Considerations** – If, when you interview or counsel an employee about excessive absenteeism, he/she makes a statement to the effect that he/she or a member of his/her immediate family has a serious medical condition, it is possible that the employee’s absence(s) is/are covered by the Family and Medical Leave Act (FMLA). If the employee makes such a statement, or any statement about having a serious illness, contact the County’s ADA/TWA/LOA Coordinator at 363-4738 for guidance. Under the FMLA, covered employees are entitled to use up to 12 weeks (480 hours) of leave per calendar year, in block time or intermittently, to care for a serious medical condition for themselves or members of their immediate family. Do not attempt to make a determination as to whether an employee is covered by FMLA on your own.

If an employee has a medical condition that is covered by the Americans with Disabilities Act (ADA), time off may be considered a reasonable accommodation. If an employee requests reasonable accommodation under the ADA, contact the County’s ADA/TWA/LOA Coordinator – do not make “informal” or “unofficial” accommodations on your own.

There are also sometimes situations where scheduling prohibits a supervisor from granting the full amount of leave requested by an employee, then the employee calls in claiming that due to some unusual event or circumstance he/she is unable to return on the agreed-upon date. The following are two such scenarios, and guidance on how to handle these situations.

**Scenario I:** Harry requests two weeks off to visit Hawaii over Christmas. After checking the workload, his supervisor tells Harry that she can approve the first week but not the second. On the Monday morning that Harry is to return, he calls the supervisor stating that his return flight has been canceled and he will not be able to report back to work until Thursday or Friday depending on when a flight can be booked.

**Recommended Response:** First, the supervisor should ask Harry for a phone number at which he can be reached. Then she should tell Harry that he is needed at work and must make arrangements to return on the first available flight, regardless of airline. She should also tell Harry that, upon his return, he will be required to provide substantiation from the airline that the flight was canceled and that his return flight was the first available. The supervisor should call the airline to confirm that the flight was canceled and to find out if earlier return flights were available. She should then discuss her findings with her manager and, if action is warranted, contact Employee & Labor Relations.

**Scenario II:** Jane wants Thanksgiving Day and Christmas Day off. Her supervisor checks the schedule and determines that, in order to balance requests from all employees, Jane can have one day off but not

both. He tells Jane that, if she will work on Thanksgiving Day, she can be off on Christmas Day. Jane agrees to this arrangement. On Thanksgiving, Jane calls in sick.

**Recommended Response:** If Jane says that she is too ill to report, the supervisor should tell Jane that she must present a physician's statement upon her return stating that she was too ill to report to work. He may also want to schedule Jane for Christmas Day and let another employee take that day off.

#### **D. What is the difference between leave without pay, and absence without leave?**

Leave without pay (LWOP) is considered approved leave. If an employee requests time off and the request is approved, but the employee does not have accrued leave to cover the approved absence, leave without pay is appropriate. As a general rule, employees who wish to take more time off than they have in their vacation/holiday/compensatory time balances should not be approved for LWOP.

Absence without Leave (AWOL) is an absence that is not approved. AWOL is a violation of Civil Service Commission Rule XIII and is cause for disciplinary action.

#### **E. Must vacation leave be approved when an employee is tardy?**

**No.** For occasional instances of tardiness, it is appropriate to allow employees to charge the tardy to vacation rather than charging AWOL or Leave without Pay. However, once a pattern of tardiness emerges, you should counsel the employee and advise him/her that future tardies will be charged to LWOP (if the employee calls in) or AWOL as appropriate, and that such a charge may lead to further corrective or disciplinary action. [Please see Sample Counseling Memo for Tardiness](#). Once the employee has been placed on notice, it is appropriate to charge tardies to LWOP or AWOL, unless there are extenuating circumstances.

#### **F. Is an employee entitled to use vacation leave whenever it is requested, if they have a balance of vacation hours?**

**No.** Vacation leave is requested in advance and approved or denied by the supervisor or manager based on such factors as workload and office coverage. The important thing is to be consistent with all employees, use the same considerations when making decisions on requests, and base all decisions on work related issues.

However, please be aware that the Family School Partnership Act allows an employee who is a parent, guardian or custodial grandparent with children in a licensed day care facility or in Kindergarten through 12th grade to take up to 40 hours a year to participate in day care or school activities. The employee may use vacation, compensatory or holiday time to take time off to attend these activities. The employee must still provide reasonable advance notice to the employer, and the employer is only required to provide up to 8 hours of time off in any given calendar month. Additionally, employers are allowed to request written proof from the school verifying that the employee participated in school activities on the specified date and time.

### **G. Must every request for sick leave be approved?**

No. Sick leave is used for very specific purposes as outlined in the various MOUs and in the Ordinance Code. An employee whose sick leave usage is unacceptable should be referred to EAP through a direct management referral and should be issued a leave restriction letter, requiring a doctor's note for any period of illness. Remember, you are not a doctor, so you cannot determine if the doctor's reasons are correct, but you should look carefully at the note to ensure the dates of illness correspond with the dates of leave. Also, when an employee calls in to advise you they are sick, you can deny the request.

If you believe that the employee is not sick, such as when an employee had previously requested the day off and was denied, you may advise the employee that you are not approving the sick leave. You will need to advise the employee that they must provide a statement from their physician that states that they were seen that day and that they are physically unable to work any part of the day, in order for you to reconsider their request.

#### *Bereavement Leave*

The County Ordinance Code and the various MOUs provide that sick leave may be used for the employee's preparation for or attendance at the funeral of a member of the immediate family. Immediate family is defined as parent, spouse, domestic partner, son, daughter, sibling, stepchild, mother-in-law, father-in-law, grandparent, or grandchild.

Even though sick leave may not be used for attending the funeral of individuals who do not meet the definition above, use of accrued vacation, compensatory time or holiday time is appropriate.

Managers and supervisors are strongly urged to make every effort to allow employees to be excused from work for attending funerals of friends and relatives who are not members of the immediate family.

### **H. When can a supervisor request a doctor's note?**

Some departments have a written or unwritten policy that any absence in excess of three working days must be accompanied by a physician's statement.

The MOUs and the Ordinance Code provide management the right to require a physician's statement or make whatever other investigation into the circumstances of a request for sick leave that appears warranted before taking action on the request. Under this provision, a supervisor may require an employee to submit a physician's note upon return to work if the supervisor feels there are circumstances that warrant such a statement. In order to require the employee to provide a physician's statement in this manner, the supervisor must advise the employee of the requirement to submit a statement prior to the employee's return to work. In other words, if an employee is out sick on Monday and Tuesday, you cannot tell him/her on Wednesday when he/she returns that a statement is required. The employee should be advised of the need to provide a statement when he/she calls in sick.

Medical providers, and Kaiser in particular, routinely do not see patients in person for minor or common illnesses, such as fevers and colds. Instead, phone consultations are frequently used for cost containment purposes.

Under most circumstances, statements from Kaiser and other providers that simply state that the employee “states he/she is ill and unable to work” are acceptable and should not be questioned by the supervisor or manager. Since the County’s HMO rates are driven by utilization, forcing employees to provide a doctor’s note indirectly contributes to higher health insurance premiums for all employees.

However, a medical note issues from a phone assessment without an actual office visit is not adequate when:

- An employee requested a particular day off, was denied, and then called in sick.  
  
*If this happens, the supervisor should call the employee while he/she is still out and advise him/her to bring a physician’s note that states he/she was physically seen by the physician and was assessed unable to work any portion of the day. This note should be provided to the supervisor/manager upon the employee’s return to work.*
- An employee has been issued a leave restriction letter with a condition that all sick leave absences require a physician’s statement. These letters are issued if verbal counseling is not effective in correcting excessive absenteeism. Normally such letters, and the restrictions in them, are rescinded after one year if the employee improves his/her attendance to an acceptable level.
- An employee is requesting a Medical Leave of Absence. Medical statements to support such requests must demonstrate that the treating health care professional has examined the individual (or their family member for FMLA leaves) and has determined that a leave of absence is required.
- Any time an employee uses sick leave in conjunction with a Workers’ Compensation claim.

**I. Does an employee have to provide a release to work after every illness?**

Generally, an employee is not required to provide a release to return to work after illnesses. Some examples of when a release should be required are:

- If an employee has had a contagious illness.
- If an employee has had a physical injury that might limit their ability to perform physical aspects of their job.
- Prior to return from a Medical Leave of Absence. In these cases, the requirement to provide a release is stated on the leave form.

**J. If an employee brings in doctor's notes as required, is there anything a supervisor can do about excessive sick leave?**

**Yes.** Civil Service Rule XIII lists "excessive absenteeism and/or tardiness" as a basis for disciplinary action. Case law has consistently held that an employer has the right to expect regular and consistent attendance from employees. It is important to contact Employee & Labor Relations to discuss this issue.

**K. How do I determine whether an employee’s attendance constitutes “excessive absenteeism”?**

Although there is no magic number of absences that equate to excessive absenteeism, there are a number of factors to consider which can lead to a determination that absenteeism is excessive. The factors listed below should be reviewed and considered as indicators of possible excessive absenteeism. If one or more of the factors indicate a possible problem, the employee should be interviewed to determine whether there are acceptable reasons for the absenteeism. Contact Employee & Labor Relations for advice in interpreting the factors and in reviewing any reasons cited by the employee.

1. **Sick Leave Usage in the Current Year.** If an employee has used 80% or more of the sick leave he/she has accrued in the current year, there may be a problem of excessive absenteeism. Obviously, this indicator becomes more of a concern as the year progresses (an employee who misses one day in the third pay period of the year will have used more than 100% of the 7.4 hours accrued in the first 2 pay periods). As noted above, 10 single-day absences throughout the year are more of a concern than a single illness/injury that results in a 10-day absence.
2. **Sick Leave Usage since Date of Hire.** If an employee has used 90% or more of the sick leave he/she has accrued since being hired, there may be a problem of excessive absenteeism. In reviewing this factor, you will want to consider any major illness, injury, or maternity/paternity (parental) leave that may have caused the high usage.

In reviewing the above two factors, you will want to look at them together. For example, if an employee has worked for the County for 10 years and has used 95% of the sick leave accrued year to date, but has only used 50% of the total sick leave accrued, it might indicate a one-time blip in usage. Alternately, it may indicate an employee who plans on resigning and wants to use up accrued leave prior to separation, which is not appropriate unless substantiated by a medical professional. On the other hand, you may have an employee who has used 95% of total sick leave but only 25% of this year’s accrual. This may indicate that the employee is making a concerted effort to improve.

3. **Patterned Sick Leave Usage.** If you identify an employee with a pattern of sick leave usage you need to review this situation as a potential problem, even if the employee’s usage does not reach the 80%-90% thresholds described above. You may find employees who call in sick on Mondays or Fridays, on the day after a holiday or a holiday weekend, or on days on which workload is particularly heavy or on which a specific job task (such as a monthly report) is due.
4. **Sick Leave Usage in Combination with Vacation.** An employee may call in sick on the first day they are due to return from a vacation. It is strongly recommended that you notify the employee when they call in that they need to produce a physician’s statement indicating the date they were seen by the physician and certifying that the illness precluded him/her from reporting to work on that date.

There are also situations where an employee will call in sick on days for which they had previously requested vacation time off and their request had been denied. In these cases, you

will certainly want to require a physician’s statement as described above. You should also call Employee & Labor Relations to determine whether further investigation is warranted.

5. **Impact on Operations.** Any time an employee’s absenteeism adversely impacts service delivery, there is a potential issue of excessive absenteeism. In determining whether to take action, you will want to consider such factors as the reason for the absences and whether there is reasonable back-up for the absent employee. For example, if the employee is a receptionist assigned responsibility for opening the office each day and there is no back-up assigned, even a single day of sick leave could adversely impact service delivery. This standard is clearly not reasonable and we would not be able to sustain disciplinary action based on occasional absences because we had failed to plan back-up coverage. In situations where absenteeism impacts operations, contact Employee & Labor Relations for guidance.

**L. How must a timecard be coded when an employee uses paid sick leave and works overtime in the same week?**

In all contracts bargained between employee organizations and the County of San Mateo in years 2005-2007, it was agreed that paid sick leave would no longer considered to be “time worked” when determining whether an employee had put in a full 40 hours during a work week and is thus eligible for overtime pay rates when working beyond 40 hours.

**Coding the Timecard**

**AFSCME, Confidential, PDA, SEIU, SMCCE:** Employees who use paid sick leave and work extra hours in the same work week code the corresponding extra hours as “overtime at straight time”, pay code 069.

**For example:**

Under the previous contracts, a Monday-Friday employee could code eight (8) hours of sick leave on Tuesday, work ten (10) hours on Saturday, and be paid at the rate of time-and-a-half (code 066 or 051) for the full ten (10) Saturday hours he/she worked.

The eight (8) hours of paid sick leave taken on Tuesday is not considered to be “time worked”. The employee in this example would still code eight (8) hours of sick leave on Tuesday. However, for the ten (10) hours he/she worked on Saturday, eight (8) of those hours will now be paid at the straight-time rate (code 069), and two (2) of those hours will now be paid at the rate of time-and-a-half (code 066 or 051).

**BCTC, CNA, LEU, UAPD:** For employees who have paid sick leave and work extra hours in the same work week, these “extra” hours proportionally offset the hours that normally would be charged to sick leave. For example:

**Example #1**

- Nurse is scheduled to work Monday through Friday 8-5.
- Nurse calls in sick on Monday and works an overtime shift on Saturday.

- Nurse completes sick leave slip as usual for Monday sick day. Nurse does not note any time on Monday, it is no longer considered “time worked.”
- Nurse codes the timesheet with 8 hours of Saturday shift as 001 time (regular hours worked), as he/she has not exceeded 40 hours in a weekly work schedule.
- Nurse completes an overtime slip for the time worked on Saturday, and notes “OT at regular time per CNA contract.”
- Nurse continues the current practice of submitting the sick slip and overtime slip to the supervisor.
- The department retains the documentation of actual sick time, OT and whether the sick time is work related or non-work related.

**Example #2**

- Employee is scheduled to work Tuesday through Saturday 2-11.
- Nurse works an 8-hour shift on Monday and on Thursday the employee arrives two hours late following a medical appointment.
- Nurse codes the timesheet with 2 hours of Monday shift as 001 time (regular hours worked), as he/she has not exceeded 40 hours in a weekly work schedule due to the Thursday appointment; and 6 hours of Monday shift as 066 time (overtime at time and a half).
- Nurse completes an overtime slip as usual for the time worked on Monday. Notes: “Overtime worked less two hours sick taken for medical appointment on Thurs (6 hours 066) per CNA contract.”
- Nurse notes only six hours of Thursday shift as 001 time (regular hours worked), as the first two hours were taken as sick time and no longer considered “time worked.”
- The two hours of 001 time on Monday and the six hours of 001 time on Thursday will complete the 40 hours of regular time for the work week.
- Nurse completes a sick slip as usual for the Thursday sick time. Nurse does not note the two hours of sick leave on the timesheet as it is no longer considered “time worked.”
- Nurse continues the current practice of submitting the sick slip and overtime slip to the supervisor.
- The department retains the documentation of actual sick time, OT and whether the sick time is work related or non-work related.

**DSA (sworn), OSS:** Sick leave will be considered as time worked under the following conditions:

- The potential overtime hours occur due to the employee being called into work while officially assigned to be in an On-Call status. For example, the employee uses 8 hours of sick leave on Monday and is called into work from an On-Call status on Wednesday night and works 4 hours outside the regular shift. In this case, the employee will code 8 hours of sick leave on Monday and 4 hours of overtime on Wednesday.
- The potential overtime hours occur due to the employee being ordered or mandated to work the additional hours when not in an On-Call status. For example, the employee uses 8 hours of



sick leave on Monday and is called on Wednesday night and ordered to report to work for 4 hours outside the regular shift. In this case, the employee will code 8 hours of sick leave on Monday and 4 hours of overtime on Wednesday.

Sick leave will not be considered as time worked under other circumstances. For example:

- If the employee is not in an On-Call status and is not ordered or mandated to work the additional hours, sick leave used in that overtime calculation period shall not be considered as time worked for the purposes of eligibility for overtime compensation. For example, an employee calls in sick for an 8-hour shift on Monday. The employee is not scheduled to work on Wednesday but either has previously signed up for 8 hours of voluntary overtime for that day, or is called at home and asked to work an 8-hour shift that day and agrees to do so voluntarily. In this case, the employee would code no sick leave for Monday, but would, instead, code 8 hours of straight time for Wednesday. There would be no overtime and no deduction from sick leave balances.

### **M. Can an employee use other accrued leave in lieu of sick leave to cover unplanned medical absences?**

As stated in the MOUs, approval to use accrued vacation, holiday, and compensatory time hours is and has always been at management's discretion. Historically, some departments, in some circumstances, have allowed the usage of vacation, holiday or compensatory time rather than sick leave to cover unplanned medical absences, while other departments have not.

Effective April 22, 2007, departments which had been allowing the usage of other accrued leave in lieu of sick leave for unplanned medical absences will no longer continue that practice ***in work weeks where an employee works overtime.***

## Sample Counseling Memo for Tardiness

DATE: Today's Date

TO: Name, Office Assistant II

FROM: Name, Supervisor

SUBJECT: Tardiness

EMPLOYEE NAME, on (dates) you were tardy in your arrival to work. On those dates, I counseled you regarding the need to be at your desk ready to begin work at 8:00. Since then, you have been tardy on DATE and on DATE. Your late arrival adversely impacts our ability to serve our clients and can no longer be tolerated. It is your responsibility to arrive to work on time.

My expectation is that you have no tardies in excess of 15 minutes, and no more than two tardies of 15 minutes or less, per month, on an ongoing basis.

You may no longer make up the time, nor may you use accrued vacation, holiday or compensatory time to cover any instances of tardiness. Rather, this time will be charged to Leave without Pay (LWOP) or Absence without Leave (AWOL), as circumstances warrant. Should you consistently meet these expectations for a six-month period, I will consider lifting the LWOP requirement.

To assist you in improving your attendance, I am making a job performance referral for you to the County's Employee Assistance Program. The services provided by the Employee Assistance Program may assist you in resolving any personal difficulties that may be contributing to your absenteeism, and you may take advantage of this referral by calling 1-800-834-3773.

Please be aware that tardiness and AWOL are violations of Civil Service Rule XIII and are cause for disciplinary action, up to and including dismissal from County service.

cc: Supervisory File

---

**Sample Leave Restriction Letter**

---

*– PLACE ON YOUR DEPARTMENTAL LETTERHEAD –*

---

DATE: Today's Date

TO: Employee, Classification

FROM: Supervisor, Title

SUBJECT: Letter of Warning and Leave Restriction

This is a letter of warning regarding your excessive absenteeism. You currently have no sick leave and only 8 hours of vacation in your leave balance. So far this year, you have used 56 hours of sick leave and 24 hours of vacation for unscheduled absences due to illness. You have also used 28 hours of leave without pay for unscheduled absences after exhausting your sick leave. During the first 7 months of this year, you have been absent 12 full days and parts of 3 other days. This is an unacceptable rate of absenteeism that must be improved immediately.

I recognize that you have had some personal difficulties during this time, including family illnesses, and I also realize that events occur that result in absences of an unexpected nature, but at the time these events occurred you had already used up almost all your available sick leave. During your six years of County employment, you have consistently used all or almost all accrued leave. Your absences have occurred with such frequency that they have impacted our ability to accomplish our work. When you are not here, your caseload ages and other employees must pick up some of your cases to ensure timely processing. This is not acceptable.

I have verbally counseled you about your excessive absenteeism on several occasions, and have informed you of the provisions of being placed on leave restriction, but have seen no improvement from you. Since my efforts to counsel you informally have not worked, I am issuing this warning letter and placing you on leave restriction in an effort to communicate to you the seriousness of this situation.

Effective immediately:

- I am rescinding your 9/80 schedule and returning you to a schedule of 8:00 a.m. to 5:00 p.m., Monday through Friday with a one-hour lunch period.
- I am rescinding your telecommuting privileges.
- You need to schedule medical appointments for both yourself and your family on your off days or after working hours. Any request for sick leave must be made to me at least 48 hours in advance. I will consider these requests for approval based on workload and available coverage.
- Should you or a family member become unexpectedly ill and render you unable to report to work, you must call me no later than (time) to request leave. If I am not available, then you must contact (name) at (extension). Should you reach my voice mail and be unable to reach me directly, you must leave a phone number at which I can reach you during the day.

- Immediately upon your return to work from any illness, and without needing to be asked, you must present a doctor's from a licensed health care professional. This statement must indicate that you were seen by the health care professional on the day(s) you were absent, and that your illness was of such severity that it precluded you from reporting to work for any part of the day(s), or certifying that a family member's illness required your attention. Providing such statements does not absolve you of the responsibility to improve your attendance. An employer may reasonably expect an employee to be available for work on a regular basis and may also reasonably expect unscheduled absences be kept to a minimum.
- You cannot use accrued vacation, holiday or compensatory time to cover an unplanned absence from work. Rather, these absences will be charged to Leave without Pay (LWOP) or Absent without Leave (AWOL), as circumstances warrant, rounded upward to the nearest six-minute increment.

(Employee), I need to stress that providing a physician's statement does not resolve this problem. Continued excessive absenteeism, even if supported by a doctor's statement, will not be tolerated and will lead to disciplinary action.

Minimum improvement will be considered to be no more than two unscheduled absences over the next three months. You must meet this expectation for four consecutive quarters in order to be removed from leave restriction.

I am making a job performance referral to the Employee Assistance Program (EAP) for you. The EAP phone number is 1-800-834-3773 and you may use the visits on County time. These services could assist you in resolving any personal difficulties you may be experiencing.

cc: Supervisory File

---

**Sample Letter of Reprimand – Absenteeism**

---

*– PLACE ON YOUR DEPARTMENTAL LETTERHEAD –*

---

Date:

To: Employee, Classification  
From: Supervisor, Title  
Subject: Letter of Reprimand

This is an official Letter of Reprimand for your excessive absenteeism.

On (date) you were issued a warning letter that outlined my concerns regarding your excessive use of sick leave and placed you on leave restriction. That letter had followed a verbal counseling session that did not result in your improving your attendance. You were advised that minimal improvement would be considered no more than two unscheduled absences over the next three months and for each three-month period thereafter.

Within two weeks after receiving this memo, on (date), you left 3 hours early to have your car repaired as you had car trouble on the way in to work that morning. This constitutes the first unscheduled absence.

On (date) you called to say that you had to help a friend and would be late. You arrived 3.5 hours into your shift. This is your second unscheduled absence in the three-month period.

On (date) you called in sick and were out for three days. This constitutes your third unscheduled absence. You did not have enough sick leave available for this time and had to use 17 hours of leave without pay.

On (date) you left early for a doctor's appointment that had not been previously scheduled. This constitutes your fourth unscheduled absence.

I want to stress that providing physician's statements does not absolve you of the responsibility to improve your attendance. An employer may reasonably expect an employee to be available for work on a regular basis and may also reasonably expect unscheduled absences to be kept to a minimum. I believe the Department has done its best to work with you, and yet there does not seem to be a commitment on your part to make the effort to be here and to accomplish your work. Should your attendance (with or without physician's notes) not improve, disciplinary action may be taken to bring your attendance to an acceptable level.

A copy of this letter is being placed in your Civil Service and departmental personnel files. You may respond in writing to this letter. Should you choose to do so, that response will be made a part of these personnel files.

cc: Department Head  
Manager  
Donna Vaillancourt, Director, Human Resources Department  
Civil Service Personnel File  
Departmental Personnel File

**Sample Skelly Intent Letter – Attendance (Non-Punitive Discipline)**

---

– PLACE ON YOUR DEPARTMENTAL LETTERHEAD –

---

DATE

Name

Classification

Department

(Hand delivered)

Dear Mr. NAME:

Please take notice that it is the intent of this office to issue you a non-punitive disciplinary letter that equates to a 3-day suspension. Although you will not miss work or have your pay docked, this non-punitive disciplinary action carries the weight, in terms of progressive discipline, as if you had actually been suspended without pay for three working days. The grounds upon which this disciplinary action is being proposed are in accordance with Section 4 of Civil Service Commission Rule XIII as follows:

- A. Absence without Leave. Absence without leave shall mean any time an employee is absent from the workplace without authorization or without an explanation satisfactory to the appointing authority. This includes an employee's failure to report to work after a leave of absence has expired or after such leave of absence has been disapproved or revoked.
- M. Excessive absenteeism and/or tardiness.

You were placed on leave restriction after prior attempts to address your chronic tardiness, poor attendance, and absence without leave, did not result in improved reliability on your part. This leave restriction placed you under several specific conditions that needed to be met in order for you to not only avoid further corrective/ disciplinary action, but also to eventually be removed from leave restriction. Unfortunately, you have continued to have a string of excessive absences, and they form the basis for this proposed disciplinary action.

Most recently, you were issued a Letter of Reprimand on DATE for continued excessive absenteeism, including tardiness. Since then, you have called in with several unplanned absences, including:

- On 10/16/10-10/17/10 you were out for your own illness.
- On 11/6/10 you were out for your own illness.
- On 11/15/10 you called in, stating you were staying home to sleep.
- On 11/16/10 you called in stating you were driving your wife to care for her relative, because she was unable to drive herself.
- On 11/17/10 you called in saying your brother-in-law had taken a turn for the worse and you were stranded in (name of city).
- On 11/20/10 you called in to state you were coming back and would be in to work for sure the next day.

- On 11/21/10 you called in to say you were in a rented car driving back and would be in to work for sure the next day.
- On 11/22/10 you called in stating you were taking your wife to medical appointments and would not be in to work.
- On 11/28/10 you called in to report you would be off work for your own illness until 12/4/10.
- On December 11, 2010 you called and left a message stating you would not be in to work, and should be in the next day.

This is an unacceptable rate of absenteeism, and is far from meeting the expectation as described in your leave restriction of having no more than two unscheduled absences in any three-month period. You are therefore charged with violating Civil Service Rule XIII 4 (M). According to the conditions of your leave restriction, upon your return to work following any unplanned absence, you are required to submit a statement from a licensed health care professional that indicates you or your family member were seen by said professional on the first day of your absence, and you were unable to come to work for any part of the day(s) on which you were absent, due to your or your family member's medical condition. You did not provide medical documentation for your absences on October 16-17, 2010, November 6, 2010 and from November 15-22, 2010. These violations of your leave restriction constitute violations of Civil Service Rule XIII 4(A).

When deciding to propose this level of disciplinary action, I also took into consideration the fact that previous corrective actions issued to you have not resulted in sustained improved behavior on your part. You have placed yourself in an untenable situation, and it cannot continue to occur. If you do not improve your reliability immediately, and sustain said improvement on an ongoing basis, you will be faced with further disciplinary action, up to and including, dismissal from County employment.

All written materials, reports and documents upon which this action is based are available to you by contacting me. You will further take notice that you have the right to respond either orally or in writing, or both, to the charges contained in this letter. If you wish to respond in writing, (NAME OF SKELLY OFFICER) must receive your response no later than (approximately 7 working days later). If you wish to respond orally, you must contact (NAME) at (650) XXX-XXXX no later than (approximately 4 working days later) to schedule a meeting to be held no later than (approximately 7 working days later). If you do not contact (NAME) or provide a written response by the above dates, it will be assumed that you have waived this right. You have the right to be represented by your union in this matter.

Sincerely,

NAME

CLASSIFICATION

cc: DEPARTMENT HEAD  
SKELLY OFFICER

Donna Vaillancourt, Director, Human Resources Department

Nicole McKay, Employee & Labor Relations Manager

Civil Service Personnel File

Departmental Personnel File

---

**Sample Skelly Decision Letter – AWOL (Non-Punitive Discipline)**

---

*– PLACE ON YOUR DEPARTMENTAL LETTERHEAD –*

---

DATE

Employee

Address

Dear Ms. Employee:

Please take notice that you are issued a letter that equates to a two-day suspension. Although you will not miss work or have your pay docked, this non-punitive disciplinary action carries the weight, in terms of progressive discipline, as if you had actually been suspended without pay for two working days.

The grounds upon which this disciplinary action is being taken are in accordance with Section 4 of Civil Service Commission Rule XIII as follows:

- A: Absence without Leave. Absence without leave shall mean any time an employee is absent from the workplace without authorization or without an explanation satisfactory to the appointing authority. This includes an employee's failure to report to work after a leave of absence has expired or after such leave of absence has been disapproved or revoked.

You were absent without leave on March 21. You had requested that day off in a conversation you and your supervisor had on March 17. Your supervisor had indicated to you at that time that several other employees had requested the day off in advance, and that she would not have adequate coverage on the unit if you were not there. On March 21, you called in sick, saying you had a headache and would not be in. You did not provide a medical statement, as required, in support of your unplanned absence.

In taking this action, I am also taking into account that you have received a letter of reprimand for a similar incident on February 22, when you called in sick the Tuesday after the holiday, even though your supervisor had disapproved your request for vacation leave at that time. As was indicated in the letter of reprimand dated February 24, any further instance of calling in sick after a requested vacation day had been disapproved may result in disciplinary action. Further, you have been on a leave restriction since DATE. Your failure to be at work impacts the whole unit. When the unit is short-staffed, every person has to work harder, or overtime hours must be paid to another employee to cover for you. We are part of a team effort to provide services to our patients, and you are not fulfilling your responsibilities to your team or to the County.

You took the opportunity to reply to me on DATE. At that meeting you acknowledged that your attendance wasn't satisfactory and made a commitment to improve in the future. As a result, I agreed that this letter would be removed from your Civil Service file twenty-four months after its issuance, if you did the following:

1. Improve your overall attendance and raise your leave balances.



2. Prepare a unit memo for your supervisor's signature regarding appropriate timeframes for requesting leave.
3. Review your work schedule to determine if an alternative work schedule would assist in improving your attendance.
4. Have no future instances of AWOL.

If you do not comply with the plan as specified, then this letter will remain in your file permanently. I am making a job performance referral to the Employee Assistance Program (EAP) for you. The EAP phone number is 1-800-834-3773 and you may attend pre-approved visits on County time.

Sincerely,

Department Head

cc:     Manager, Title  
        Donna Vaillancourt, Director, Human Resources Department  
        Nicole McKay, Employee & Labor Relations Manager  
        Civil Service Personnel File  
        Departmental Personnel File

## 10. THE EMPLOYEE ASSISTANCE PROGRAM (EAP)

Claremont EAP is a confidential, short-term counseling service available to County employees and their families. The EAP offers 5 free counseling visits per incident, per rolling 12 months for almost any personal issue. Claremont EAP can be reached at 1-800-834-3773. Counselors are available to help clients sort out problems, develop an action plan, and take positive steps towards the desired outcome.

### A. How can an employee use the services of the EAP?

Employees may “self-refer” by calling Claremont EAP for assistance with a variety of issues including:

- Marital, family or relationship distress
- Emotional upset
- Alcohol and/or drug problems
- Co-alcoholic or co-drug problems (any person close to a substance-troubled person and being affected by that illness)
- Stress
- Cultural adjustment
- Crisis
- Other personal problems

Claremont EAP offers referrals to screened resources for legal or financial problems. If referred to an attorney or financial planner, the employee is responsible for the cost.

### B. What is the supervisor's responsibility in suggesting the EAP to an employee?

A vital part of the supervisor/manager's responsibility is to correct performance or conduct that negatively impacts either the employee or the workplace. Discipline, and the steps that lead to discipline (counseling, counseling confirmed in writing, corrective action plans, specials reviews, etc.) should always be considered steps to bring the employee back into a productive and healthy course of employment. Any corrective action letter or disciplinary letter (except dismissal) given to an employee should advise the employee of the services available through the EAP. Claremont EAP is an effective resource to assist supervisors and managers to correct employee problems by offering counseling to the employee. Managers/supervisors can make a “Job Performance Referral (JPR)” referral when a performance or conduct problem is identified; see Section C below for more information.

If an employee tells his/her supervisor that he/she is experiencing a personal problem, but there is no conduct or performance problem, the supervisor should advise the employee of the availability of the EAP and provide him/her with Claremont EAP's phone number. For example, a supervisor may know that an employee recently has lost a family member, or the employee may have mentioned a personal problem to the supervisor. Employees or members of their family can use up to four free visits per fiscal year, on the employee's own time (either after work hours, or on approved leave).

**C. What about a supervisor/manager referral?**

Job Performance Referral: This is recommended when the employee's work-related conduct or performance has deteriorated and an obvious problem exists that can benefit from therapeutic intervention. For example, an employee may have a pattern of absences suggesting a drug or alcohol problem, or an employee's emotional state may indicate the need for professional assistance. This referral may provide employees with additional covered visits, and can be done on County time. Time spent at visits is coded as normal working hours.

**D. Must an employee attend EAP if referred?**

No. The decision to attend the EAP is entirely the employee's. The fact that an employee has been given the opportunity will be an important part of a supervisor's or manager's proof that reasonable attempts have been made to assist the employee. If an employee chooses to accept a referral, then that also indicates that the employee has cooperated with those reasonable attempts.

**E. How is an EAP referral made?**

The following information from Claremont EAP describes the procedures used in accessing EAP services.  
<https://hr.smcgov.org/sites/hr.smcgov.org/files/EAPManagementReferralForm2020.pdf>

## Job Performance Referral Management Guidelines

### *Management Consultation*

The EAP provides a valuable and confidential service to the manager who may have concerns regarding an employee's unsatisfactory job performance or conduct. It is the goal of the EAP Consultant to help clarify the issues and coach the manager through the appropriate course of action.

### *Job Performance Referral*

1. Document all observable behavior that is inconsistent with established work standards, or the employee's usual satisfactory work performance.
2. Call Claremont EAP at 1-800-834-3773 for a consultation to determine the appropriateness of a formal Job Performance Referral to the EAP.
3. Meet with the employee to discuss unsatisfactory work performance and/or conduct.
4. Inform the employee that you have called the EAP and that you are referring her/him on a Job Performance Referral. Be sure the employee understands that:
5. She/he is free to choose whether to accept the EAP referral or not.
6. Using the EAP in no way jeopardizes job security or promotional opportunities.
7. Regardless of whether she/he accepts the referral, you will continue to evaluate and respond to future performance or conduct issues. Referring the employee to the EAP does not constitute corrective or disciplinary action.
8. Inform the employee that confidentiality will be assured. Tell the employee that you will only be given the following information (provided a Release of Information is signed):
9. Whether the employee kept the appointment.
10. If a recommendation was made to the employee (not the nature of the recommendation or the details).
11. Any need for accommodations (e.g. Modification of schedule).
12. Projected time frame for improvement.
13. Whether the employee accepted and is following through with the recommendation.
14. If the employee accepts the referral, advise her/him to contact the EAP Consultant within an appropriate time frame; usually 24 hours, and provide the employee with the Consultant's telephone number.
15. The EAP Consultant will register the employee and give her/him the name and telephone number of a counselor to set up an appointment.
16. The EAP Consultant will discuss ways for you to evaluate the progress of your employee and how to give her/him feedback regardless of their compliance with the JPR.

The Consultant will maintain contact with you, the employee, and the treatment provider on a regular basis for up to one year to report compliance and review employee performance. The EAP is designed to augment your own management style and corrective/disciplinary action, not replace it.

## Preparing for a Job Performance Referral Checklist

A Job Performance Referral is a referral initiated by a supervisor or a manager when work performance or behavior is an issue, for example, poor quality or quantity of work, unacceptable conduct, absenteeism or tardiness, or interpersonal relationship problems with other employees or the public. The checklist that follows has been designed to help you gather information and prepare for your discussion with the EAP Consultant.

### General Information

- Supervisor's Name
- An alternate person to contact
- Work location address
- Name of employee to be referred
- Employee's address, including county

### Statistical Information

- Employee's length of service
- Age, gender, marital status, social security number
- Position title
- Employee's health insurance
- Bargaining unit (or wage level) of employee if applicable

### Description of Problem

- Performance issues occurring at work:
- Quality of work
- Relationships at work or with the public
- Behavior/conduct
- Absenteeism/tardiness—frequency and patterns
- History of problem—how long?

### Progressive Action

- Progressive/corrective action taken or pending which is relevant to current problems
- Future status (i.e. what will be the next step in progressive action if the employee does not improve)

**Note:** The EAP Consultant will coordinate an assessment and referral session with a counselor as soon as the employee agrees to participate in the Job Performance Referral.

## 11. OVERVIEW – GRIEVANCES AND APPEALS

### *Introduction*

Employees may disagree with actions taken or not taken by their supervisors/managers or by other management officials. Some of these issues may be grieved under the negotiated grievance procedure described in the various MOUs. Other issues may be appealed to the Civil Service Commission.

Both the negotiated grievance process and the Civil Service Commission appeal process allow an employee to bring her or his issue to someone other than the supervisor or manager who took or did not take the action with which the employee takes issue.

An issue can be grieved only if it involves an alleged violation of a provision of an MOU. In the grievance process, the represented employee goes through a series of steps, presenting his/her case for consideration at each step. If the issue is not resolved at the lower steps of the process, the matter may ultimately be presented to an independent arbitrator whose decision is binding on both parties.

An issue can be appealed to the Civil Service Commission only if the Civil Service Rules specify that the issue is subject to the Civil Service appeal process. In such an appeal, the employee presents his/her issue to the Commission, with no prior steps in the process. The Commission's decision is binding on both parties.

In the case of a disciplinary action, a represented, classified employee must decide whether to file a grievance or request an appeal before the Commission. Once either process has begun, the employee cannot switch to the other process.

**Appeal/Grievance Matrix**

ACTION	APPEALABLE	GRIEVABLE
Ratings of Oral Board	YES	NO
Classification of Position <ul style="list-style-type: none"> <li>• Results of Classification Study</li> <li>• Denial of request to conduct a Classification Study</li> </ul>	YES	NO
<ul style="list-style-type: none"> <li>• Denial of request to conduct a Classification Study</li> </ul>	NO	YES
Performance Evaluations – Permanent Classified Employees  (Only when overall rating is “Improvement Needed or Unsatisfactory”)	YES	NO
Rejection of Probationer  (Only when substantiated in writing that the decision was based on discrimination)	YES	NO
Disciplinary Action  (Dismissal/Demotion/Suspension/Non-Punitive Discipline)	YES	YES
Corrective Action  (Counseling memo, Confirmation memo, Letter of Warning, Letter of Reprimand)	NO	NO
MOU Violation	NO	YES

## 12. THE GRIEVANCE PROCESS

A grievance can be loosely defined as any concern or complaint raised by an employee. In this context, concerns/complaints may be raised about a wide variety of issues, such as building temperature, workload, or denial of a requested change in assignment or location. Supervisors should give a fair hearing to employees raising such complaints, and, if appropriate, discuss possible resolutions with their managers. Listening to and attempting to promptly resolve employee complaints is an essential step in maintaining high morale and positive employee-supervisory relations. In order to feel part of a productive team, employees need to know that they can raise concerns/complaints without fear of reprisal, and that their concerns/complaints will be heard and given full consideration.

The informal “grievances” described above are not covered by the negotiated grievance process. In order for a grievance to be filed and processed under the provisions of the negotiated grievance process, the grievance must allege that a provision of the MOU was violated. This Section discusses the formal negotiated grievance process. The Memoranda of Understanding covering represented employees, and can be accessed at <http://hr.smcgov.org/memorandum-understanding-mou>.

### A. What is the first step of the grievance process?

Step 1 involves the employee, with or without a union representative/steward, meeting with a management representative in his/her department to attempt to resolve the grievance. If the issue is not resolved at this step, or if the employee/union elects to waive the first step, the issue is moved to Step 2. Any grievance involving compensation must be submitted in writing to the Human Resources Department Director.

### B. What is the second step of the grievance process?

In order to move a grievance to Step 2, an employee or union representative must write to Employee & Labor Relations or the Human Resources Director to formally file the grievance, stating the issue being grieved, the MOU section which is alleged to have been violated, and the desired remedy. This notification must be filed within the timeframes prescribed in the applicable MOU. This is why it is important to have a clear record of the date of issuance of Skelly Decision Letters. Following receipt of the grievance, Employee & Labor Relations schedules a Step 2 grievance meeting with the employee (and his/her union representative if applicable), and then holds a discussion with the department representatives in an attempt to settle the grievance.

### C. What is the third step of the grievance process?

If the parties are unable to resolve the grievance after the Step 2 meeting, the union can advance the grievance to an Adjustment Board (Step 3) by submitting a written request to Employee & Labor Relations or the Human Resources Director within the timeframe prescribed in the applicable MOU. An employee cannot advance a grievance to the Adjustment Board without involving his/her union.

An Adjustment Board is a hearing before a four-member panel that is tasked with attempting to resolve or adjust the grievance. For each Adjustment Board, the union appoints two panel members, and the



Employee & Labor Relations Manager appoints two panel members. Each party presents their case by introducing evidence in the form of written documents and testimony from witnesses. Normally, the grievant's presentation is made by a union representative, and the Department's presentation is made by a representative from Employee & Labor Relations (attorneys are not normally involved at Step 3). Although a union representative and Employee & Labor Relations representative "present" the opposing cases, this presentation is actually accomplished by having witnesses offer oral testimony and introduce written documents. Employee & Labor Relations and County Counsel work closely with department representatives to prepare the case and prepare witnesses. The four panelists may also ask questions of both parties and of witnesses. After all evidence and presentation is completed, the four panelists convene in executive session to attempt to reach a majority opinion to grant, partially grant, or deny the grievance and requested remedy. If the panel reaches a majority decision, that decision is binding on the parties and the grievance process ends. If the panel is unable to reach a majority decision, the union may invoke arbitration (Step 4) as described below.

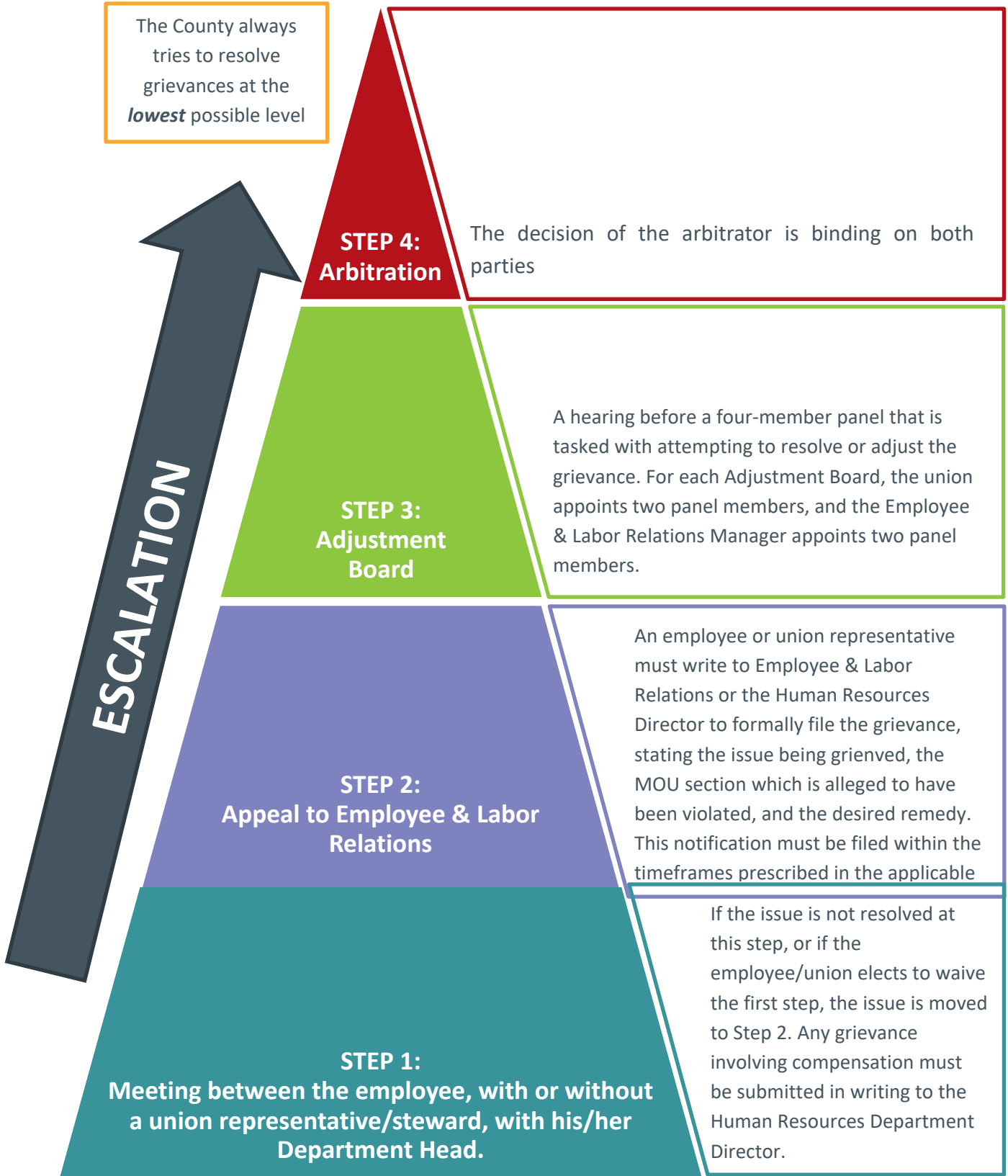
#### **D. What is the fourth step of the grievance process?**

The fourth and last step of the grievance process is arbitration. If the Adjustment Board is unable to reach a majority decision, or the parties mutually waive the Adjustment Board, the union, and only the union, may invoke arbitration by filing a written request to do so within the timeframe prescribed in the applicable MOU. In an arbitration proceeding, the positions of the grievant and management are presented by attorneys. An arbitrator hears the grievance and renders a binding decision. The union and the Department within which the grievance arose share the cost of arbitration fees equally. Each party is responsible for its own legal expenses.

Once a case goes to arbitration, County Counsel becomes the department's representative, as arbitration is a formal proceeding governed by the rules of evidence and procedure. County Counsel and Employee & Labor Relations work together with the department representatives to prepare management's case and witnesses prior to the proceeding.

The Grievance Process

The County always tries to resolve grievances at the **lowest** possible level



## 13. THE CIVIL SERVICE APPEAL PROCESS

The Civil Service Commission is a board of five electors of the County appointed by the Board of Supervisors to prescribe and administer the Civil Service Commission Rules. No commissioner may be a current County employee. The Rules of the San Mateo County Civil Service Commission can be accessed at: <http://hr.smcgov.org/civil-service-commission-rules>

### A. What issues may be appealed to the Commission?

Employees or applicants may appeal ratings of oral boards or appraisal of qualification boards that are below passing, and only if they allege bias, discrimination, or fraud in the conduct of such board.

Employees who are rejected during probation may appeal to the Commission only if they allege and substantiate in writing that the probationary rejection was based on race, color, religion, sex, national origin, age or handicap.

Permanent classified employees, as articulated in Civil Service Rule XII, may appeal Performance Evaluations carrying an overall Below Standard (Improvement Needed or Unsatisfactory) rating.

Classified employees may appeal disciplinary action (dismissal, demotion, suspension, non-punitive disciplinary letter) as covered by Civil Service Rule XIV.

Classified employees may appeal certain other rulings by the Human Resources Department Director (e.g. the results of a classification study).

The Commission Rules specify timeframes under which each of the above types of appeals must be filed. An employee cannot both appeal an issue to the Commission and grieve the same issue through the negotiated grievance process.

### B. How does the Commission handle appeals?

Depending on the nature of the matter being appealed, the appeal may be heard by the entire Commission, or by a sub-committee comprised of two Commissioners. The Commission listens to presentations by both parties, asking clarifying questions as needed. Depending on the nature of the matter being appealed, an employee/applicant may represent himself/herself, or may use a Union representative or attorney to present his/her case. The Department's position may be presented by a management representative or by County Counsel.

Once both parties have completed their presentations, the Commission members go into an "executive session" to consider the merits of the case and discuss their findings. The members vote and a majority vote becomes the decision of the Commission. The Commission's decision is binding on both parties.

### C. What are the guidelines for preparing for and presenting cases before the Civil Service Commission?

These are general guidelines, which may vary from case to case. The method of presenting individual cases will be decided in a meeting between the department, County Counsel, and Employee & Labor

Relations. These guidelines are based on the presumption that the employee's performance was substandard or did warrant disciplinary action. You may want to review these guidelines prior to issuing a substandard performance evaluation or taking disciplinary action to ensure that you are in good position and have sufficient evidence to defend your action if necessary. As a reminder, you are encouraged to contact your Employee & Labor Relations representative to review the situation prior to issuing a substandard performance evaluation or prior to taking any disciplinary action.

## **Appeals of Substandard Performance Evaluations**

### *Reference*

Section 4 of Civil Service Rule XII provides that "Permanent employees may appeal to the Commission for a review of performance evaluations which are below a standard score or rating set by the Director." Rule XII further states: "This review is a fact-finding examination for the purpose of detecting and correcting any abuse of discretion."

Upon receipt of a written appeal for a review by the employee, the Human Resources Department places the request for appeal on the agenda for the next meeting of the Civil Service Commission. At that meeting, the Commission will first decide whether to accomplish the review through a fact-finding committee of two commissioners or by the Commission as a whole. The Commission will then set a mutually agreeable date for the fact-finding review.

### *Preparation*

After an employee files an appeal, the attorney in the County Counsel's Office assigned to the case will schedule a meeting. The appellant's immediate supervisor, the supervisor's manager, County Counsel, and the Employee & Labor Relations representative should attend this meeting. Any other management representatives with relevant input should also attend (e.g. EEO Manager). At this meeting, the team should put together the department's case, and anticipate and develop responses to the appellant's case. The department's case consists of:

- a. A listing of the standards/objectives which the appellant failed to meet
- b. Evidence, documents and/or oral testimony that the employee failed to meet the standards/objectives
- c. Evidence that the employee was counseled and given an opportunity to improve prior to issuance of the evaluation

### *Case Summary*

A short summary (one page if possible) should be presented to the Commission and used as a "talking paper." This "talking paper" will help to keep the Commission focused on the pertinent issues of the case, and will assist the Department representative in presenting the case in a logical, understandable manner. The paper should contain:

- a. A listing of the standards/objectives not being met
- b. Concise statements describing how the employee failed to meet the standards including data on the employee's production/error rate, or complaints received

- c. A chronology of significant events, including:
  - o Beginning and ending dates of the rating period
  - o Dates of specific incidents reflecting substandard performance
  - o Dates of counseling sessions during the rating period
- d. Brief statements addressing anticipated allegations from the appellant

### *Department's Presentation*

The Department should be represented before the Commission by the appellant's immediate supervisor, a manager from the Department who is familiar with the case, and County Counsel to the Department. If other individuals are needed to provide specific information or testimony, they should be called as witnesses and dismissed after testifying rather than remaining for the entire session.

The case is introduced by briefly going over the "talking paper" and stating that the purpose of the fact-finding examination is to identify and correct any abuse of discretion.

- a. Either the manager or the supervisor presents the specifics of the case. To ensure clarity, only one person should present. The other can be called on to explain specific points, but the supervisor and manager should not divide up the presentation, as this tends to cause the Commission to lose focus. The presenter should direct the Commission's attention to the "talking paper" and should refer to it as a guide. The case should be presented in a factual manner, without impugning the character or guessing at the motives of the appellant. Care should be taken to avoid references to the "attitude" of the appellant – focus on observable performance and behaviors.
- b. During the appellant's presentation, management representatives should take notes of points raised by the appellant. Any inaccurate or misleading statements of significance should be briefly rebutted at the end of the appellant's presentation. Statements made by the appellant that are not pertinent, or that would not be of significance to the Commission should be ignored. It is vital to focus the Commission on management's case, rather than allow the appellant to obscure the case by engaging the Department in debates or discussions of irrelevant issues.
- c. All management representatives must be aware of the non-verbal communications they present to the Commission. Without knowing it, you can easily give these signals by rolling your eyes, frowning, commenting on, or shaking your head in disbelief at statements being made by the appellant or his/her representative. The Commission may interpret such behaviors as an indication that you do not openly listen to or respect the employee on the job.
- d. The Department's case is concluded by making a closing statement summarizing the standards that weren't met, describing how the employee failed to meet the standards, and stating that the Department did not abuse its discretion in evaluating the appellant.

## Appeals of Disciplinary Actions

### *Reference*

Civil Service Rule XIV provides that employees may appeal dismissal, demotion, or suspension / non-punitive suspension actions to the Commission. In cases involving dismissal, demotion, or suspension / non-punitive suspension, an appeal hearing by the Commission is mandatory, if requested by the employee.

In cases other than dismissal, demotion, or suspension / non-punitive suspension, a hearing is discretionary with the Commission. When discretionary, the Commission decides whether to have a hearing after a review of written materials submitted by the employee and by the Department or after a brief oral summary of the merits of the case by the petitioner.

Section 5.A of Civil Service Rule XI provides that "The appointing authority may terminate a probationary employee at any time during the probationary period without the right of hearing by or appeal to the Commission except when an employee alleges, and substantiates in writing, discrimination ... as the reason for termination."

Upon receipt of a request for an appeal hearing, the Human Resources Department places the appeal request on the agenda of the next meeting of the Civil Service Commission. At that meeting, the Commission will decide whether to hear the appeal. At that meeting, County Counsel may argue, for the Department, that a hearing should not be granted. If the Commission decides to grant a hearing, or if a hearing is mandatory, the Commission will set a mutually agreeable date for the hearing.

### *Preparation*

A preparatory meeting will be scheduled by the County Counsel for the operating department as soon as possible after an employee files an appeal. The appellant's immediate supervisor, any managers involved in the decision to take disciplinary action, County Counsel, and the Employee & Labor Relations representative should attend this meeting. Any other management representatives with relevant input should also attend (e.g. EEO Manager). At this meeting, the team should put together the department's case, and anticipate and develop responses to the appellant's case. The department's case consists of:

- **The Rule** – The rule(s) which the employee has broken, as cited in the Skelly Decision Letter.
- **The Facts** – A description of how the employee broke the rule(s). This is taken from the body of the Skelly letter.
- **Proof** – Evidence to show that the employee did violate the rule(s). This proof is in the form of the "material relied on" used by the deciding official in making the decision to discipline.

In addition to the above, the department's case should also answer the following questions:

- Was the employee given forewarning or foreknowledge of the possible consequences of misconduct? This usually consists of recordation of counseling sessions, but may also include policies signed by the employee.

- Did the department, before administering discipline, make an effort to determine whether the employee did, in fact, violate the rule(s)?
- Was the investigation conducted fairly and objectively?
- Have the rules and discipline been applied equitably and without discrimination to all employees?
- Was the degree of discipline reasonably related to the seriousness of the offense and to the record of the employee in his/her service with the organization?

### *Case Summary*

A brief summary (one page if possible) will be presented to the Commission and used as a "talking paper." This "talking paper" will help to keep the Commission focused on the pertinent issues of the case, and will assist the Department representative in presenting the case in a logical and understandable manner. The paper should include:

- The rule which was violated
- A brief description of how the employee violated the rule
- A chronology of significant events including:
  - Dates of specific incidents leading to discipline
  - Dates of counseling sessions
  - Dates of any prior discipline
- Brief statements addressing anticipated allegations from the appellant

### *Department's Presentation*

The Department should be represented before the Commission by the appellant's immediate supervisor, a manager from the Department who is familiar with the case, and by County Counsel. If other individuals are needed to provide specific information or testimony, they should be called in as witnesses and dismissed after testifying rather than remaining for the entire session. The specifics of each case will guide its presentation, but a general guide is as follows:

Counsel introduces the case by raising any pertinent legal points and briefly going over the talking paper.

Counsel calls witnesses to present the Department's case. Counsel will have gone over questions to be asked and answers to be given in advance of the hearing. The witnesses should present the case in a factual manner, without impugning the character of or assigning motives to the appellant. Care should be taken by witnesses to avoid references to the "attitude" of the appellant. The focus should be on observable conduct.

During the presentation, Counsel may introduce exhibits to support the Department's case. These should include the Skelly Decision Letter, and the material relied on by the deciding official in determining to take disciplinary action.

During the appellant's presentation, management representatives should take notes of points raised by the appellant. Any inaccurate or misleading statements of significance should be briefly rebutted at the end of the appellant's presentation. Statements made by the appellant that are not pertinent, or that would not be of significance to the Commission should be ignored. It is vital to focus the Commission on management's case, rather than allow the appellant to obscure the case by engaging the Department in debates or discussions of irrelevant issues.

All management representatives must be aware of the non-verbal communications they present to the Commission. Without knowing it, you can easily give these signals by rolling your eyes, frowning, and commenting on or shaking your head in disbelief at statements made by the appellant or his/her representative. The Commission may interpret such behaviors as an indication that you do not openly listen to or respect the employee on the job.

Counsel provides a closing statement summarizing the standards that weren't met, describing how the employee failed to meet the standards, and stating that the disciplinary action taken was for cause.



## 14. CLASSIFIED AND UNCLASSIFIED EMPLOYMENT

Some of the most commonly asked questions concerning the differences and similarities between classified and unclassified employment are listed below. This information is a guide, and individual situations should be reviewed with your assigned Personnel Analyst.

### *GENERAL*

#### **A. Why are positions unclassified?**

Section 502.b of the County Charter provides that a variety of positions are unclassified to facilitate administration of County functions. Unclassified employees are considered at-will and can be removed from their position at any time and for any non-discriminatory reason that the appointing authority deems appropriate.

#### **B. Who decides what positions are unclassified?**

Section 502 of the [County Charter](#) designates all positions as classified unless they are specifically exempted. The positions that are exempted are:

- The County Manager and one principal assistant.
- Department heads.
- Persons employed to render professional, scientific, technical, or expert services on a temporary basis for a specific project.
- Resident physicians employed in clinics, institutions, and hospitals.
- Persons required possessing a license to practice law.
- Two deputy sheriffs in the office of the Sheriff.
- Special officers or investigators in the offices of the Sheriff and the District Attorney.
- One person holding a confidential position to each elected board or commission, including the Board of Supervisors.
- One person holding a confidential position to each elected department head.
- Legislative staff to members of the Board of Supervisors.

#### **C. Measure D**

In 2004, San Mateo County voters resoundingly approved Measure D by a 19-point margin. Measure D provides that no employee may serve in an unclassified position for longer than three years. If an employee remains unclassified for over three years, he/she will automatically become part of the classified service and become subject to the standard provisions of the County's Civil Service Rules.

#### **D. Why are there classified and unclassified employees in the same jobs?**

This occurs when some employees are performing ongoing work and other employees are hired to perform similar work for a limited duration or under a grant. For example, Behavioral Health and

Recovery Services has a core of permanent positions but also periodically receives grants for special projects. The employees hired to perform the grant work are commonly in the unclassified service.

### **EMPLOYMENT**

#### **E. How are people hired into the unclassified service?**

Departments may use hiring processes similar to those used for classified positions and may even make appointments to unclassified positions from classified employment lists. Departments are strongly encouraged to do so for positions impacted by the passage of Measure D.

#### **F. What happens if a position is changed from classified to unclassified?**

If a filled classified position is changed to unclassified, it is considered a layoff subject to the provisions in the Civil Service Rules and Memoranda of Understanding.

#### **G. What happens if a position is changed from unclassified to classified?**

Section 14 of Civil Service Commission Rule XI states that the County may appoint, without examination, unclassified employees to classified positions under the following conditions:

- The unclassified position had been grant-funded and the County has elected to continue the program; or the unclassified position had been established for a short-time project and the County has elected to continue the activity; and
- The employee has held the position for at least one year in a satisfactory capacity; and
- The employee was hired into the unclassified position from an eligible list; and
- The Human Resources Department Director has determined the proper classification for the position.

If these conditions are not met, the employee in the unclassified position must take the competitive examination to transition to the classified service.

#### **H. Can a person in an unclassified position take County examinations for classified positions? Can he/she take promotional examinations?**

All persons in unclassified positions can compete for classified positions any time that an Open or Open and Promotional recruitment is conducted.

Persons in unclassified positions, who previously held classified status without a break in County service between the classified and unclassified appointments, are eligible to compete in promotional examinations provided they have at least six months total classified and unclassified service prior to the final date to file an application.

Persons in unclassified positions in specific departments, who previously held classified status without a break in County service between the classified and unclassified appointments, are eligible to compete for Departmental Promotional Only examinations provided they have at least six months total classified and unclassified service in the department prior to the final date to file an application.

**I. If a person is in an unclassified position can he/she transfer to classified positions?**

Persons in unclassified positions, who previously held a classified position and who did not have a break in County service between the classified and unclassified appointments, are eligible to transfer to classified County positions, consistent with the Civil Service Rules governing transfers.

**J. If a person in a classified position wants to take an unclassified position, what happens?**

An employee who moves from classified to unclassified service must resign from the classified service. This means that all rights in the classified service are terminated at that point. Sick leave, vacation balances and accruals, retirement benefits, and health benefits are not affected by the resignation from the classified service. These benefits continue to accrue as though there has been no change in employment status.

There is also a provision in the County Ordinance Code stating that employees may be granted a leave of absence for a maximum period of four years to accept a position in the unclassified service. Upon termination of employment in the unclassified service, employees who are granted such a leave of absence have the right to return to a position in the same or comparable classification as the one occupied at the time the leave of absence was granted. Granting of such a leave of absence is discretionary.

***BENEFITS*****K. Do health benefits for classified employees differ from those of unclassified employees?**

There is no difference in health, dental, vision, or life insurance benefits based on classified or unclassified status.

**L. Do retirement benefits or obligations for classified employees differ from those of unclassified employees?**

There is no difference in retirement benefits or obligations based on classified or unclassified status.

**Classified and Unclassified Employees –  
Comparison of Terms and Conditions of Employment**

CLASSIFIED	UNCLASSIFIED
<b>Recruitment &amp; Selection</b>	
Covered by the provisions of the Civil Service Rules specifying the manner that recruitment and hiring is carried out.	Not covered by the Civil Service Rules. Department heads are encouraged to follow the normal processes used for classified positions.
<b>Layoff</b>	
Layoffs are governed by the Civil Service Rules and are generally done in reverse order of seniority.	Employees serve at the pleasure of the appointing authority and can be removed at any time for any non-discriminatory reason. Seniority does not control the order of staff reductions.
<b>Union Representation</b>	
Can be represented. If represented, can file grievances on any provision of the labor contract.	Can be represented. If represented, can file grievances on any provision of the labor contract except disciplinary actions.
<b>Civil Service Coverage</b>	
Covered by the provisions of the Civil Service Rules.	Are not covered by the rules of the Commission.
<b>Probation Period</b>	
The probation period is set for each classification. The probation period ranges from six months to eighteen months.	There is no formal probation period.
<b>Leave Accruals</b>	
Sick leave, vacation, overtime and holiday time are the same for both classified and unclassified employees. Leaves of absence are also the same.	
<b>Benefits</b>	
Health, dental, vision, long term disability, life insurance, short term disability, retirement, the Employee Assistance Program and other benefits are the same for classified and unclassified employees.	
<b>Salary and Salary Increases</b>	
Base salary, salary step increases, differentials (i.e., shift pay) and other forms of compensation are the same for classified and unclassified employees.	
<b>Termination</b>	
Covered by the provisions of the Civil Service Rules, thus termination must be for cause. Employees are entitled to Skelly rights, and may appeal the termination to the Civil Service Commission or grieve the decision.	Not covered by the Civil Service Rules. Employees serve at the pleasure of the appointing authority and can be removed at any time for any non-discriminatory reason.

## 15. SENIORITY & LAYOFF

Some of the most commonly asked questions concerning the seniority and layoffs are listed below. This information is a guide, and individual situations should be reviewed with your assigned Employee Relations Analyst.

### **A. What is seniority?**

Seniority is the number of hours you have worked for the County.

### **B. How is seniority calculated? What hours are included in seniority?**

Seniority is all “regular” paid hours. This includes 001 time, paid sick leave, vacation, comp and holiday time.

### **C. Does overtime count toward seniority?**

No, overtime does not count as seniority hours.

### **D. Does FMLA time count towards seniority?**

FMLA or, Family Medical Leave, is not a type of leave, but rather a protection Act. There is no time associated with FMLA and it therefore does not count in seniority unless the employee was in a paid status.

### **E. Does time on workers’ compensation count towards seniority?**

Time in a regular paid status counts. As long as you are on a paid work related leave, the time does count towards seniority.

### **F. Does Extra Help time count? What if I “bought my extra help time?”**

Time spent as extra help does not count towards seniority. Purchasing extra help time counts for pension purposes, but not for seniority purposes.

### **G. Does unclassified service count towards seniority?**

Unclassified time does not count towards seniority.

### **H. What about an approved leave of absence?**

As long as you are in a paid status, the time counts. Once you are in an unpaid status, the time you are out does not count towards seniority.

### **I. How does voluntary time off (VTO) affect seniority?**

Voluntary time off reduces your pay rate, not the number of hours you are in a paid status. Therefore, VTO does not affect your seniority.

### **J. Why do I have less seniority than someone who was hired after me?**

Check in with Human Resources if this is the case. The most common reasons are that you had some unpaid time that allowed the other person to achieve more seniority, or that the other person worked

somewhere else in the County that you were not aware of. Seniority is total service, not just time in a single classification.

### **K. What if I have the exact same seniority as another person – how is a tie broken?**

Ties in seniority are resolved by the examination score for their present classifications, unless another method has been negotiated by your union. Check your MOU or call Human Resources for your specific situation.

### **L. I worked for the County for five years, then left to take another job for a couple years. I've been back for three years. How much seniority do I have?**

You will need to talk to Human Resources for an exact determination, as most breaks in County service result in a restart of calculating seniority.

### **M. Does my probationary status affect my seniority?**

If you are on probation, your prior classification seniority cannot be used in the new classification until you have passed your probationary period.

### **N. How are layoffs determined?**

For classified employees, layoffs are conducted in accordance with the Civil Service Commission Rules. For unclassified employees, the department head can implement layoffs based on any criteria that he/she deems appropriate.

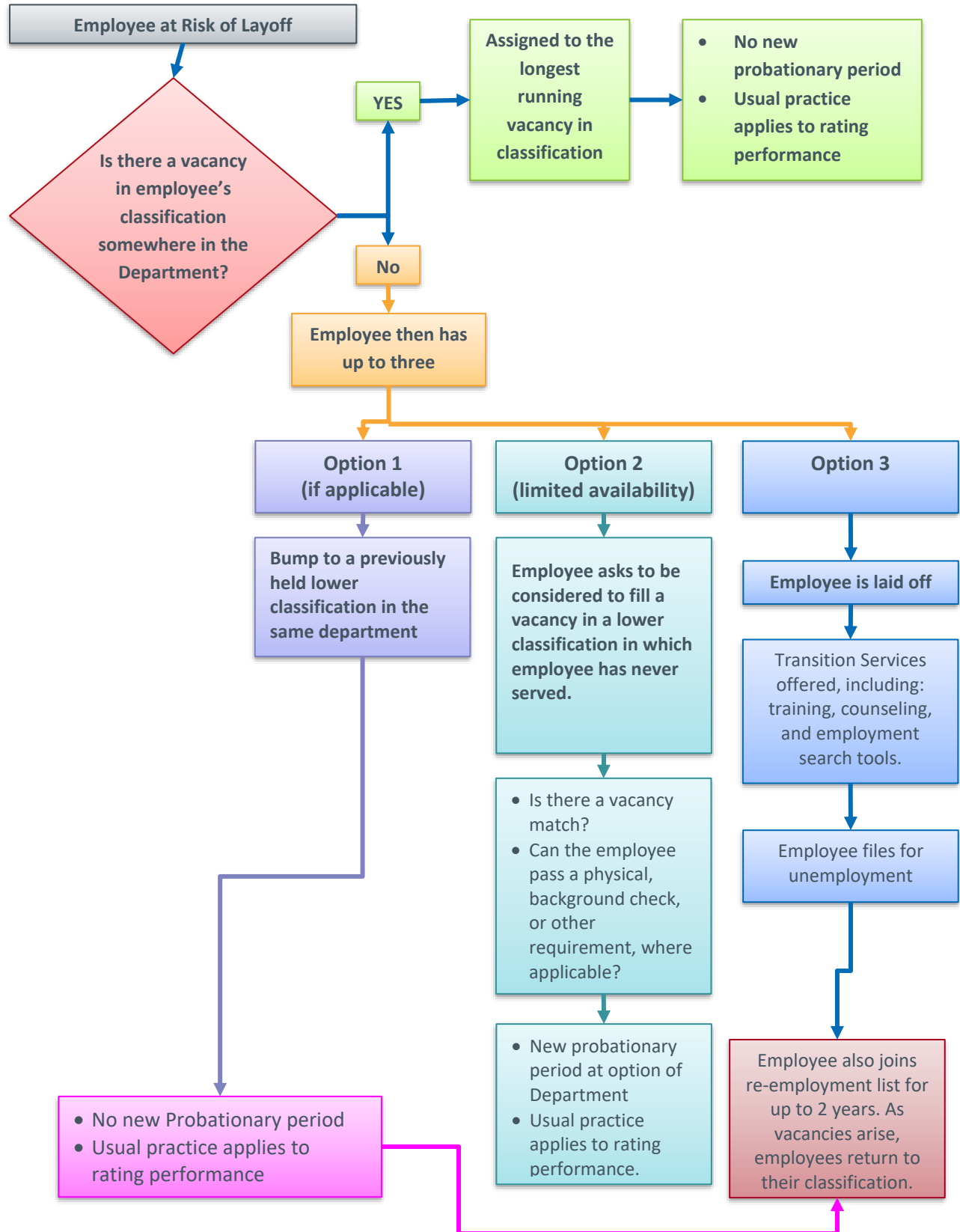
### **O. How does unclassified service impact seniority?**

Generally, time spent in an unclassified status does not count in computing seniority in the classified service. If a classified employee takes an unclassified position, that action is considered a break in service for seniority purposes. If an employee resigns from the classified service to take an unclassified position and subsequently returns to classified service, their seniority would start at the point that they returned to classified service.

If an unclassified employee is appointed to a classified position, then that person is treated as a new hire for seniority purposes and his/her seniority would start when he/she is appointed into the classified position.

There is one exception to this rule. If a classified employee requests and is granted a leave of absence to accept a position in unclassified service, the time in the unclassified position is not considered a break in service for seniority purposes. Such leaves can be granted for one-year periods, up to a maximum of four years.

Process for Employees at Risk of Layoff



Post-Employment Rights

Layoff (EE does not take a severance)	Layoff (EE takes a severance)	Voluntary Demotion	Involuntary transfer to another position within the department (to same class)	Voluntary Separation (EE resigns)
<ul style="list-style-type: none"> <li>Automatically placed on reemployment list for one year (can extend for an additional year, upon request) – CSR XVI (6) and MOUs</li> <li>If rehired from reemployment list (CSR XVI (6)):                             <ul style="list-style-type: none"> <li>Sick leave balance restored</li> <li>Vacation accrual rate restored</li> <li>Seniority restored</li> </ul> </li> </ul>	<ul style="list-style-type: none"> <li>Automatically placed on reemployment list for one year (can extend for an additional year, upon request) – CSR XVI (6)</li> </ul> <hr/> <p><b><i>Taking severance invalidates all other employment rights, including seniority (CSR XVI (6))</i></b></p>	<ul style="list-style-type: none"> <li>Automatically placed on reemployment list (one year, may request second year) for formerly held classification (MOU language)</li> </ul>	<ul style="list-style-type: none"> <li>No rights to return to former position.</li> <li>EE may request to be placed on a transfer list for one year (can extend for an additional year, each year)</li> </ul>	<ul style="list-style-type: none"> <li>Upon separation, EE may be placed on a reinstatement list (one year, may request second year) for any classification for which he/she is qualified, upon request to HR Director (CSR VIII (5)(E))</li> <li>Regardless of whether EE was on reinstatement list, if EE returns within 2 years of separation (5 for hard-to-fill positions), EE may get the following with department head recommendation to HR Director (6/12/03 HR memo):                             <ul style="list-style-type: none"> <li>Sick leave balance restored</li> <li>Vacation accrual rate restored</li> </ul> </li> </ul> <p><b><i>Resignation severs all other employment rights, including seniority (CSR XV (1)(B))</i></b></p>
<p><b>Reemployment list:</b> The first list used to fill any potential future vacancies; this list supersedes all other lists. Order on list determined by seniority (CSR VIII (5)(A)).</p>			<p><b>Reinstatement list:</b> May be considered by department heads in addition to either the promotional eligible or general eligible lists, but cannot take precedence over the department reemployment or general reemployment eligible lists (CSR VIII (5)(E)).</p>	

Notes: Employees who occupy positions that have been identified for elimination may request to the HR Director that their names be placed on the appropriate reinstatement list prior to layoff (CSR VIII (5)(E)).



## 16. WORK SCHEDULES

### A. Rest Breaks

It is clear that providing rest breaks is beneficial to both workers and the County. Full-time workers are allowed one fifteen-minute rest break prior to and after their mid-shift meal break. Part-time workers are allowed one fifteen-minute rest break during any four-hour work shift. For most workers, this equates to a lunch break and two rest breaks – one in the morning and one in the afternoon. The fifteen-minute rest breaks are paid, the mid-shift meal break is not.

Unusual circumstances may occasionally occur that do not allow workers to be released for rest breaks.

Rest breaks cannot be accumulated or “banked” for the purpose of taking longer breaks or leaving work early. If rest breaks are not taken, they are lost. Meal breaks must be no less than 1/2 hour, and cannot be skipped to reduce the workday.

### B. Alternative Work Schedules

The County supports alternative or non-traditional work schedules that provide flexibility to employees, as long as such schedules do not impact coverage or service delivery. Examples of such alternative work schedules are “4/10”, “9/80”, telecommuting, Voluntary Time Off (VTO) and flexible hour schedules.

Some of the advantages of alternative work schedules are:

1. Flexibility to schedule work so as to balance work/family/personal responsibilities that can result in higher morale, greater productivity, and lower absenteeism. Such schedules may also allow employees to carpool, use public transportation, find easier child/dependent care arrangements, or have a smoother and less stressful commute.
2. Alternative work schedules allow management to expand office hours and staff based on workload. For example, a 4/10 schedule affords the opportunity to make the office available to the public for an additional two hours each day. A 9/80 schedule allows employees to complete paperwork during a one-hour period before the office opens to the public, freeing them up to provide public service during the other eight hours. In operations where the public tends to arrive at the beginning and end of the workday, staggered starting and ending times allow for all-day coverage.
3. Programs such as Voluntary Time Off (VTO) give employees the opportunity to take additional time off where it is consistent with the organization’s goals, and saves County funds in a measurable, predictable way. It also lessens the impact of that extra time off on the employee and their families by spreading the cost of taking that leave over the entire course of the year rather than in a lump sum.
4. Ability to link participation in alternative schedules to individual and group attendance and productivity goals. In offering an alternative schedule, management has the option of predicating such participation on the individual and/or work group meeting and maintaining stated attendance, coverage and production goals.

The following guidelines should be followed prior to implementing alternative work schedules:

- Maintenance or enhancement of service levels to the public should always take first priority in determining work schedules. 9/80 and 4/10 schedules often allow an extension of office hours, thus affording a higher level of service to the public. Alternative work schedules should never be entered into if they will negatively impact service levels. The availability of alternative work schedules varies from department to department and from position to position.
- Prior to discussing alternative work schedules with employees or the union, a sample schedule should be developed to determine whether an alternative work schedule is practical. You may find, for example, that a 4/10 schedule leaves too few employees for a given day's coverage, or that it may not be possible, under a 9/80 or 4/10 schedule, for all employees to have Monday or Friday as an off day.
- As a general rule, employees should be supervised during all work hours.
- 9/80 schedules require specific documentation of each employee's hours of work to preclude payment of overtime. A form documenting the schedule, available from your payroll/personnel specialist, must be completed for and signed by each employee on the 9/80 schedule.
- Alternative work schedules are a change in working conditions which require advance notification to the affected union(s) and a meet and confer process. If an agreement is reached on an alternative work schedule, it should be documented in a signed agreement. Employee & Labor Relations is available for consultation during this process and can provide sample agreements reached in other departments.

**CONTACT EMPLOYEE & LABOR RELATIONS PRIOR TO ENGAGING IN ANY DISCUSSION WITH INDIVIDUAL EMPLOYEES OR UNIONS REGARDING 9/80 OR 4/10 SCHEDULES.**

**C. What are the various work schedules?**

1. **Flexible Hours** – This is a schedule where an employee works a five day per week schedule but does not work the traditional hours of 8:00 a.m.-5:00 p.m. For example, an employee with child care issues may be scheduled to work 8:30-5:00 with a ½ hour lunch break even if the office hours are 8:00-5:00. This schedule would be approved only if coverage and public service issues were not adversely impacted. Flexible hours also encompass work hours that are not the same every day. For example, if it could be accomplished without adversely impacting coverage or service levels, an employee could be scheduled to work from 8:00 a.m.-5:00 p.m. on Monday, Wednesday and Friday and 7:00-4:00 on Tuesday and Thursday in order to accommodate a school schedule. Flexible hours are not designed to allow employees to vary their schedules on a daily basis, as this would severely hamper the supervisor's ability to schedule work.
2. **9/80 Schedule** – Under the 9/80 schedule, an employee works 80 hours in nine, rather than ten, working days per pay period. The employee works eight 9-hour days, and one 8-hour day each pay period, and has one day off. The 8-hour day and the off day must fall on the same day of the week (e.g. off first Wednesday and 8-hour day second Wednesday). The Fair Labor Standard Act (FLSA) requires that employees working a 9/80 schedule must sign a declaration defining the work schedule. In order to implement a 9/80 schedule, you must notify the union(s) of your

intent to do so and must meet and confer with the union over the terms and conditions of the schedule. After meeting and conferring, a written agreement is developed, and is signed off on by management and the union. Prior to discussing 9/80 schedules with staff, contact Employee & Labor Relations.

3. **4/10 Schedule** – Under a 4/10 schedule, employees work eight 10-hour days per period, with two days off. In order to preclude payment of overtime, no more than forty hours can be worked in any week, thus, the two off days in the pay period must fall on opposite weeks. The off days do not have to be the same day of the week (e.g. the employee could work Monday-Thursday the first week of each pay period and Tuesday-Friday the second week). Prior to discussing 4/10 schedules with staff, contact Employee & Labor Relations. We have consulted with the Labor Commissioner’s Office and have been advised that the overtime after 8-hours law does not apply to the public sector.
4. **Voluntary Time Off** – VTO is a formal program that allows employee to request a reduction in their work hours by 1%, 2%, 5%, 10% or 20%. If approved, the employee’s hourly salary rate is reduced by the same percentage. Requests for VTO are subject to Department Head approval.
5. **Telecommuting** – The Telecommuting Program allows approved employees to work at a site other than a County office (usually home) and is a privilege, not a right. In order to apply to participate, an employee must complete an application that is reviewed by management. If approved, the employee and his/her supervisor must participate in a training session and develop a written telecommuting contract. Telecommuting may be terminated at the request of either the telecommuter or management.

#### D. What factors should be considered in deciding whether to offer alternative work schedules?

Listed below are some of the major factors to consider prior to implementing or approving any alternative work schedule:

- **The size of the work unit** – In a unit of three employees, it would be very difficult to offer a 4/10 or 9/80 schedule since any absence (vacation, sick leave, etc) which occurred on a scheduled day off would leave only one employee in the office.
- **Workload and coverage considerations** – Alternative schedules should be approved only if they do not adversely impact coverage and service levels.
- **Seasonal work fluctuations** – When an organization has periods of high activity, it may be appropriate to approve alternative work schedules for part, but not all, of the year. For example, an office involved in an annual tax roll program might need to suspend all alternative schedules for one or two months each year.
- **Individual and group performance and attendance** – Individuals with performance or attendance problems should not be approved for alternative work schedules. In small groups, one employee’s attendance issues might preclude offering alternative schedules to other staff if that individual’s attendance causes coverage problems.

- **Criteria for evaluation of alternative schedule** – Any agreement should include criteria to evaluate and determine whether the alternative schedule will be continued. These criteria should include, at a minimum, coverage levels, measurement of service levels and customer complaints related to the schedule, and attendance levels. The agreement should include language stating that employees on alternative schedules may be returned to standard hours if they experience attendance or performance problems, or in case of staffing problems. It should also document that employees on jury duty, attending training, working out of classification, etc., may be required to return to a standard schedule during that period.
- **Shift differential** – Discuss with Employee & Labor Relations if agreeing to an alternative schedule would involve shift differential considerations.

**E. Informal Flex Schedules**

Informal flex schedule arrangements involve situations wherein an employee works more than their scheduled hours on one day and, instead of being paid overtime, agrees to work fewer hours on another day. For example, an employee who normally works five 8-hour days may work 10 hours on Tuesday and 6 hours on Friday. The following is guidance on such schedules relative to overtime requirements under the Fair Labor Standards Act (FLSA) and for represented employees covered by a Memorandum of Understanding (MOU).

Section I applies only to employees who are covered by the FLSA. These are employees in Work Group 1. Section II applies to employees in Work Groups 2 and 5 who are exempt from the FLSA, but who are covered by a Memorandum of Understanding. **Prior to entering into discussions with an employee about an informal flex schedule, please call Employee & Labor Relations to confirm the employee’s Work Group.**

*Section I – FLSA Covered Employees in Work Group 1*

The informal flex schedule described above is acceptable and in accordance with the provisions of the FLSA as long as the following criteria are met:

- The employee must code the actual number of hours worked each day on the timecard. In the example above, the employee would code 10 hours of 001 time on Tuesday and 6 hours of 001 time on Friday.
- The employee must not work more than 40 hours in any week. In the case above, the employee worked 40 hours during the work week. It is not acceptable for an FLSA-covered employee to work extra hours in one week and take the time off in the following week. For example, an employee who is covered by the FLSA cannot work 10 hours on a day in the first week of a pay period and then work 6 hours on a day in the second week of the pay period without being paid overtime for the additional 2 hours worked in the first week. The FLSA requires overtime for all hours worked beyond 40 in any given week.

*Section II – FLSA Exempt Employees in Work Groups 2 and 5*

The FLSA provisions outlined above do not apply to employees in Work Groups 2, or 5. However, most employees in Work Groups 2 and 5 are covered by a Memorandum of Understanding that requires the

payment of overtime for hours in excess of the 40-hour weekly work schedule. Prior to allowing a represented employee in Work Group 2 or 5 to flex their schedule beyond a single work week, make sure that the employee is voluntarily agreeing to the arrangement and then document the agreement in the form of a dated note. As for employees in Work Group 1, make sure that the timecard accurately reflects the actual number of hours worked on each workday.

## Sample 4/10 and/or 9/80 Work Schedule Agreement

**Prior to implementing any alternate work schedules, please call Employee & Labor Relations to discuss advanced written notice to the union(s) and meet & confer obligations.**

**(Dept/Division) and (Union)**

**(4/10 and/or 9/80) Schedule Pilot Project**

(Name of particular units, if the entire division isn't a part of the pilot)

### **1. Goals and Duration of Pilot Project**

This pilot project is entered into for the period (beginning date) through (date six months later).  
The goals of the project are:

1. To maintain or improve overall productivity and service to the public.
2. To maintain or improve morale and teamwork.
3. To provide expanded hours of service to the public.
4. To reduce staff absences for medical and other appointments by scheduling such appointments on off-days.
5. To assure that no additional or disproportionate share of unit work falls on staff who do not choose an alternate work schedule.

### **2. Specific Conditions of the Project:**

1. During the period of (beginning date) through (end date), each employee in the (specific unit(s) covered) shall indicate his/her desired work schedule. The numbers of employees needed to start at (time), (time), and (time) will be determined by management based on coverage needs. The scheduling options are:
  - a. Regular: Five consecutive workdays of nine consecutive hours each, between the hours of (earliest start time) and (latest end time), of which one hour will be the unpaid meal break.
  - b. (If offering 4/10) 4/10: Four consecutive workdays, of eleven consecutive hours each between the hours of (earliest start time) and (latest end time), of which one hour will be the unpaid meal break.
  - c. (If offering 9/80) 9/80: A two-week schedule providing nine workdays during that period, within the following conditions:
    - 1) One work week of five work days, consisting of four days of 9 work hours and one day of 8 work hours (each with an unpaid one hour meal break); and
    - 2) One work week of four days of 9 work hours (with an unpaid one hour meal break) and one day off; the day off on this schedule must fall on the same day of the week as the 8-hour day in the other week.

It is understood and agreed to by all parties to this agreement, including employees participating in the 9/80 schedule, that for the purpose of designating the seven consecutive day work period for the calculation of overtime, one work period shall commence at the midpoint of the employee's shift of the 8 hour day and end at the midpoint on the day off; the other work period shall commence at the midpoint of the day off and end at the midpoint of the 8 hour day. These periods, for each employee participating in the 9/80 schedule, shall be specifically designated and be declared, in accordance with the Fair Labor Standards Act.

2. The (managers/unit supervisors) shall then draw up the final schedule for the pilot project period, taking into account their program's staffing and coverage needs throughout the work week, with the highest priority period being peak usage hours of (list peak usage hours).
3. The following shall be the criteria for any individual's participation in the 4/10 and 9/80 schedule:
  - a. A current standard performance evaluation.
  - b. Willingness to be flexible regarding the specific work schedule.
  - c. Satisfactory attendance. Individuals with excessive unscheduled absences (expect to be asked to define this at the meet and confer) will be moved to a regular eight-hour workday.
  - d. It is understood that an employee who is still on his/her initial County probationary period or who has received written notice of performance deficiencies may be required to work either an 8/5 schedule or the same schedule as the unit supervisor for the duration of that probationary period or defined period of corrective action.
4. Schedules, once selected and assigned, will be for the duration of the pilot program. However, it is understood that during the pilot project, the schedules assigned may have to be varied by the unit supervisor because of unanticipated or unusual circumstances that cause staffing needs to change. Employees on jury duty, attending training, or working out-of-class may be required to return to a standard schedule during that period of time. Requests to withdraw from or re-enter the pilot project will be evaluated and determined by the manager.
5. (If not all units are part of the pilot project): Individuals who are participating in the 4/10 or 9/80 schedule and who, during the pilot project, transfer out of their original unit, will not continue to participate in the 4/10 or 9/80 schedule at a new unit not covered by the pilot project.
6. If an individual should transfer or be hired into a unit covered by this pilot project during the project period, he/she will move into the schedule of the individual who vacated the position being filled. If the new employee is not filling a vacated position, he/she may have a 4/10 or 9/80 work schedule upon agreement of the unit supervisor, and provided his/her desired schedule fits with those of other unit members to assure the unit's service and coverage requirements are met.

7. Schedules must fit the actual work pattern of the unit in such a manner that work is not distributed disproportionately upon one worker or group of workers because of the days off they have chosen, or because they have not chosen a 4/10 or 9/80 work schedule.
8. The core workday(s) will be (day(s) of the week); no worker may schedule his/her regular 4/10 or 9/80 day off on that day(s).
9. No person will be permitted work-out-of-classification pay solely because of the absence of another employee on a regularly scheduled 4/10 or 9/80 day off.
10. (If offering 4/10) Employees on the 4/10 work schedule will be required to make the following holiday adjustments when the holiday is taken off:
  - a. Work an 8/5 schedule that week and take the holiday off, or
  - b. Retain their 4/10 schedule and charge their time as follows:
    - 1) If the holiday falls on the employee's regularly scheduled day off, the employee will have eight (8) hours added to his/her holiday balance.
    - 2) If the holiday falls on the employee's regularly scheduled workday, the employee will code his/her timecard for eight (8) hours holiday pay, and will be charged two (2) hours of vacation, compensatory time, or accrued holiday time.
  - c. An employee on a 4/10 schedule who works a holiday will be paid at time-and-one-half for eight (8) hours of work on the holiday; the remaining two (2) hours worked shall be at straight time, unless such hours are overtime (work in excess of 40 hours during the week). The employee shall also be credited with eight (8) hours added to his/her holiday accrual balance.
11. (If offering 9/80) Employees on the 9/80 schedule will be required to make the following holiday adjustments when the holiday is taken off:
  - a. Work an 8/5 schedule for that two-week pay period and take the holiday off, or
  - b. Retain their 9/80 schedule and charge their time as follows:
    - 1) If the holiday falls on the employee's regular scheduled day off, the employee will have eight (8) hours added to his/her holiday balance.
    - 2) If the holiday falls on the employee's regularly scheduled nine-hour workday, the employee will code his/her timecard for eight (8) hours holiday pay, and will be charged one hour vacation, compensatory time, or accrued holiday time.
  - c. An employee on a 9/80 schedule who works a holiday will be paid at time-and-one-half for eight hours of work on the holiday; the remaining one hour worked shall be at straight time, unless such hour is overtime (work in excess of forty hours during the week). The employee shall also be credited with eight hours added to his/her holiday accrual balance.

**3. Specific Conditions of the Project:**

1. The pilot 4/10 and 9/80 work schedule as set forth herein shall be effective from (beginning date) through (end date).
2. A meeting shall be scheduled by the parties ninety (90) days after the commencement of this pilot project, to evaluate and resolve any start-up problems. No later than six (6) weeks



prior to the end of the pilot project, the parties agree to meet to evaluate whether or in what fashion the project should be continued, modified, or abandoned.

- 3. The evaluation factors for the 4/10 and 9/80 pilot project shall be:
  - a. Level of service: It is critical that the level of service (remain the same or improve) during the pilot project as during the corresponding period for the previous year. This will be based on past performance evaluations of the unit’s employees as compared to their current performance in the following areas:
    - 1) Completion of work on schedule: (be able to define this)
    - 2) Coverage and availability of staff: No decrease in the general productivity, i.e., amount and quality of work, or level of service will be expected. (Give more details as needed.)
  - b. Complaints:
    - 1) Complaints from other offices – there shall be no increase in complaints from other County departments.
    - 2) Complaints from the public – there shall be no increase in complaints from the public regarding reduced service or responsiveness.
    - 3) Complaints from staff – there shall be no increase in complaints from staff regarding uneven distribution of work, time spent unproductively, or unavailability of co-workers for work customarily requiring assistance.
  - c. Unscheduled time off and time accrual:
    - 1) Unscheduled absences – Unscheduled sick leave shall be kept to a minimum. A comparison will be made between sick leave use during the pilot project and use for the corresponding period in the previous year. Unacceptable levels of absenteeism will result in termination of 4/10 and 9/80 privileges for an individual or termination of the 4/10 and 9/80 schedules unit-wide.
    - 2) Coverage problems – In order to implement a 4/10 or 9/80 schedule, it is essential that employees are at their work stations ready to begin work at their scheduled start times, that employees honor break and meal break schedules and return from such breaks on time, and that employees do not leave earlier than scheduled. Any problems in these areas would result in termination of 4/10 or 9/80 privileges for an individual or termination of the 4/10 or 9/80 schedule unit-wide.
    - 3) Overtime and compensatory time accrual – there shall be no increase in overtime or compensatory time accruals as a result of inability to complete work or need for adequate coverage.

Agreed to this \_\_\_\_\_ day of \_\_\_\_\_, 2010.

For (union name)

For (Department/Division)

\_\_\_\_\_

\_\_\_\_\_

## 17. LEAVES OF ABSENCE

The County's Leave of Absence Request Form can be accessed online at:

<http://hr.smcgov.org/documents/leave-absence-form>

There are several kinds of leaves of absence, and each has prerequisites, time limits, and limited bases upon which it can be granted. The purpose of this Section is not to define all of the leave of absence terms and conditions, but to provide general information about the three types of leave that employees most often request:

- Leave of Absence for Illness or Injury (Medical Leave)
- Parental Leave
- Leave of Absence for Personal Reasons

Please call the County's ADA/TWA/LOA Coordinator at 363-4738 if you have any questions regarding leaves of absence.

If you have questions about Disability Leaves of Absence under the Worker's Compensation Program, please contact the County's Worker's Compensation Coordinator at 363-4612 with your specific question.

The following are answers to the most frequently asked questions pertaining to Leaves of Absence:

### **A. If a Leave of Absence is approved, do I have to hold the employee's position vacant?**

The granting of a leave of absence also grants the employee the right to return to a position in the same or equivalent classification, in the same department, as he/she held at the time the leave was granted. If needed, you can temporarily fill the employee's position through the use of Work out of Classification (WOC), Temporary hiring (six or more months of expected absence), or extra-help hiring (less than six months of expected absence) options.

You do not have to hold the employee's individual position vacant, but there must be a position in the same or equivalent classification in your department available for the employee to return to. Normally, you should try to allow the employee to return to his/her prior unit and shift. If you must fill the employee's specific position and have them report to a different unit or shift upon their return, contact Employee & Labor Relations for consultation prior to making the change.

The granting of any leave of absence is based on the presumption that the employee intends to return to work upon expiration of the leave. If, for example, an employee requests a Personal Leave of Absence to accept other employment, but wants to keep a position available in case the new job does not work out, you should not approve the request.

**B. What is a Leave of Absence for Illness or Injury (Medical Leave)?**

Leaves of absence for a non-job incurred illness or injury may be granted for a maximum of twenty-six bi-weekly pay periods (one year). A medical leave of absence request must be supported by a physician's statement that includes sufficient information to determine if the leave is appropriate (i.e., if the leave request is for elective surgery, then granting it is more discretionary than if the leave is for emergency medical treatment).

The employee must use any accrued sick leave during his or her leave of absence if he/she is away from work due to his/her own injury or illness. The use of accrued vacation, compensatory time or holiday hours is not required, but is permitted at the employee's request once all sick leave is exhausted. For medical leaves of absence to care for a family member with a serious medical condition covered by FMLA/CFRA (please see below), an employee may use his/her accrued sick leave, but it is not required. All intermittent leaves require advance review and approval by the Disability Program Manager.

An employee in an unpaid status during a leave of absence for illness or injury is entitled to two bi-weekly pay periods of payment of the County's portion of health, dental, life, and long-term disability insurance premiums for each year of County service (or major fraction thereof), up to a maximum of twenty-six bi-weekly pay periods payment of premiums (one year).

**C. What is Family and Medical Leave (FMLA)?**

Every medical leave of absence must be evaluated to determine whether or not it meets the criteria for Family and Medical Leave Act (FMLA) and California Family Rights Act (CFRA) coverage. FMLA/CFRA entitle the employee to up to twelve weeks of leave (paid or unpaid) within a calendar year. FMLA/CFRA run concurrently with each other except in the case of pregnancy. The County's FMLA Policy can be accessed at: [http://intranet/Intranet/IntranetHome/Policies%20and%20Standards/FMLA\\_Policy.htm](http://intranet/Intranet/IntranetHome/Policies%20and%20Standards/FMLA_Policy.htm)

**D. What conditions must be met for an employee to be eligible for FMLA/CFRA consideration?**

In order for an employee to be eligible for FMLA/CFRA, the following conditions must be met:

- The employee must have been a permanent, probationary, temporary and/or Extra Help employee continuously for at least 12 months.
- The employee must have worked (001 time) at least 1,250 hours in the 12 months immediately prior to requesting a leave of absence. Extra Help hours do count towards the 1,250 hour threshold. Non-work hours (sick leave, vacation, holiday, unpaid time) do not count towards the 1,250 hours threshold.
- The leave must be for one of the following reasons:
  - The employee's own serious health condition.
  - The care of the employee's spouse, domestic partner, parent, child or young adult dependent with a serious health condition. Care of other relatives, including but not limited to grandparents/grandchildren, aunts/uncles, or in-laws, does not qualify under FMLA/CFRA.
  - Birth or adoption of a child.

- Placement in the employee's home of a child in foster care.

### **What is a "Serious Health Condition"?**

There are very specific circumstances under which an employee is entitled to FMLA/CFRA leave. Complex rules determine whether the employee or family member has a "serious health condition" covered by FMLA/CFRA. Managers and supervisors should not make their own judgments as to whether a condition qualifies as "serious", but instead should refer these questions to the County's ADA/TWA/LOA Coordinator.

### **What should be included on the medical certification form from the doctor?**

#### **For an employee's own illness:**

- The date on which the serious health condition commenced;
- The probable duration of the condition;
- That the employee is unable to perform the functions of his or her position.

#### **For a family member's illness:**

- The date on which the serious health condition commenced;
- The probable duration of the condition;
- An estimate of the amount of time the employee needs to care for the family member;
- Verification that the serious health condition warrants the participation of the employee to provide care during the period of treatment.

### **What is "Reduced" or "Intermittent" FMLA/CFRA leave?**

Depending on the specific medical condition, this leave may be taken in blocks of time or intermittently. The FMLA/CFRA gives covered employees the right to take off up to 480 hours (12 weeks) per year in "reduced" or "intermittent" leave for a serious health condition. Reduced leave is a reduction in the employee's normal hours per day or hours per week (e.g. reduction from 8 to 6 hours daily, or every Wednesday off). Intermittent leave can be taken at varying times of the day or week and may be taken in increments as small as one hour. All intermittent leaves require advance review and approval by the Disability Program Manager.

### **How do I know whether a request for time off should be considered FMLA?**

An employee does not have to specifically request an "FMLA leave" and does not have to use the term "FMLA" or "Family and Medical Leave" to put a supervisor or manager on notice that the time off they are requesting may meet FMLA/CFRA provisions. Immediately contact the County's ADA/TWA/LOA Coordinator for guidance if you have questions when an employee indicates to you that they need medical leave for a serious health condition. It is the employer's responsibility, i.e. the County, to

determine if requested leave is covered by the FMLA/CFRA, and to notify the employee in writing that his or her leave of absence is covered in whole or in part by the FMLA/CFRA.

### **How does designating a leave of absence as FMLA/CFRA benefit the employee?**

The main benefit for regular County employees is that the County continues to pay its share of the health insurance cost premium for up to 12 weeks while the employee is on this type of leave, while the employee pays only his/her usual cost. Extra Help employees are not eligible for this benefit since the County does not make a contribution to health coverage for them. It is important to encourage employees to discuss all benefit issues with the Benefits Division of the Human Resources Department whenever they will be out on an unpaid status.

County policy already requires the County to return regular employees to the same or similar position, so FMLA/CFRA does not provide any additional reinstatement rights. Extra Help employees who are eligible for and request an FMLA/CFRA leave of absence are entitled to return to the same or similar Extra Help assignment. This is an additional right for them.

Absences that qualify for FMLA/CFRA cannot be counted as part of an absenteeism control policy.

### **E. What is a Parental Leave of Absence?**

Parental leave allows employees, regardless of gender, to take a period of time not to exceed thirteen bi-weekly pay periods (six months) to fulfill parenting responsibilities during the period of one year following their child's birth, or one year following the placement of a child with an employee via adoption or foster care. Employees who must assume custody of a minor are also eligible. Employees may use accrued vacation, comp time, holiday credits, and/or up to 30 working days of sick time during their parental leave. However, there is no requirement for an employee to use any of their accrued paid time. This type of leave also needs to be evaluated for FMLA/CFRA eligibility. Please keep in mind that if eligible, the CFRA guarantees new parents the right to take up to 12 weeks of parental leave, so if you have a situation where you are considering denying parental leave in whole or in part, please call Employee & Labor Relations first.

### **F. What is a Personal Leave of Absence?**

Employees can request a leave of absence for personal reasons for a period not to exceed thirteen bi-weekly pay periods (six months). The employee may have very personal reasons for the leave, or may disclose that it is for educational purposes, to take an extended trip, to build a house, etc. The granting of a personal leave of absence is at the Department Head's discretion, and is based on the Department's ability to do without that employee for a period of time as well as the severity of the employee's need. The employee must use all vacation and holiday credits prior to going into unpaid status. The entitlement to payment of the County's portion of health, dental, life, and long-term disability insurance premiums ends on the last day of two full bi-weekly pay periods in which the employee is on an unpaid personal leave of absence.

**G. Can different types of leaves of absence be combined?**

A female employee giving birth to a child can request a medical leave of absence for the period she is certified as disabled and unable to work for medical reasons. After she has been medically cleared to return to work, she can then request up to thirteen bi-weekly pay periods (six months) of parental leave. However, she cannot add on a personal leave of absence on top of a medical and parental leave.

An employee's entire leave of absence period, whether it is strictly a medical leave of absence or a medical leave combined with parental leave, cannot exceed twenty-six bi-weekly pay periods (one year) in duration.

**H. How are leaves of absence approved and how are the forms processed?**

The employee should submit a "Leave of Absence Request Form" to his/her supervisor, who will review the request, sign the form, and submit it to the Department Head or Division Director. For medical leave of absence requests, a statement from the employee's physician indicating what period of time the employee will be unable to work must be attached. Please contact Employee & Labor Relations for guidance if you are having difficulty obtaining a completed "Leave of Absence Request Form" from the employee. The Department Head or Division Director will either approve or deny the request, keeping in mind that those eligible employees with FMLA/CFRA-qualified requests cannot be denied.

If the request for leave is denied, the Department Head/Division Director returns the form to the supervisor, who then returns the form to the employee. Denial of requested leave in whole or in part at the Department Head level may be appealed by the employee to the Human Resources Director, whose decision is final.

If the request for leave is approved, the Department Head/Division Director signs the form and sends it to the County's ADA/TWA/LOA Coordinator at HRD-163. Upon receipt, he/she shall review the request for compliance with Ordinance requirements and FMLA/CFRA eligibility. The ADA/TWA/LOA Coordinator then provides the Department Head/Division Director with a draft letter and a copy of the approved "Leave of Absence Request Form" to send to the employee notifying him/her that the leave has been approved. It is important that the employee be sent this letter as quickly as possible, as it provides information regarding FMLA/CFRA eligibility, the date the leave of absence ends, any requirements that must be met prior to returning back to work, and other instructions. The Department Head/Division Director also sends a copy of the employee's letter to the Civil Service personnel file, and to the department's Payroll/Personnel Services Specialist.

**I. What process is used when an employee returns to work after a leave of absence?**

When an employee is on a medical leave of absence, he or she must provide a statement from his/her medical professional prior to returning to work. This statement must certify that the employee is able to return to work and resume his/her normal duties, or must specify any restrictions or limitations on the employee's ability to perform his/her normal duties.

If the medical professional indicates that there are restrictions or limitations, this medical statement must be provided to the department at least five (5) working days prior to the employee's scheduled return date, so that the department can make a determination as to whether the restrictions or limitations can be met. Managers and supervisors are encouraged to contact the County's ADA/TWA/LOA Coordinator to assist with making this determination. A TWA (Temporary Work Agreement) is used to document the modified work arrangement, if one is feasible.

### *Leave of Absence Instructions and Information*

This Leave of Absence Request Form should be used to request time off from work in excess of two biweekly pay periods, either paid or unpaid, for all reasons except for work related injuries and worker's compensation claims. For work-related injuries and worker's compensation claims refer to the Workers' Compensation Benefits Package.

Please note that an employee granted a leave of absence, unless otherwise provided, has the right to return to a position in the same classification, or equivalent classification in the same department as he/she held at the time the leave was granted.

## **Types of Leave and How They May Interconnect**

### **Leave of Absence for Illness or Injury (Medical Leave)**

Leaves of absence for medical reasons or on account of illness or injury, which are not job incurred. This includes childbirth, disabilities caused or contributed to by pregnancy, miscarriage and abortion or care for an immediate family member who has suffered an illness or injury. Leaves of this type require that the employee use all sick leave credits prior to being in an unpaid status. A physician's statement substantiating the condition is required. Unpaid leave may be granted up to a maximum period of 26 full biweekly pay periods.

### **Leave of Absence for Personal Reasons**

Leaves of absence for personal reasons including extended vacation. All vacation and holiday time must be used prior to being granted unpaid leave. Unpaid leave may be granted for a maximum period of 13 full biweekly pay periods.

### **Parental Leave of Absence**

An employee may be granted a leave of absence to fulfill parenting responsibilities during the period of 1 year following the child's birth, or 1 year following the placement of a child with an employee in connection with the adoption or foster care for the child by the employee. Leave under this section shall be for a maximum period of 13 biweekly pay periods including all time in a paid or non-paid status. An employee is not required to exhaust paid leave prior to being granted Parental Leave but may use up to 30 working days of sick leave.

### **Military Leave of Absence**

The provisions of the Military and Veterans Code of the State of California shall govern military leave of County employees. Orders must be attached.

## Educational Leave of Absence with Pay

(For Educational Leave of Absence without Pay use Leave of Absence for Personal Reasons). Educational leaves may be granted to employees for a maximum of 65 working days during a 52 biweekly period for the purpose of attending a formal training or educational course of study. Eligibility for such leaves will be limited to employees with at least 13 biweekly periods of continuous service and who are not extra help or temporary. Such leaves will be granted only in cases where there is a reasonable expectation that the employee's work performance or value to the County will be enhanced as a result of the course of study. A separate Leave of Absence Request form must accompany this form.

## Other Leave

For more information regarding these types of leaves of absence, refer to the County's Ordinance Code:

- Leave of Absence to Accept Temporary Employment Outside the County Government
- Leave of Absence to Accept a Position in the Unclassified Service
- Leave of Absence to Fill an Unexpired Term in an Elective Office
- Absence Due to Required Attendance in Court.

### *Medical Statement:*

A statement of an attending licensed health care professional certifying the nature, extent, and probable period of your absence MUST be attached to the request if indicated. If you are released to return to work with limitations or restrictions on your ability to perform your normal duties, you must submit the medical statement listing these limitations/restrictions at least five working days prior to the scheduled return-to-work date. The restrictions/limitations will be reviewed to determine whether you can return to work under these conditions.



**Leave of Absence Request Form**

This form can be found on the HR Department website at

<http://hr.smcgov.org/documents/leave-absence-form>

<b>LEAVES OF ABSENCE REQUEST FORM (Including FMLA/CFRA Leaves)</b>											
<i>This form should be used for all requests for leaves of absence from duty, paid or unpaid except for approved work related injuries/claims.</i>											
<b>I. General Information:</b>											
Name: _____ Classification: _____ Date: _____											
Employee ID #: _____ Work Phone: _____ Home Phone: _____											
Department/Division: _____ Pony: _____ Supervisor's Name/Phone: _____											
Home/Mailing Address: _____ <span style="display: block; text-align: center; font-size: small;">Street City State Zip Code</span>											
<b>II. Duration of the Requested Leave:</b>											
Leave Starts On: _____ Expected Return Date: _____											
Is this an extension of an existing leave? Yes <input type="checkbox"/> No <input type="checkbox"/> If yes, indicate your original leave dates: From _____ To: _____											
<b>III. Type of Leave: (Check All That Apply)</b> Please check the reverse side of this form for descriptions of the various types of leaves of absence.											
<input type="checkbox"/> <b>A Leave of Absence for Illness or Injury</b> (FMLA/CFRA) please attach medical documentation <input type="checkbox"/> <b>B Leave of Absence for Personal Reasons</b> please provide supporting documentation <input type="checkbox"/> <b>C Parental Leave of Absence (FMLA/CFRA)</b> please provide supporting documentation <input type="checkbox"/> <b>D Military Leave of Absence (FMLA/CFRA)</b> please attach a copy of orders or supporting documentation <input type="checkbox"/> <b>E Educational Leave</b> please attach Educational Leave Form <input type="checkbox"/> <b>F Other Leave</b> - please specify & provide applicable information and supporting documentation											
<b>IV. Pay Status During the Leave:</b>											
I request: Paid leave: Yes <input type="checkbox"/> No <input type="checkbox"/> Some paid leave and some unpaid leave Yes <input type="checkbox"/> No <input type="checkbox"/> Unpaid leave: Yes <input type="checkbox"/> No <input type="checkbox"/>											
Please identify the number of hours you wish to use OR the priority in which you wish to use your hours. For example, for two weeks off you can enter 40 hours vacation and 40 hours of Comp time. Or, you can put a #1 priority for Vacation and #2 priority for Comp Time. By "prioritizing" you will exhaust all time in the order preferred, if applicable. <i>Please feel free to call your Payroll Specialist for assistance.</i>											
Code	Description	Hours	Priority	Code	Description	Hours	Priority	Code	Description	Hours	Priority
035	Sick Leave			052	Comp/Admin Hrs			055	Jury Duty		
041	Vacation Hrs			090	VTO Hours			056	Military Leave		
061	Leave w/o Pay			048	Holiday Hours			057	Educational Leave w/pay		
<b>V. Notice of FMLA/CFRA:</b> Family Medical Leave Act (FMLA) & California Family Rights Act (CFRA) allows eligible employees 12 weeks or 480 hours of protected time off. Where applicable, the time period of your leave will automatically be covered under FMLA/CFRA, unless you advise your supervisor immediately that you disagree with the determination.											
<b>FMLA/CFRA Eligible</b> (Determined by HRD): Yes <input type="checkbox"/> No <input type="checkbox"/> <b>Signed/Date:</b> _____											
<i>Notes:</i>											
<b>VI. Authorization(s):</b>											
<i>(I fully understand this leave request and have read the instructions and information on the front and back of this form. I understand I am responsible for the cost of my insurance benefits (outside of FMLA/CFRA coverage) and it is my obligation to contact the Benefits Division of the Human Resources Department to make arrangements for premium coverage, where applicable)</i>											
Employee Signature: _____ Date: _____											
Supervisor/Manager: _____ <span style="display: block; text-align: center; font-size: x-small;">Print Name Signature Date</span>											
Division/Department Head: _____ <span style="display: block; text-align: center; font-size: x-small;">Print Name Signature Date</span>											
Human Resources Department: _____ <span style="display: block; text-align: center; font-size: x-small;">Print Name Signature Date</span>											

LOA Form, Page 2:

**Leave of Absence Instructions and Information**

It is the policy of San Mateo County to provide family and medical leave to eligible employees in accordance with the Federal Family and Medical Leave Act (FMLA) and the California Family Rights Act (CFRA). FMLA/CFRA allows eligible employees 12 weeks or 480 hours of protected time. In addition to FMLA/CFRA rights, the County has a generous leave policy for other types of leaves. See below for instructions and information about the type of leave you are requesting.

This **Leave of Absence Request Form** shall be used to request time off from work whether you are requesting leave to be paid or unpaid, for all reasons except for work related injuries. For work related injuries please refer to San Mateo County's Workers' Compensation Benefits Package which you may obtain from your payroll specialist or Risk Management. An employee granted a leave of absence, unless otherwise provided, has the right to return to a position in the same classification, or equivalent classification in the same department as he/she held at the time the leave was granted.

**A. Leave of Absence for Illness or Injury (Medical Leaves for employees and/or their immediately family members)**

A Medical Leave of Absence may be granted for up to 26 bi-weekly pay periods (one year), paid or unpaid, for the employee's own injury or condition. Medical Leaves may include leaves for childbirth, disabilities caused or contributed by pregnancy, miscarriage and abortion. Medical Leaves to care for an immediate family member who has suffered an injury or illness, under FMLA/CFRA can be granted for up to 12 weeks or 480 hours.

Medical Leaves require supporting medical documentation to include when the leave starts and the expected end date. If you are released to return to work with limitations/restrictions or you're unable to perform all of your tasks, please contact your supervisor immediately to discuss the possibility of returning you to work under a Temporary Work Assignment (TWA).

If you feel your condition qualifies for accommodations under the Americans with Disabilities Act (ADA) or the Fair Employment Act, please contact the County's ADA Manager at (650) 363-4700.

**B. Leave of Absence for Personal Reasons**

A Leave of Absence for personal reasons may include an unpaid vacation. All vacation and holiday time must be used prior to being granted unpaid leave. Unpaid leave may be granted for a maximum of 13 52 bi-weekly pay periods.

**C. Parental Leave of Absence**

An employee may be granted Parental Leave of up to 13 bi-weekly pay periods, during the period of one year following the birth of the employee's child or one year following the placement of a child within the employee's home in connection with the adoption or foster care of a child. An employee is not required to exhaust paid leave prior to being granted Parental Leave but may use up to 13 bi-weekly pay periods of sick leave. To be granted leave under this section, the employee must attach medical documentation of the employee's condition and supporting documentation of the adoption or placement of a foster child. Minimum leave for Parental Leave is two weeks, except on two occasions where the leave may be granted for less than two weeks.

**D. Military Leave of Absence**

The provisions of the Military and Veterans Code of the State of California shall govern military leave of County employees. Orders must be attached. Additionally, Eligible employees with a spouse, son, daughter, or parent on active duty or call to active duty status in the National Guard or Reserves in support of a contingency operation may use their 12-week leave entitlement to address certain qualifying exigencies. Qualifying exigencies may include attending certain military events, arranging for alternative childcare, addressing certain financial and legal arrangements, attending counseling sessions, and attending post-deployment reintegration briefings. FMLA also includes a special leave entitlement that permits eligible employees to take up to 26 weeks of leave to care for a covered service-member during a 12-month period. A covered service-member is a current member of the Armed Forces, including a member of the National Guard or Reserves, who has a serious injury or illness incurred in the line of duty that may render the service-member medically unfit to perform his or her duties for which the service-member is undergoing medical treatment, recuperation, or therapy, or is in outpatient status; or is on the temporary disability retired list.

**E. Educational Leave of Absence with Pay**

Educational leaves may be granted to employees for a maximum of 65 working days during a 52 bi-weekly period for the purpose of attending formal training or educational course of study. Eligibility for such leaves will be limited to employees with at least 13 bi-weekly periods of continuous service and who are not extra help or temporary. Such leaves will be granted only in cases where there is a reasonable expectation that the employee's work performance or value to the County will be enhanced as a result of the course of study. A separate Leave of Absence Request form must accompany this form.

**F. Other Leave**

- For more information regarding these types of leaves, refer to the County's Ordinance Code:
  - Leave of Absence to Accept Temporary Employment Outside the County Government
  - Leave of Absence to Accept a Position in the Unclassified Service
  - Leave of Absence to Fill an Un-expired Term in an Elective Office
  - Absence Due to Required Attendance in Court

**Please return the completed Leave of Absence Form with additional supporting documentation, as noted above, to your supervisor. Your supervisor will review your request and send it to the Human Resources Department for processing.**

## 18. LABOR RELATIONS

"Labor Relations" refers to interactions between an employer (management) and an employee organization (union). For public sector employers in the State of California, the Meyers-Milias-Brown Act (MMB) governs labor relations. The MMB's purpose is to "promote full communication between public employers and their employees by providing a reasonable method of resolving disputes regarding wages, hours, and other terms and conditions of employment." The MMB expresses general principles and rights. The San Mateo County Employer-Employee & Labor Relations (EER) Policy defines how these principles and rights are implemented by providing specific procedures for certifying and decertifying employee organizations, conducting representation elections, and other issues relating to relations between the County and unions. The County's EER Policy can be accessed at:

<http://hr.smcgov.org/documents/employer-employee-relations-policy>

### A. What is the role of a union?

MMB provides employees the right to choose a union to represent them in matters of wages, hours and other terms and conditions of employment. MMB also requires that management "meet and confer" or "consult" with elected representatives. Management must provide the union reasonable advance notification of any change in personnel policies, practices or working conditions, and afford the union an opportunity to meet with management prior to implementing any such change.

### B. What is the difference between a union business agent and a steward?

Unions generally have paid employees known as "business agents," "field representatives," "labor representatives," "worksite organizers," etc. These individuals are employed and paid by the union. These business agents generally represent the larger interests of the organization, such as bargaining MOUs, representing employees during disciplinary hearings, and seeking new members.

Union stewards differ from business agents in that they are employees of the County, not of the union. They are elected or are appointed by the union membership to serve as representatives of the larger body of employees in the portion of the unit they represent. Stewards are frequently involved in working with employees on informal complaints and grievances, representing employees during investigatory interviews, and participating in "meet and confer" sessions.

### C. What are a steward's rights regarding attendance at meetings?

Stewards are entitled to reasonable paid official time (also called "release time") to represent employees in investigations or at grievance meetings, to attend meetings where matters affecting employees' "terms and conditions" of employment are discussed, and to "meet and confer" on issues involving the unit. For instance, the budget hearings conducted by the Board of Supervisors are matters affecting the terms and conditions of employment, and stewards would be entitled to reasonable release time to attend such meetings. Similarly, if a department planned on making a change to working conditions, a steward(s) would be entitled to attend a meeting to "meet and confer" over the proposed change. The number of stewards who are allowed release time is specifically referenced in the MOUs.

### **D. When is an employee entitled to union representation at a meeting with his/her supervisor?**

The “Weingarten” decision states that an employee is entitled to representation at any meeting where an investigatory interview is being conducted and where the employee might reasonably believe that the interview could lead to disciplinary action. The employee must request such representation – there is no obligation to advise the employee of this right. Please see [Section 8F](#) for more information on Weingarten rights.

### **E. How do stewards request release time, and must it always be granted?**

When a meeting is being held for which release time is provided, the union sends a written request to Employee & Labor Relations indicating the date, time, and nature of the meeting, and the name of the employee(s) to be released. The MOUs state that requests are to be submitted at least two working days prior to the meeting “whenever possible.” We have reminded all employee organizations of the two-day notification requirement and advised them that failure to provide two days notice may result in denial of the request. Employee & Labor Relations reviews the request to determine whether the meeting fits the criteria for release time, and then contacts the supervisor/manager of the employee for whom release time is being requested, and notifies them of the time, date, location and nature of the meeting.

The operating department has the authority to approve or deny the release of the employee based on workload and coverage considerations. You should make every effort to release the employee, particularly if the request is made in advance of the meeting. If the employee cannot be released, you should immediately contact Employee & Labor Relations to discuss the rationale for denying the request. Requests should only be denied in cases where the employee’s absence will adversely impact County services. In cases where the release time is requested well in advance, the supervisor/manager should take all possible steps to cover for the employee if his/her absence would otherwise be disapproved.

Some unions use a more informal method of requesting release time by merely having the employee ask his/her supervisor to be released to attend the meeting. If this system is working for you, there is no need to follow the more formal process described above. If you are having problems with an informal process, contact Employee & Labor Relations and we will notify the union of the need to follow the formal process defined in their MOU.

### **F. What is Agency Shop?**

MMB allows unions to negotiate a provision which requires all employees in the representation unit who are not dues-paying members to pay the union an “Agency Shop” or “Service” fee in lieu of dues. The Agency fee is generally a slightly lower amount than membership dues since it cannot, by law, include the percentage of dues the union uses for political activities. Agency shop payers must, by law, receive the same representation as dues paying members, except that they are not entitled to participate in union elections or to participate in votes to ratify/reject MOUs.

## **G. What is "prior notification," and why is it required?**

By statute and contract, unions have the right to be notified about planned changes in the terms and conditions of employment, and to meet and express their views prior to implementation of the changes. Management has a duty to meet in good faith and to give full consideration to the opinions and suggestions of unions in the meet and confer process.

The Employee & Labor Relations Division is available for consultation regarding the process for meeting and conferring with employee organizations when there is a rule or workplace change that impacts that organization's employees, from the initiation of this process to conclusion. Please consult with Employee & Labor Relations whenever you initiate a change in order to determine if you must or should notice employee organizations and/or meet and confer.

## **H. What is "meet and confer?"**

As part of the County's relationship with the employee organizations, and as required by California law, management must provide reasonable advance written notice to employee organizations whenever it intends to implement a rule or workplace change that will likely affect employees in that department or unit. San Mateo County has incorporated this requirement into each of its Memoranda of Understanding (MOUs).

At the employee organization's request, management has the obligation to meet and confer regarding the matter before implementation occurs, even if you have involved the employees in developing the planned changes and they are in agreement.

### *Who is covered?*

All County Departments and Divisions are covered and these guidelines should be considered and used by all County management staff. One or more employee organizations may be involved, depending on the issue and which employees are likely to be affected.

### *What is the identifying trigger?*

The need to provide employee organization(s) with advance notice and an opportunity to "meet and confer" is triggered any time the management of a department or sub-unit of a department plans to make a workplace change, and that change is likely to affect represented employees in some manner, even if the represented employees have agreed to the change. Workplace changes include issues involving wages, hours, and other terms and conditions of employment.

Some examples of common situations that would trigger the need to notify employee organizations and meet and confer if requested, include the following:

- Establishing or adjusting a departmental sick leave policy
  - Example: Management would like to implement a rule that all employees in the unit bring in a doctor's note whenever they call in sick on a Friday or a Monday.
- Changing a unit's working hours

- Example: Management would like to change the “closing time” of an office from 5:00 p.m. to 7:00 p.m. two days per week.
- Establishing or adjusting an alternative work schedule
  - Example: Management wants to establish a 9/80 workweek in place of the traditional 40-hour workweek as a means to better service its customers.
- Establishing or adjusting performance standards
  - Example: Management wants to establish standards for the quality or quantity of work to be performed.

Not all changes trigger meet and confer obligations. The County’s Employer-Employee & Labor Relations Policy states that “the County retains the exclusive right to determine the methods, means, and personnel by which County government operations are to be conducted.” Decisions to make these types of changes are not subject to meet and confer. However, the County is still required to notify the union(s) of the change and meet and confer over the impact of the change.

For example, a change in your computer system has the result of certain employees being required to enter and write their own reports, replacing the old method of support staff doing this work for them. While the computer change itself does not require notice to employee organizations, the impact the change may have on those employees being required to enter their own data and write reports does require notice to employee organizations.

While the above examples are helpful, they are not exhaustive. Departments should contact their Employee & Labor Relations representative for guidance any time a change is contemplated.

***What do we do if we decide to make a change?***

After consulting with Employee & Labor Relations, notify the employee organization(s) of the change in writing. The notice should describe the proposed change in detail and explain why the change is being planned. The written notice should be sent a minimum of four weeks before the proposed implementation date, providing two weeks for the employee organization(s) to receive the letter and decide if they want to meet, and at least two additional weeks to schedule a meeting or meetings. In cases involving major or complex changes, more time should be allowed as multiple meetings may be necessary. Please see [Sample Notice to Union\(s\)](#).

If not contacted by the employee organization(s), implement the change. If contacted by an employee organization, set a mutually agreeable date and time to meet.

***What do we do to prepare for the meeting?***

It is important that you adequately prepare so that you present yourself at the meeting as being organized and knowledgeable about the specifics of the change and the reasons for the change. It is essential that management be able to explain the issue that is generating the need for the change.

We recommend that prior to the meeting you develop a document (or chart) that illustrates how the unit operates now, and how the unit will operate after the change. You might use separate pages for each or do a side-by-side comparison chart. Additionally, you should list the primary reasons for the

change, and the benefits to the department or unit attributable to the proposed change, as well as any benefits to the affected employees.

You will have the most success with the implementation if any potential issues are resolved beforehand. Remember that the union may present facts or issues that you had not considered. Anticipating and troubleshooting potential faults or problems with the proposed plan is helpful. For example, put yourself in the place of the employees and the union, and analyze the proposed change from their perspective.

### *Who attends the meeting?*

You can expect a union representative, the union steward and one or more affected employees to attend. The union gets to select which employees attend, and often employees selected may not be those that will be directly impacted. Management can object to the number of employees if it impacts coverage or other operational needs.

Management may have one or more representatives attend. Generally, Department Heads do not attend, as they might be required to review any final decision that is made. Management also has the option of asking Employee & Labor Relations to send a representative to attend.

### *What do we do at the meeting?*

Start the meeting by explaining the proposed change and the reasons for the change. You should use the comparison document you prepared as a guide to assist you in explaining the change, and you might also prepare an outline of the plan to share with those in attendance.

It is essential to remember that you must participate in this meeting in good faith. The Meyers-Milias-Brown Act, governing management-labor relationships in California local governments, mandates that you shall have the “obligation personally to meet and confer promptly upon request” and “continue for a reasonable period of time in order to exchange freely information, opinions, and proposals, and to endeavor to reach agreement on matters within the scope of representation.”

The representative(s) may ask questions during your presentation. It is appropriate to answer questions that you feel comfortable answering. It is also appropriate to respond by saying that you’ll have to research the question asked and that you will get back to them. It is essential that you do then get back to the representative(s) with the answers.

After you have completed your presentation, the employee organization representative(s) may offer their opinion on your proposal and present alternative suggestions. It is important to listen to their point of view. The employee organization may present facts or issues that you had not considered. Also, if an alternative approach is presented that meets your stated goals, you must fairly consider it and adopt it unless it involves additional costs or results in operational problems.

The union may also say they need to consider the proposal, and ask to schedule another meeting to present their response. Always schedule this next meeting and agree to a date at the time it is proposed, ensuring that the process moves forward. Call Employee & Labor Relations for guidance any time an

employee organization cancels a meeting at the last minute, or appears to be delaying or slowing down the process.

Always take what the employee organization(s) representative(s) say under advisement and assure those at the meeting that you will get back to them. You should not become argumentative at the table, and only commit to changes at the table that you are sure are within County and Departmental management parameters. The decision to make changes or implement as originally planned should usually be made only after a subsequent meeting with management, and where appropriate, Employee & Labor Relations.

*What do we do after the meet and confer?*

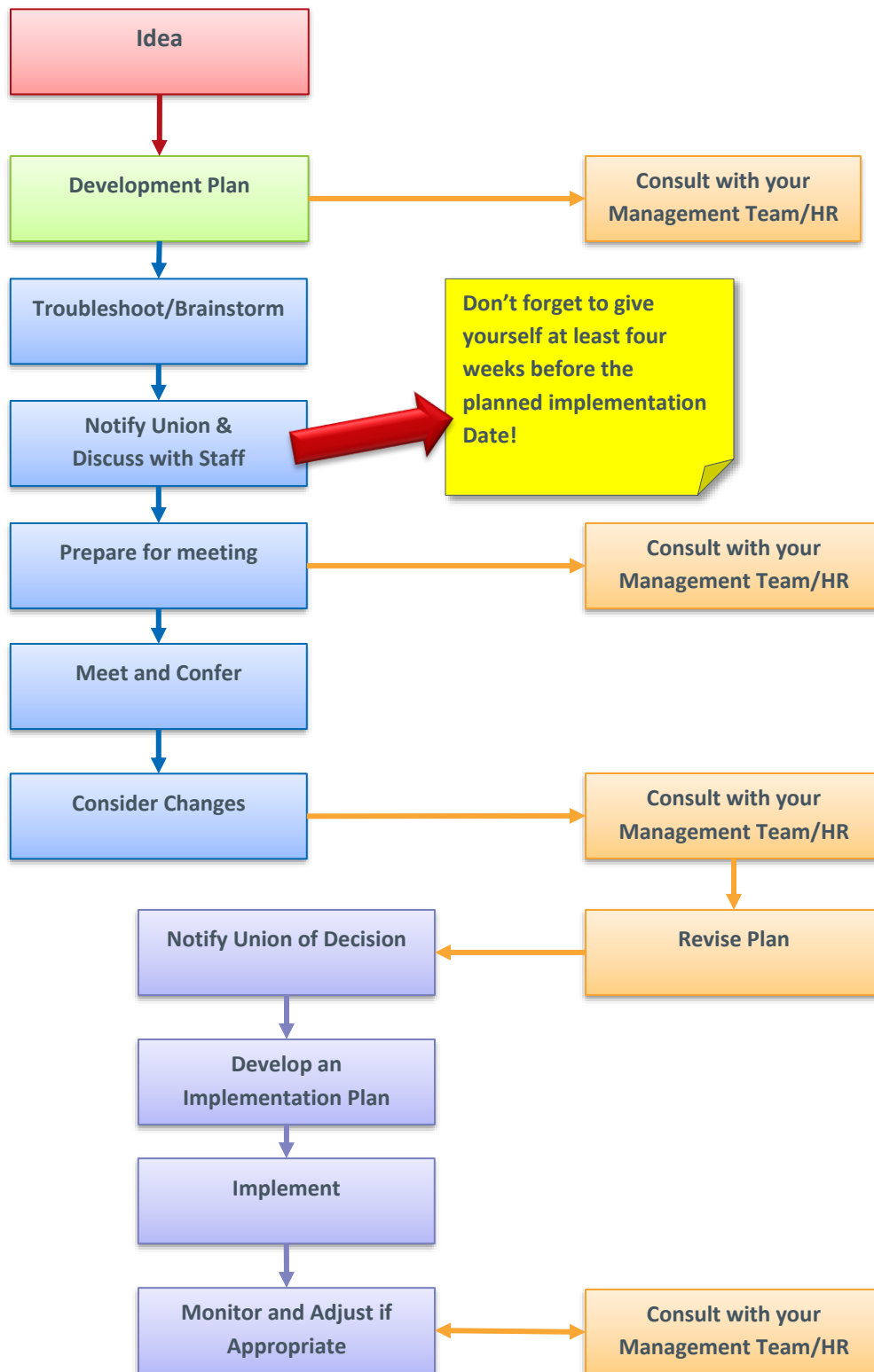
Meet with upper management and/or Human Resources to finalize the plan. Analyze proposed changes and alternatives that were made at the meeting, and incorporate them if they allow you to reach your objective without incurring excess cost or experiencing operational problems.

In your file, document the specific reasons why any proposed change/alternative has not been incorporated into the plan. This documentation will assist you later if your final plan is questioned, or if unforeseeable issues arise during implementation. If you do not have union agreement on the plan you intend to implement, contact Employee & Labor Relations to discuss this process and receive guidance on how to proceed.

Contact the employee representative(s) and verbally advise them of what you can and cannot agree to. Prepare a written document outlining the final plan and advise the employee representative(s) of the final plan. You will also need to communicate this information to the affected employees.



“Meet and Confer” Flowchart



**I. What can I do to encourage successful labor relations?**

- Be alert to the usual causes of potential grievances, and correct minor irritations promptly.
- Be familiar with the MOU(s) and other written policies/agreements.
- Do not knowingly violate the MOU. When a mistake is made, take ownership and move to promptly correct it.
- Stay informed about what is going on in your unit. Take an active role in monitoring morale and be available to help solve problems.
- Encourage and respond to constructive suggestions.
- Don't make promises you can't keep or you don't have the authority to deliver.
- Follow through on what you do promise.
- Keep the union informed about what is going on that may be within their scope of concern. Don't let the union learn about changes from their members before they hear it from you.
- Be prepared for any meeting with the union – both to present your own issues, and respond to theirs.
- Be credible and trustworthy – model the behavior you want in return.
- When provoked, try to respond with humor. When challenged, be diplomatic. If limit setting is needed, do it calmly and cleanly.
- Assume good will – don't ascribe malicious intent until all the evidence is in. You can always escalate.
- Attend to the relationship. How you behave when it doesn't matter affects how you will be treated when it matters a lot.

## Sample Notice to Union(S)

[DATE]

[UNION PERSON]

[UNION NAME]

[ADDRESS]

Dear [UNION PERSON]:

We have been experiencing problems with weekend registrations in our customer service center. We are required to provide registration coverage 24 hours per day and 7 days per week. Currently, staff are assigned weekends on a rotating basis (four weekends on and four weekends off). The problem we are encountering is with sick calls. Currently, when someone calls in sick, it is up to either the service center supervisor or the on-duty staff to call around and see if anyone is willing to come in and cover. We have experienced situations where no staff is available to cover, which puts us in a situation of having staff work double shifts on weekends.

To remedy this situation, we are proposing that staff be placed on-call for weekends. The on-call staff would receive on-call compensation and would be paid overtime if called in as provided in the MOU. We would first ask for volunteers for on-call assignments and then, for weekends where there are not volunteers, we would assign staff to be on-call, on a rotating basis, based on seniority. This way, staff would know well in advance when their on-call weekend was to occur. We would also allow staff to “trade” assigned on-call weekends due to conflicts with other commitments. We would start by having one individual on-call each weekend on a trial basis. This would work as long as sick calls are kept to a minimum. If we continue to experience multiple sick calls on the same weekend, we would need to add a second individual to each weekend on-call assignment. We have not polled staff about this, but I believe that there will be staff that want to be assigned on-call in order to earn the extra money.

Attached is a sample on-call schedule showing how this would work. We plan to implement the on-call system beginning [DATE – MINIMUM OF 6 WEEKS BEFORE IMPLEMENTATION]. Please call me at [PHONE] if you have any questions or if you wish to meet regarding this matter. To facilitate timely implementation, I would request that, if you do wish to meet, that meeting be held no later than [DATE – THREE WEEKS FROM DATE OF LETTER].

Sincerely,

[NAME]

[TITLE]

cc: Department Head  
Employee & Labor Relations

## Positions Represented By Unions

*MOUs are found online at <http://hr.smcgov.org/memorandum-understanding-mou>*

- **American Federation of State, County and Municipal Employee (AFSCME)**
  - Healthcare positions (excluding Physicians, Registered Nurses, and Clerical/Support positions)
  - Institutional Services (Cooks, Dietitians, Food Service Workers, etc.)
  - Parks Department (excluding Clerical & Support positions)
  - Planning Department (excluding Clerical & Support positions)
  - Plant and Equipment Maintenance positions (Custodians, Stationary Engineers, Utility Workers, etc.)
  - Human Services positions (Benefits Analysts, Social Workers, Deputy Public Guardians, etc)
  - Public Safety Dispatchers
  - Telephone Operators
- **AFSCME Extra-Help**
- **Building and Construction Trades (BCTC)**
  - Road Maintenance Workers, Road Equipment Operators, Equipment Mechanics, Plumbers, Electricians, Painters, Carpenters, Locksmiths
- **California Nurses' Association (CNA)**
- **Registered Nurses**
- **Deputy Sheriff's Association (DSA)**
- **Safety: Deputy Sheriffs, Correctional Officers, District Attorney's Inspectors**
- **Non-Safety: Deputy Coroners, Criminalists, Forensic Specialists, ID Technicians, Property Officers**
- **Organization of Sheriff's Sergeants (OSS)**
- **Sheriffs Sergeants, Senior District Attorney's Inspectors**
- **Probation and Detention Association (PDA)**
  - Probation Officers, Group Supervisors
- **Service Employee International Union (SEIU)**
  - Accountants, Administrative Assistants, Buyers, and miscellaneous administrative positions
  - Appraisers and Auditors
  - Child Support Analysts
  - Clerical and Support Services positions
  - Information Services positions
  - Library positions
- **For SEIU Extra-Help MOU**
- **Union of American Physicians & Dentists (UAPD)**
  - Physicians
- **San Mateo County Council of Engineers (SMCCE)**
  - Professional Engineers

## 19. REFERENCE CHECKS

When considering someone for a position, you need to consider several factors and determine critical background areas for the position.

**For line staff, suggested areas include:**

- ✓ Job knowledge/duties performed
- ✓ Quality and Quantity of Work
- ✓ Work Habits/Attendance
- ✓ Interpersonal Skills
- ✓ Initiative shown/Decisions made
- ✓ Corrective/Disciplinary actions
- ✓ Relationship with supervisors and management personnel
- ✓ General conduct (type of behavior)

**For supervisory/management positions, suggested areas include:**

- ✓ Job knowledge/related accomplishments
- ✓ Reasons for prior job changes
- ✓ Management style
- ✓ Personal attributes
- ✓ Strengths
- ✓ Areas for improvement
- ✓ Relationships with direct reports

**Guidelines for conducting reference interviews for applicants are:**

- ✓ Prepare your questions in advance.
- ✓ Use a format that will facilitate note-taking.
- ✓ Let reference know that information will be kept confidential.
- ✓ Be clear and specific.
- ✓ Be persuasive and persistent.
- ✓ Paraphrase responses back and ask for clarification.
- ✓ As you progress through your list of references, focus on areas where concerns and/or gaps of information appear to exist.
- ✓ Call reference back if you still have questions.

**If the applicant is a current or former County employee, contact Human Resources (phone 363-4343) to schedule an appointment to review the applicant's Civil Service personnel file in Redwood City. You may also contact your Employee & Labor Relations representative for further guidance.**

Occasionally you may receive written or telephonic reference checks requesting information about current or former employees.

### **A. What guidelines should I follow?**

We recommend that the following guidelines be followed in responding to employment questions:

- a. If you have any reason to believe that the person requesting information is not a potential employer or a licensing agency, do not give out information.
- b. Provide information only in response to a verbal or written request for information. Do not volunteer information without a request for such information.
- c. Do not give out any information that is not accurate, factual, and documented in the personnel file.
- d. If you do provide information, you must provide any significant negative information as well as positive information. (This point is explained in greater detail in section C below).
- e. The personnel file itself, or any written documents from the file should be released only with a release from the former employee or in response to a subpoena. Prior to releasing information in response to a subpoena, you should contact County Counsel to ensure the correct legal process is followed.
- f. Medical information should never be provided unless you receive an original signed release from the employee, and the release includes a specific statement that authorizes the release of that information. Care needs to be taken to ensure that you do not provide information beyond the scope of any medical request.
- g. Do not provide information if there is any connection, other than the employer-employee relationship, between you and the person about whom information is being sought, without prior consultation with Employee & Labor Relations or your Personnel Services Analyst.

### **B. What other facts do I need to know?**

California statute provides a qualified privilege for information given to potential employers or licensing agencies who contact the County seeking information. A qualified privilege means that no damages can result from your action, provided that you are not found to have been malicious. In addition to the guidance in Section A above, the following criteria must also be met:

- a. Any statement you make must be made without malice. You and the County would be at peril if it could be shown that any statements which you made were made out of ill will toward the employee, if you lacked reasonable grounds for believing your statements to be true, or if the statements are made for a reason other than to protect the interest of the person seeking information (for instance, if your statements are made because of a previous grudge, a desire for someone else to get the job, etc). If there is any fact that could indicate that you would be responding other than as an objective person, you should not respond. In these cases, seek guidance from your supervisor as to whether he or she, or some other manager, might provide the response.

- b. You must honestly believe the information you give to be true, and should never give out erroneous information. To meet these criteria, we recommend that you give out factual information borne out by the person's personnel file and that you not express opinions. If an employee was dismissed for excessive absenteeism and the dismissal and reason are documented in the file, it would be appropriate to state this fact. If the employee resigned and there is no written documentation stating that the employee was absent too often, it would not be appropriate to express your opinion that the employee's attendance record was below standard.

### C. What are the most common pitfalls?

The two primary pitfalls to avoid are (a) providing information to anyone not considered a "person with an interest" (California statute), and (b) providing positive information without disclosing significant negative information (California case law).

- a. A "person with an interest" is defined as someone who is in good faith considering hiring your employee, or is from a licensing agency. You should never give out information if you have reason to believe that the person is not who they say they are or if they are merely curious about an employee.
- b. Recent California case law has held employers liable for providing positive feedback to a future employer, while withholding significant negative information. The most extreme example was that of a school that provided positive reviews of a vice principal to a prospective employer, but failed to disclose that the vice principal had molested a child. Other examples that would clearly apply include acts of violence, stealing, and dishonesty. If you have an employee or former employee with a record of one or more negative acts, the best practice is to discuss with Employee & Labor Relations before communicating anything to the reference checker.

While violence, physical abuse, and stealing are clear examples of significant negative acts, managers and supervisors will need to use their judgment as to whether lesser acts meet this test. For example, you are not obligated to disclose a singular incident in which an employee was dishonest in explaining why he was 10 minutes late for work one day; but you would need to disclose that a person was dishonest in falsifying records that resulted in a family friend receiving preferential treatment over other clients.

Since this is an area that is likely to expose you to the most liability, we advise you to contact Employee & Labor Relations prior to providing reference information anytime it involves an employee or former employee who was terminated for cause, resigned in lieu of dismissal, or was subjected to the equivalent of a suspension as a result of wrongful conduct. Employee & Labor Relations can assist you in providing your response based on that employee's specific circumstances.

## Online Resources

*Updated August 28, 2014*

- County Intranet: <http://intranet.co.sanmateo.ca.us>
  - Supervisor Resources
    - Supervisor Online Support (SOS)
- County Ordinance Code: [http://library.municode.com/HTML/16029/level2/TIT2AD\\_ART2.7COEM.html#TOPTITLE](http://library.municode.com/HTML/16029/level2/TIT2AD_ART2.7COEM.html#TOPTITLE)
- County Charter: <http://countycounsel.smcgov.org/sites/countycounsel.smcgov.org/files/documents/files/Charter%202012.pdf>
- Administrative Memos: <http://cmo.smcgov.org/administrative-memorandums>
- Human Resources Department Website: <http://hr.smcgov.org>
  - Employee & Labor Relations: <http://hr.smcgov.org/employee-and-labor-relations>
    - MOUs, Employer-Employee Relations Policy, Job Classification Table, Benefits-At-A-Glance for Bargaining Units, Contact Employee and Labor Relations
  - Civil Service Commission Rules: <http://hr.smcgov.org/civil-service-commission-rules>
  - Personnel Services: <http://hr.smcgov.org/personnel-services>
    - Job Descriptions: <http://hr.smcgov.org/job-descriptions>
    - Classification & Compensation: <http://hr.smcgov.org/classification-compensation>
  - Policies: <http://hr.smcgov.org/county-policies>
  - Publications: <http://hr.smcgov.org/hr-publications>
    - Forms, FAQs, HR Blogs, Policies, and Reports
  - County Initiatives: <http://hr.smcgov.org/initiatives>
    - Employee Engagement, CPMS (Collaborative Performance Management System), Agile Organization
  - Employee Benefits: <http://hr.smcgov.org/employee-benefits>
    - EAP (Employee Assistance Program): <http://hr.smcgov.org/employee-assistance-program-eap>
  - Employee Wellness Program & Work-Life Services: <http://hr.smcgov.org/employee-wellness-program-work-life-services>
  - Training & Development: <http://hr.smcgov.org/training-development>
    - LMS (Learning Management System): <http://hr.smcgov.org/learning-management-system-lms>
- Yammer (online communication & collaboration site for SMC Employees): <https://www.yammer.com/smcgov.org>



## Index

- 3 Phases of the Skelly Process, 44
- Alternative Work Schedules, 157
- Below Standard Evaluation, 23
- Civil Service Appeals, 143
  - Disciplinary Action, 146
    - guidelines, 143
    - how, 143
  - Performance Evaluations, 144
  - What can be appealed, 143
- Civil Service Personnel File, 14
- Classified and Unclassified Employment, 149, *See* Classified Employment
  - Unclassified Employment, *See* Classified Employment
- Comparison, 152
- Classified Employment, 149
- Conduct, 38, 79
  - not meeting expectations, 79
  - Progressive Discipline, 80
  - Sample Counseling Memo, 84
  - Sample Letter of Reprimand, 86
  - Sample Letter of Warning, 85
  - Sample Skelly Decision Letter, 89, 93
  - Sample Skelly Intent Letter, 87
  - Sample Skelly Letter of Intent, 91
  - Supervisor Responsibility, 79
    - what to do, 80
- Corrective Action and Disciplinary Action, 39
- County Ordinance Code, 30
- Department Personnel Files, 14
- Discussion of Performance, 59
- Documentation
  - definition, 13
  - Example, 16, 19, 23
  - files, 14
  - what to document, 13
  - why, 13
- DOCUMENTATION, 12
- EAP, 134
  - how employees use it, 134
  - referral, 135
  - referral checklist, 137
  - referral guideline, 136
  - Supervisor responsibility, 134
- Employee Assistance Program. *See* EAP
- Example/Sample
  - Acknowledgement Letter, 37
  - Assignment to work at alternate location letter, 110
  - Below Standard Evaluation, 23
  - Counseling Memo, 84, 126
  - Interview Questions, 107
  - Leave Restriction Letter, 127
  - Letter of Reprimand, 86, 129
  - Letter of Warning, 85
  - Performance Plan, 54, 55, 56, 58
  - Performance Report, 71
  - Pre-Evaluation Memo, 64, 66
  - Probationary Employee Termination, 33
  - Probationary Extension, 19
  - Probationary Period Extension, 31, 32
  - Probationary Rejection, 16
  - Resignation, 36
  - Skelly Decision Letter, 76, 89
  - Skelly Decision Letter, 93
  - Skelly Decision Letter, 132
  - Skelly Intent Letter, 87, 91, 130
  - Skelly Intent to Dismiss, 73
  - Supervisor Transition Memo, 69
  - Transfer or Demotion, 34
- Family and Medical Leave (FMLA), 167
- Feedback Sessions, 59
- FLSA Covered Employees in Work Group 1, 160
- FLSA Exempt Employees in Work Groups 2 and 5, 160
- Form
  - FMLA-CFRA Leave Policy and Medical Certification Form, 112
  - Leave of Absence Form, 166, 173
  - Leave of Absence Request Form, 173
  - Report of Incident or Unsafe Condition, 106
- Grievance and Appeals, 138
  - Matrix, 139
- Grievance Process, 140
  - Steps, 140
  - Steps (graphic), 142
- Informal Flex Schedules, 160
- job specification table, 27
- Labor Relations. *See* Union
- LABOR RELATIONS, 175
- Layoff
  - Post-Employment Rights, 156
  - Process for at risk employee (graphic), 155
- Layoffs

- How are layoffs determined, 154
- LEAVES OF ABSENCE, 166, *See* LOA
- LOA
  - “Reduced” or “Intermittent” FMLA/CFRA leave, 168
  - approval process, 170
  - Combine leave types, 170
  - Educational Leave of Absence with Pay, 172
  - employee returning, 170
  - Family and Medical Leave (FMLA), 167
  - FMLA, 168
  - FMLA/CFRA eligibility, 167
  - hold the employee’s position, 166
  - Illness or Injury (Medical Leave), 167
  - Leave of Absence for Personal Reasons, 171
  - Leave of Absence Request Form, 173
  - medical certification form, 168
  - Medical Statement, 172
  - Military Leave of Absence, 171
  - Other Leave, 172
  - Parental Leave of Absence, 169, 171
  - Personal Leave of Absence, 169
  - Serious Health Condition, 168
  - Types of Leave and How They May Interconnect, 171
- Non-Punitive Discipline, 81
  - Objectives, 82
  - Overview, 82
- Non-Punitive Discipline, 39
- Online Resources, 188
- Performance, 38
  - Evaluation Flowchart, 63
  - evaluation process, 59
  - expectations, 50
  - not meeting expectations, 61
  - Sample Evaluation Memo, 64, 66
  - sample objectives, 51
  - Sample Performance Plan, 54, 55, 56, 58
  - Sample Performance Report, 71
  - Sample Skelly Decision Letter, 76
  - Sample Skelly Intent to Dismiss Letter, 73
  - Sample Transition Memo, 69
  - Supervisor responsibility, 49
- PERFORMANCE, 49
- Performance and Conduct
  - corrective action, 39
  - disciplinary action, 39
  - distinction, 38
  - non-punitive discipline, 39
  - the difference, 38
- PERFORMANCE AND CONDUCT, 38
- Performance Evaluation, 60
- Performance or Conduct, 40
- Probationary Extension due to Performance, 19
- Probationary Periods
  - extension, 28
  - fail probation, 29
  - grievance/appeal, 30
  - how long, 27
  - pass probation, 29
  - request for transfer/demotion, 34
  - Sample, 31, 32, 33
  - Sample acknowledgement, 37
  - Sample resignation, 36
  - supervisory responsibilities, 28
  - transfer, 29
  - vacation while on probation, 30
  - Who, 27
- PROBATIONARY PERIODS, 27
- Probationary Rejection for Attendance, 16
- Reference Checks
  - Common Pitfalls, 187
  - Guidelines, 186
- REFERENCE CHECKS, 185
- Rest Breaks, 157
- Sample 4/10 and/or 9/80 Work Schedule Agreement, 162
- Seniority
  - approved leave of absence, 153
  - breaks in County service, 154
  - Extra Help time, 153
  - FMLA, 153
  - how is a tie broken, 154
  - How is seniority calculated?, 153
  - overtime, 153
  - probationary status, 154
  - unclassified service, 153, 154
  - voluntary time off (VTO), 153
  - workers’ compensation, 153
- SENIORITY & LAYOFF, 153
- Skelly Process, The
  - Decision Letter, 48
  - Employee reply, 46
  - intent letter, 44
    - how, 45
    - who, 45
  - procedures, 42
  - Sample Decision Letter, 76, 89, 93
  - Sample Intent letter, 87, 91
  - Sample Intent to Dismiss Letter, 73
  - steps, 43
- SKELLY PROCESS, THE, 41
- Special Performance Evaluations, 60

- Substandard Performance Evaluations, 60
- Supervisory Files, 14
- Timeliness of Performance Evaluations, 60
- transfer, 29
- Unclassified Employment, 149
  - changing from classified, 150
  - changing to unclassified, 150, 151
  - examinations for positions, 150
  - health benefits, 151
  - how to hire, 150
  - Measure D, 149
  - retirement benefits, 151
  - transfers, 151
  - what positions, 149
  - why, 149
- Unclassified Employment, 150
- Union
  - Agency Shop, 176
  - business agent or steward, 175
  - Meet and Confer, 177
  - Meet and Confer Flowchart, 181
  - Positions Represented By Unions, 184
  - role of a union, 175
  - Sample Notice to Union(S), 183
  - stewards, 176
  - steward's rights, 175
  - successful labor relations, 182
  - union representation, 176
- vacation, 30
- Websites, 188
  - Administrative Memo E-13, 52
  - Civil Service Commission Rules, 44
  - Contact Employee & Labor Relations, 11
  - County Intranet, 11
  - Employer-Employee Relations Policy, 175
  - FMLA-CFRA Leave Policy and Medical Certification Form, 112
  - HR Website, 3
  - Incident Report
    - Unsafe Condition Form, 106
  - Job Classification Table, 27
  - Leave of Absence Form, 166, 173
  - MOU, 140, 184
- WORK SCHEDULES, 157