



**SAN MATEO**  
**COUNTY HEALTH**

All together better.

# North Fair Oaks Council Health Study Session

Update and Dialogue

Srija Srinivasan, Claudia Flores, Chris King, Scott Gilman, Carlos Morales,  
Dr. Mariam Hashoush, Jack Nasser, Raul Ramirez, Nina Rhee, Dr. Anand Chabra

May 19, 2022

**Our MISSION is  
to help everyone in San Mateo  
County live longer and better lives**



**SAN MATEO  
COUNTY HEALTH**

All together better.

# OUR MISSION IN ACTION

## PROTECTING PUBLIC HEALTH



PREVENTING  
HEALTH PROBLEMS



MONITORING THE  
ENVIRONMENT AND  
PROMOTING  
COMMUNITY HEALTH

## SERVING AS A ROBUST SAFETY NET



PROVIDING A  
CONTINUUM OF  
CARE



SERVING OUR  
MOST VULNERABLE  
RESIDENTS

# Grateful for your leadership in furthering health for North Fair Oaks residents

- Leaders in every sector have become public health leaders
- The pandemic has exposed longstanding inequities
- Our learnings drive our work to continue getting better

# We urge continued vigilance during this period of increased virus transmission



## San Mateo County COVID-19 Data Dashboard

Data up to and including May 9, 2022 as of 1:00pm



Select time frame for case data:

Last 30 Days

Historical

Total Cases  
**5,562**

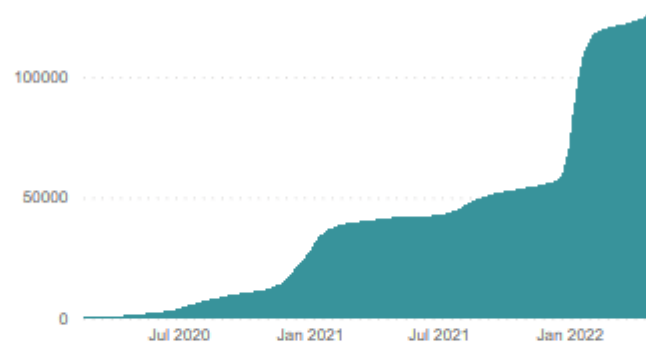
Cases by Sex

Female **2853**  
Male **2616**  
Other **4**

R-eff  
**1.09**

- R-eff is the average number of people an infected person will infect  
- Represents rate at which COVID-19 is spreading  
- Value less than 1 means decreasing spread  
- Value greater than 1 means increasing spread  
Source: CalCatal ensemble for 5/1/2022, accessed on 5/5/2022

Total Cases by Episode Date

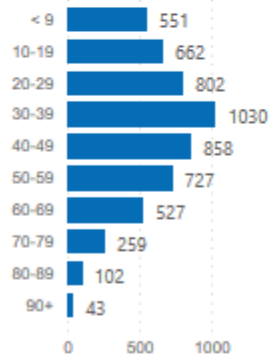


Total Deaths  
**755**

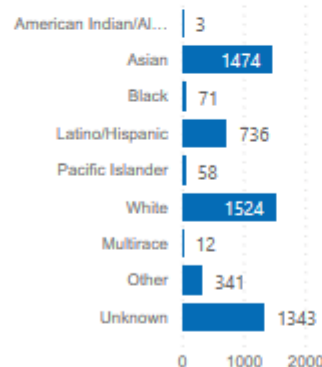
Deaths by Sex

Female **347**  
Male **408**

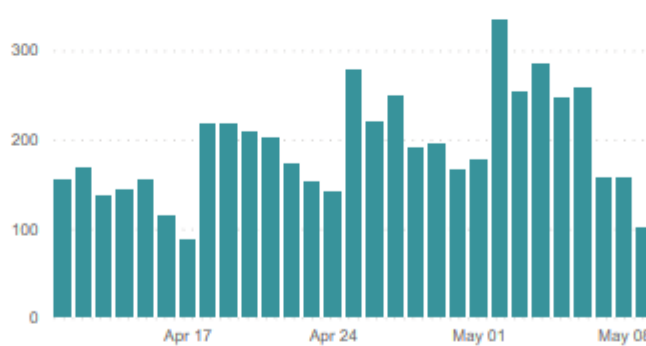
Cases by Age Group



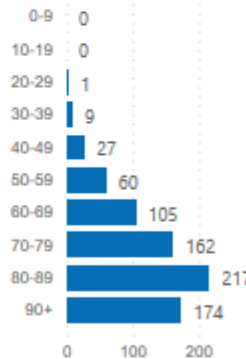
Cases by Race/Ethnicity



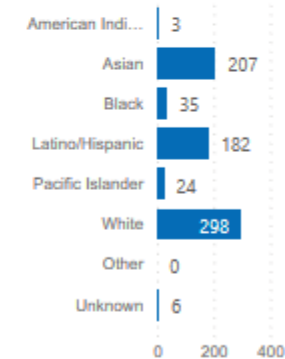
Cases by Episode Date



Deaths by Age Group



Deaths by Race/Ethnicity



Because of limited testing capacity, the number of cases detected through testing represents only a small portion of the total number of likely cases in the County. COVID-19 data are reported as timely, accurately, and completely as we have available information as we receive information that is more complete and will change over time as we learn more. Cases are lab-confirmed COVID-19 cases reported to San Mateo County Public Health by providers, commercial laboratories, and academic laboratories through results through the California Reportable Disease Information Exchange. A lab-confirmed case is defined as detection of SARS-CoV-2 RNA in a clinical specimen using a molecular amplification detection test. Cases are counted by episode date, as the earliest of: case symptom onset date, sample collection date, date of laboratory result, or date of death. Deaths reported in this dashboard include only San Mateo County residents; death data last updated May 5, 2022.



**SAN MATEO COUNTY HEALTH**

All together better.

# We urge continued vigilance during this period of increased virus transmission



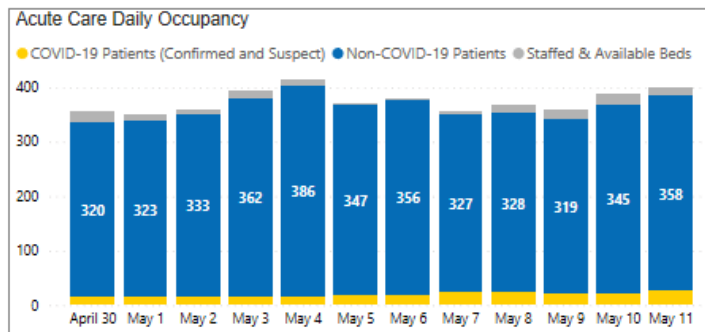
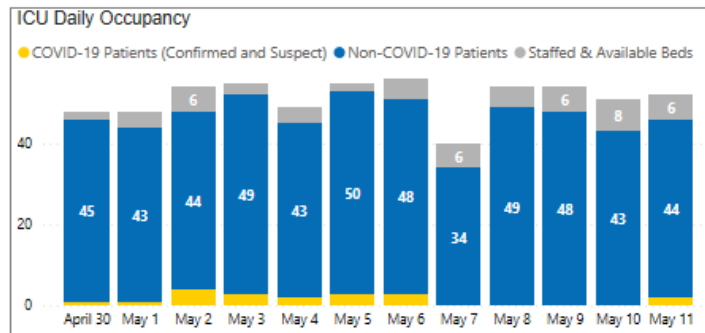
## San Mateo County COVID-19 Hospital Data



Data up to and including May 11, 2022 as of 1:00pm

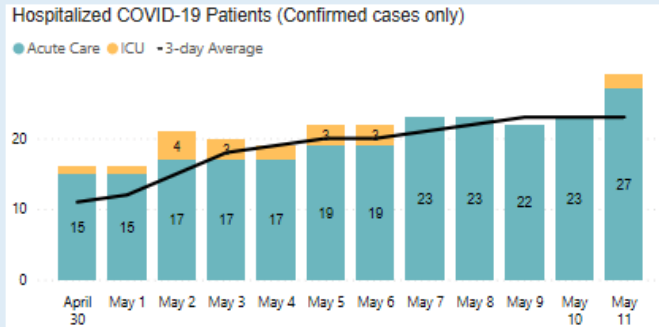
These data are a snapshot of the capacity of hospitals reporting data to San Mateo County Health. It is not uncommon for these data to vary from day to day due to normal fluctuations in the number of patients cared for in the hospitals. If a hospital does not report a daily census, data from the previous day are used for the non-reporting hospital. Data reported may also include patients transferred from other locations and are referred to as out of County transfers. Out of County transfers may include both COVID-19 and non-COVID-19 cases. As of 12/27/2020, ventilators available and 'staffed and available' bed data source is HAVBED (Hospital Available Beds for Emergencies and Disasters) hospital poll via ReddiNet.

Currently Hospitalized COVID-19 Patients	Confirmed	<b>Resource</b>			Out of County Patients (Confirmed)	Percent Out of County Patients (Confirmed)
<b>29</b>	29	<b>In Use</b>	<b>Available</b>	<b>Total</b>	<b>0</b>	<b>0%</b>
	Suspect					
	0	Acute Care Beds	385	15	400	
		Acute Care Surge Beds	0	134	134	
		ICU Beds	46	6	52	
		ICU Surge Beds	0	67	67	
		Ventilators	17	116	133	



### CONFIRMED CASES ONLY

Notes: The 3-day average is calculated using the previous three days. Out of County means the patient was transferred from an out of county facility.



Date	Out of County	All Confirmed COVID-19	Out of County %
May 5	0	22	0%
May 6	0	22	0%
May 7	0	23	0%
May 8	0	23	0%
May 9	0	22	0%
May 10	0	23	0%
May 11	0	29	0%

Source: ReddiNet daily poll of San Mateo County hospitals by SMC Health



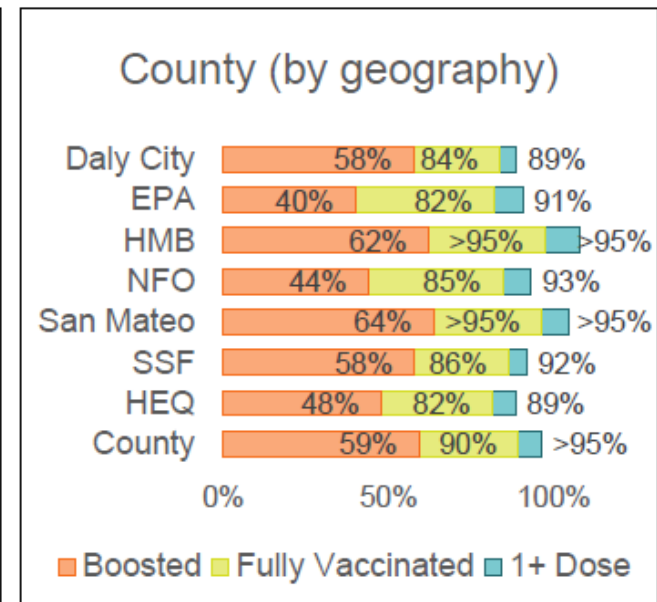
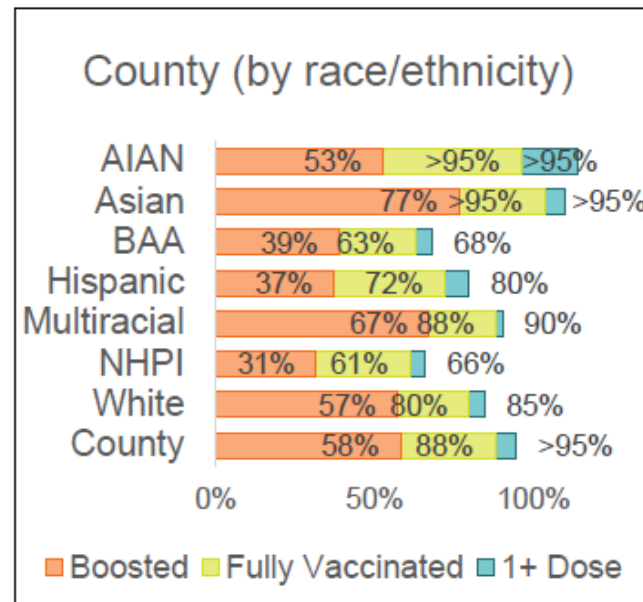
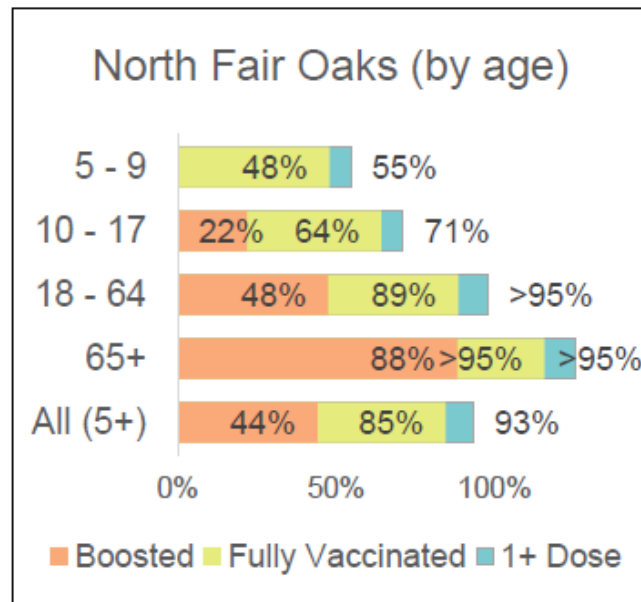
# The layers of protection can make a difference

- Get vaccinated or boosted to ensure you're up to date.
- Improve ventilation throughout indoor spaces as much as possible.
- Wear a well-fitting mask in crowded indoor public places to reduce the risk of infecting others and becoming infected.
- Continue to follow the State isolation and quarantine guidance. Treatments are available so test if symptoms.
- *If you or someone you care for is at higher risk for severe disease, consider additional precautions*

# We value the many partners collaborating to further the health of the NFO community

## NORTH FAIR OAKS

### VACCINATION RATES







# SAN MATEO COUNTY HEALTH

All together better.

---

## Questions?



SAN MATEO COUNTY HEALTH  
**HEALTH COVERAGE UNIT**

**Health coverage overview**

# We aim to maximize health coverage across the community

- Most residents insured through their employer (Kaiser, Blue Shield, other)
  - Advocacy at Federal and State levels to address gaps and affordability challenges
- Low-income residents rely on Medi-Cal (administered by Health Plan of San Mateo)
  - Children and young adults eligible regardless of documentation status
  - Effective 5/1/22, older adults age 50+ became eligible regardless of documentation status
  - Effective 7/1/22, the asset threshold will be increased to \$130K
  - Effective 1/1/24, the asset test will be completely eliminated.
  - State measure to extend coverage to all adults age 26 thru 50 regardless of documentation status by 1/1/24
- Residents whose incomes are higher than Medi-Cal eligibility can purchase through Covered California



# We aim to maximize health coverage across the community

- Residents in-eligible for Medi-Cal or through Covered California and have incomes at or below 200% of the Federal Poverty Level are eligible for the County ACE program
- Residents who are uninsured can get help applying for health insurance coverage
  - Human Services Agency and Health Coverage Unit at 2500 Middlefield
  - Online- Covered California website and MyBenefitsCalWin



# Federal Poverty Level thresholds, 2022

Household			MAGI MC (Caretaker/ Relative) 0-109%		ACE FW, MAGI MC (ADULTS)		ACE 138%-200%		MAGI MC (Pregnant Women) 0-213%		ACE Excess Income 200%-225%		AIM 213%-322%		DHC CC APTC 138%-400%		DHC CC APTC - State Subsidy 600%	
	Yearly	Monthly	Yearly	Monthly	Yearly	Monthly	Yearly	Monthly	Yearly	Monthly	Yearly	Monthly	Yearly	Monthly	Yearly	Monthly	Yearly	Monthly
	100%		109%		138%		200%		213%		225%		322%		400%		600%	
1	\$13,590	\$1,133	\$14,813	\$1,234	\$18,755	\$1,564	\$27,180	\$2,266	\$28,947	\$2,287	\$30,578	\$2,548	\$43,760	\$3,649	\$54,360	\$4,532	\$81,540	\$6,798
2	\$18,310	\$1,526	\$19,958	\$1,583	\$25,268	\$2,106	\$36,620	\$3,052	\$39,000	\$3,093	\$41,198	\$3,433	\$58,959	\$4,914	\$73,240	\$6,104	\$109,860	\$9,156
3	\$23,030	\$1,920	\$25,103	\$2,092	\$31,782	\$2,650	\$46,060	\$3,840	\$49,054	\$3,898	\$51,818	\$4,318	\$74,157	\$6,183	\$92,120	\$7,680	\$138,180	\$11,520
4	\$27,750	\$2,313	\$30,248	\$2,521	\$38,295	\$3,192	\$55,500	\$4,626	\$59,108	\$4,704	\$62,438	\$5,203	\$89,355	\$7,448	\$111,000	\$9,252	\$166,500	\$13,878
5	\$32,470	\$2,706	\$35,392	\$2,949	\$44,809	\$3,735	\$64,940	\$5,412	\$69,161	\$5,510	\$73,058	\$6,088	\$104,554	\$8,714	\$129,880	\$10,824	\$194,820	\$16,236
6	\$37,190	\$3,100	\$40,537	\$3,378	\$51,323	\$4,278	\$74,380	\$6,200	\$79,215	\$6,316	\$83,678	\$6,973	\$119,752	\$9,982	\$148,760	\$12,400	\$223,140	\$18,600
7	\$41,910	\$3,493	\$45,682	\$3,645	\$57,836	\$4,821	\$83,820	\$6,986	\$89,268	\$7,122	\$94,298	\$7,858	\$134,951	\$11,248	\$167,640	\$13,972	\$251,460	\$20,958
8	\$46,630	\$3,886	\$50,827	\$4,236	\$64,350	\$5,363	\$93,260	\$7,772	\$99,322	\$7,928	\$104,918	\$8,743	\$150,149	\$12,513	\$186,520	\$15,544	\$279,780	\$23,316
9	\$51,350	\$4,280	\$55,972	\$4,664	\$70,863	\$5,907	\$102,700	\$8,560	\$109,376	\$8,733	\$115,538	\$9,628	\$165,347	\$13,782	\$205,400	\$17,120	\$308,100	\$25,680
10	\$56,070	\$4,673	\$61,116	\$4,882	\$77,377	\$6,449	\$112,140	\$9,346	\$119,429	\$9,539	\$126,158	\$10,513	\$180,546	\$15,048	\$224,280	\$18,692	\$336,420	\$28,038
11	\$60,790	\$5,066	\$66,261	\$5,522	\$83,891	\$6,992	\$121,580	\$10,132	\$129,483	\$10,345	\$136,778	\$11,398	\$195,744	\$16,313	\$243,160	\$20,264	\$364,740	\$30,396
12	\$65,510	\$5,460	\$71,406	\$5,707	\$90,404	\$7,535	\$131,020	\$10,920	\$139,536	\$11,151	\$147,398	\$12,283	\$210,943	\$17,582	\$262,040	\$21,840	\$393,060	\$32,760
Add for each additional person	\$4,720	\$394	\$5,145	\$413	\$6,514	\$544	\$9,535	\$788	\$10,054	\$838	\$10,620	\$885	\$15,199	\$1,269	\$18,880	\$1,576	\$28,320	\$2,364

Effective 1/1/2022-ACE, MAGI and CCHIP  
Effective 4/1/2022-Non-MAGI







**SAN MATEO COUNTY HEALTH**  
**HEALTH COVERAGE UNIT**

650-616-2002 • [www.smchcu.org](http://www.smchcu.org)

**Health Coverage Enrollment Assistance in San Mateo County for Adults and Children**

**Who is Eligible for Health Coverage Programs?**

Low to mid income San Mateo County residents or SMMC patients can apply. Eligibility is based on income and family size:

- Adults who work and children with working parents may be eligible.
- Immigrants may also be eligible for some programs, regardless of immigration status.

**Where is Application Assistance Available?**

The Health Coverage Unit (HCU) is offering both in-person and phone application assistance. All applicants seeking in-person assistance must pass a COVID screening and only individuals applying will be allowed in the office, unless assistance is needed.

**IN PERSON LOCATIONS—Appointments preferred, drop-ins welcomed**

**San Mateo Medical Center**  
Health Coverage Unit (HCU)  
222 West 39th Avenue, San Mateo, CA 94403  
1st floor, by the West parking lot entrance  
Monday through Friday\* 8:30 AM - 5:00 PM

**Coastside Clinic**  
225 South Cabrillo Highway #200A, Half Moon Bay, CA 94019  
Monday 8:30 AM - 5:00 PM

**PHONE ASSISTANCE**  
HCU Hotline: 650-616-2002  
Monday through Friday\* 8:30 AM - 5:00 PM

\*SMMC Health Coverage Unit in-person sites and Hotline are closed on Thursdays between 8:30 AM and 10:00 AM, and on the second Thursday of each month from 3:30 PM to 5:00 PM.

**What Do I Need to Provide for My Application?**

- Proof of home address in San Mateo County A recent utility bill, billing statement, letter, or ID that has your address
- Proof of income If you have income, a recent employment pay stub, government check stub (unemployment or disability), or tax forms from the previous year are accepted.
- Proof of identity Any state ID card, ID from country of origin, or passport
- Social Security Number or Tax ID Number (if applicable)
- Proof of resident status (for legal permanent residents only) Residency card
- Work Permit (if applicable)

**Call 650-616-2002 or e-mail [info-hcu@smcgov.org](mailto:info-hcu@smcgov.org) for more information or to set up a phone appointment.**

Maximum Income to Qualify for a Health Program* Effective 1/1/2022 - 12/31/2022		
Household	Yearly	Monthly
1	\$81,540	\$6,798
2	\$109,860	\$9,156
3	\$138,180	\$11,520
4	\$166,500	\$13,878
5	\$194,820	\$16,236
6	\$223,140	\$18,600
Add for each additional person	\$28,320	\$2,364

\*Some programs will have lower income limits.



Last revised 5/2/2022



**SAN MATEO COUNTY HEALTH**  
**HEALTH COVERAGE UNIT**

650-616-2002 • [www.smchcu.org](http://www.smchcu.org)

**Asistencia de Inscripción a Cobertura de Salud en el Condado de San Mateo para Adultos y Niños**

**¿Quién es Elegible para los Programas de Cobertura de Salud?**

Residentes del Condado de San Mateo de bajos a medios recursos o pacientes de SMMC pueden solicitar. La elegibilidad se basa en los ingresos y tamaño de la familia:

- Adultos que trabajan y los niños con padres que trabajan pueden ser elegibles.
- Inmigrantes también pueden ser elegibles para algunos programas, independientemente de su estado migratorio.

**¿Dónde Se Puede Recibir Asistencia con la Solicitud?**

La Unidad de Cobertura de Salud (HCU) ofrece asistencia ambos en persona y por teléfono. Personas solicitando asistencia en persona tendrán que pasar una evaluación de síntomas de COVID y solo se permitirá la entrada a la oficina a la persona solicitando, a menos que se necesite asistencia.

**SITIOS EN PERSONA - Citas preferidas, visitas sin cita bienvenidas**  
**Centro Médico de San Mateo - Unidad de Cobertura de Salud (HCU)**  
222 West 39th Avenue, San Mateo, CA 94403

1er piso, por la entrada del estacionamiento Oeste  
Lunes a viernes\* 8:30 AM - 5:00 PM

**Clínica de Coastside**  
225 South Cabrillo Highway #200A, Half Moon Bay, CA 94019  
Lunes, 8:30 AM - 5:00 PM

**ASISTENCIA TELEFÓNICA**  
Línea directa de HCU 650-616-2002  
Lunes a viernes\* 8:30 AM - 5:00 PM

\*Sitios en persona de La Unidad de Cobertura de Salud y La Línea de HCU están cerradas los jueves de las 8:30 AM a 10:00 AM y el segundo jueves de cada mes de 3:30 PM a las 5:00 PM

**¿Qué Tengo que Proveer para mi Solicitud?**

- Prueba del domicilio en el Condado de San Mateo Una factura de servicios públicos reciente, estado de cuenta, carta o tarjeta de identificación que tenga su domicilio
- Prueba de ingresos Si tiene ingreso, su talón de cheque del trabajo o cheque gobierno reciente (desempleo o discapacidad) o las formas de impuestos federales del año pasado son aceptadas.
- Prueba de la identidad Cualquier tarjeta de identificación estatal, identificación de su país de origen, o pasaporte
- Numero de Seguro Social o Número de Identificación de Impuestos (si es aplicable)
- Prueba de residencia (para residentes permanentes legales solamente) Tarjeta de residencia
- Permiso de trabajo (si es aplicable)

**Llame al 650-616-2002 o envíe un correo electrónico a [info-hcu@smcgov.org](mailto:info-hcu@smcgov.org) para más información o para hacer una cita telefónica.**

Ingreso Máximo para Calificar para un Programa de Salud* Efectivo 1/1/2022 - 12/31/2022		
Tamaño de Familia	Anual	Mensual
1	\$81,540	\$6,798
2	\$109,860	\$9,156
3	\$138,180	\$11,520
4	\$166,500	\$13,878
5	\$194,820	\$16,236
6	\$223,140	\$18,600
Agrega por cada persona adicional	\$28,320	\$2,364

\*Algunos programas tendrán límites más bajos de ingresos.



Last revised 05/2/2022



**SAN MATEO COUNTY HEALTH**  
**HEALTH COVERAGE UNIT**



SAN MATEO COUNTY HEALTH  
**HEALTH COVERAGE UNIT**

---

**Questions?**

**For constituents: HCU Hotline: 650.616.2002**