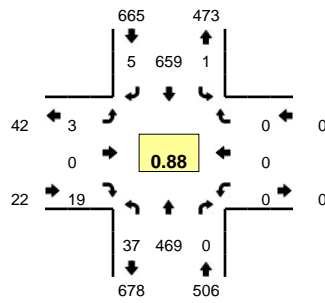
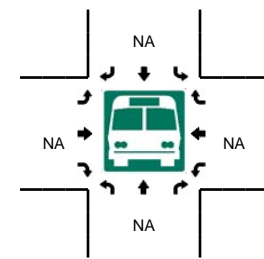

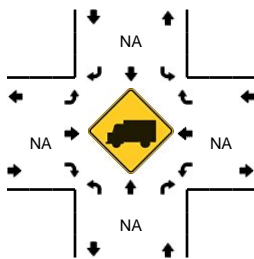
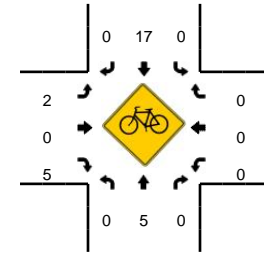

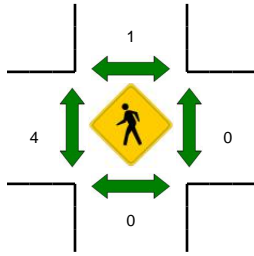
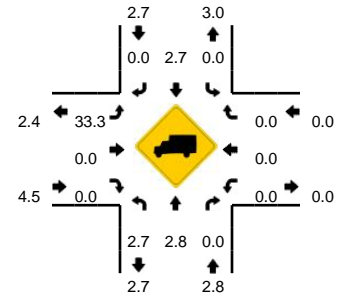


LOCATION: Alameda de las Pulgas -- Harkins Ave
CITY/STATE: West Menlo Park, CA

QC JOB #: 14598903
DATE: Tue, Jan 16 2018



Peak-Hour: 7:45 AM -- 8:45 AM
Peak 15-Min: 7:55 AM -- 8:10 AM

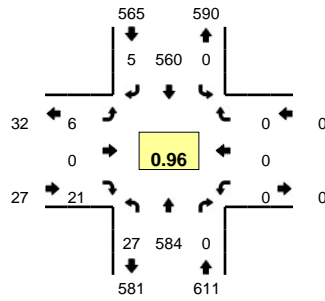


5-Min Count Period Beginning At	Alameda de las Pulgas (Northbound)				Alameda de las Pulgas (Southbound)				Harkins Ave (Eastbound)				Harkins Ave (Westbound)				Total	Hourly Totals
	Left	Thru	Right	U	Left	Thru	Right	U	Left	Thru	Right	U	Left	Thru	Right	U		
7:00 AM	0	26	0	0	0	18	0	0	0	0	0	0	0	0	0	0	44	
7:05 AM	1	17	0	0	0	37	0	0	0	0	0	0	0	0	0	0	55	
7:10 AM	1	26	0	0	0	37	0	0	0	0	0	2	0	0	0	0	66	
7:15 AM	1	29	0	0	0	30	1	0	0	0	0	0	0	0	0	0	61	
7:20 AM	2	27	0	0	0	40	0	0	1	0	0	0	0	0	0	0	70	
7:25 AM	3	34	0	0	0	43	0	0	0	0	0	0	0	0	0	0	80	
7:30 AM	1	44	0	0	0	31	0	0	0	0	1	0	0	0	0	0	77	
7:35 AM	1	33	0	0	0	41	0	0	0	0	0	0	0	0	0	0	75	
7:40 AM	0	28	0	0	0	51	0	0	0	0	0	0	0	0	0	0	79	
7:45 AM	2	39	0	0	0	62	2	0	0	0	2	0	0	0	0	0	107	
7:50 AM	4	36	0	0	0	59	0	0	0	0	1	0	0	0	0	0	100	
7:55 AM	10	40	0	0	0	59	2	0	0	0	1	0	0	0	0	0	112	926
8:00 AM	6	49	0	0	0	52	0	0	0	0	0	0	0	0	0	0	107	989
8:05 AM	5	51	0	0	0	56	0	0	1	0	6	0	0	0	0	0	119	1053
8:10 AM	2	44	0	0	0	45	0	0	0	0	2	0	0	0	0	0	93	1080
8:15 AM	3	39	0	0	0	44	0	0	1	0	2	0	0	0	0	0	89	1108
8:20 AM	5	43	0	0	0	60	0	0	0	0	1	0	0	0	0	0	109	1147
8:25 AM	0	28	0	0	0	61	1	0	0	0	4	0	0	0	0	0	94	1161
8:30 AM	0	31	0	0	0	56	0	0	1	0	0	0	0	0	0	0	88	1172
8:35 AM	0	30	0	0	0	55	0	0	0	0	0	0	0	0	0	0	85	1182
8:40 AM	0	39	0	0	0	50	0	1	0	0	0	0	0	0	0	0	90	1193
8:45 AM	1	39	0	0	0	55	1	0	0	0	1	0	0	0	0	0	97	1183
8:50 AM	1	48	0	0	0	61	0	0	0	0	0	0	0	0	0	0	110	1193
8:55 AM	0	40	0	0	0	56	0	0	0	0	1	0	0	0	0	0	97	1178
Peak 15-Min Flowrates	Northbound				Southbound				Eastbound				Westbound				Total	
	Left	Thru	Right	U	Left	Thru	Right	U	Left	Thru	Right	U	Left	Thru	Right	U		
All Vehicles	84	560	0	0	0	668	8	0	4	0	28	0	0	0	0	0	1352	
Heavy Trucks	4	16	0	0	0	16	0	0	4	0	0	0	0	0	0	0	40	
Pedestrians	0	0	0	0	0	0	0	0	0	0	0	0	0	0	0	0	0	
Bicycles	0	0	0	0	0	4	0	0	1	0	1	0	0	0	0	0	6	
Railroad																		
Stopped Buses																		

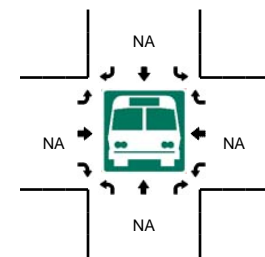

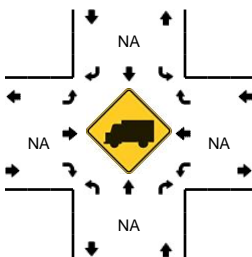
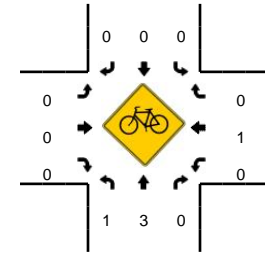
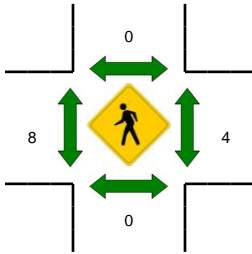
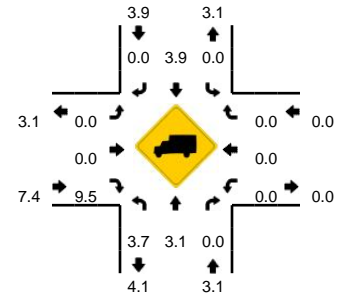
Comments:

LOCATION: Alameda de las Pulgas -- Harkins Ave
CITY/STATE: West Menlo Park, CA

QC JOB #: 14598904
DATE: Tue, Jan 16 2018



Peak-Hour: 2:50 PM -- 3:50 PM
Peak 15-Min: 2:55 PM -- 3:10 PM

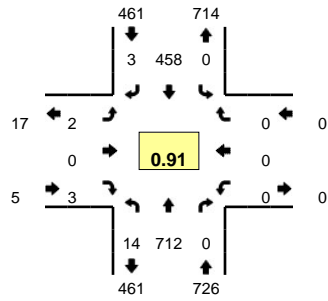


5-Min Count Period Beginning At	Alameda de las Pulgas (Northbound)				Alameda de las Pulgas (Southbound)				Harkins Ave (Eastbound)				Harkins Ave (Westbound)				Total	Hourly Totals	
	Left	Thru	Right	U	Left	Thru	Right	U	Left	Thru	Right	U	Left	Thru	Right	U			
2:00 PM	1	29	0	0	0	41	1	0	2	0	1	0	0	0	0	0	75		
2:05 PM	0	34	0	0	0	33	1	0	1	0	1	0	0	0	0	0	70		
2:10 PM	0	30	0	0	0	36	0	0	0	0	0	0	0	0	0	0	66		
2:15 PM	1	41	0	0	0	49	3	0	0	0	0	0	0	0	0	0	94		
2:20 PM	0	34	0	0	0	26	0	1	0	0	2	0	0	0	0	0	63		
2:25 PM	1	23	0	0	0	21	0	0	0	0	0	0	0	0	0	0	45		
2:30 PM	0	36	0	0	0	28	1	0	0	0	0	0	0	0	0	0	65		
2:35 PM	1	26	0	0	0	41	1	1	0	0	0	0	0	0	0	0	70		
2:40 PM	2	43	0	0	0	33	1	0	0	0	2	0	0	0	0	0	81		
2:45 PM	3	39	0	0	0	42	0	0	0	0	1	0	0	0	0	0	85		
2:50 PM	6	50	0	0	0	39	1	0	0	0	1	0	0	0	0	0	97		
2:55 PM	3	61	0	0	0	32	0	0	0	0	5	0	0	0	0	0	101	912	
3:00 PM	4	53	0	0	0	35	1	0	1	0	2	0	0	0	0	0	96	933	
3:05 PM	2	48	0	0	0	60	0	0	2	0	3	0	0	0	0	0	115	978	
3:10 PM	2	45	0	0	0	46	0	0	2	0	1	0	0	0	0	0	96	1008	
3:15 PM	0	50	0	0	0	43	0	0	0	0	3	0	0	0	0	0	96	1010	
3:20 PM	2	57	0	0	0	43	1	0	0	0	1	0	0	0	0	0	104	1051	
3:25 PM	3	50	0	0	0	39	0	0	1	0	1	0	0	0	0	0	94	1100	
3:30 PM	1	41	0	0	0	52	0	0	0	0	2	0	0	0	0	0	96	1131	
3:35 PM	0	31	0	0	0	51	1	0	0	0	2	0	0	0	0	0	85	1146	
3:40 PM	1	42	0	0	0	68	0	0	0	0	0	0	0	0	0	0	111	1176	
3:45 PM	3	56	0	0	0	52	1	0	0	0	0	0	0	0	0	0	112	1203	
3:50 PM	0	48	0	0	0	39	1	0	0	0	1	0	0	0	0	0	89	1195	
3:55 PM	0	54	0	0	0	36	0	0	0	0	0	0	0	0	0	0	90	1184	
Peak 15-Min Flowrates	Northbound				Southbound				Eastbound				Westbound				Total		
	Left	Thru	Right	U	Left	Thru	Right	U	Left	Thru	Right	U	Left	Thru	Right	U			
All Vehicles	36	648	0	0	0	508	4	0	12	0	40	0	0	0	0	0	1248		
Heavy Trucks	0	20	0	0	0	24	0	0	0	0	0	0	0	0	0	0	44		
Pedestrians		0				0				20				0			20		
Bicycles	0	0	0		0	0	0		0	0	0		0	0	0		0		
Railroad																			
Stopped Buses																			

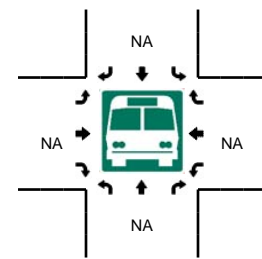

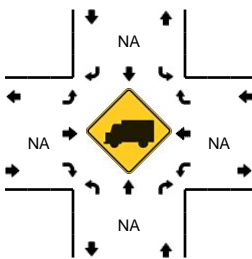
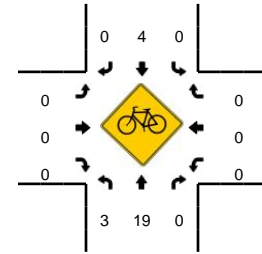

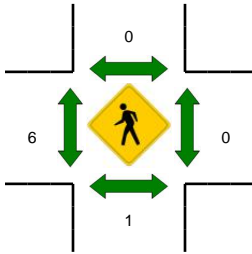
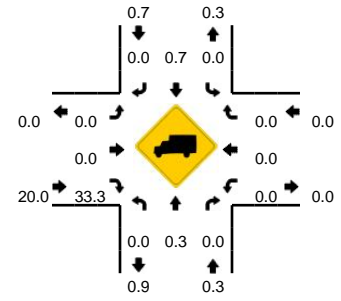
Comments:

LOCATION: Alameda de las Pulgas -- Harkins Ave
CITY/STATE: West Menlo Park, CA

QC JOB #: 14598905
DATE: Tue, Jan 16 2018



Peak-Hour: 5:00 PM -- 6:00 PM
Peak 15-Min: 5:05 PM -- 5:20 PM

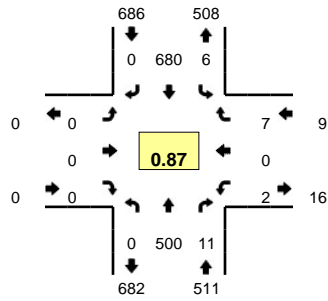


5-Min Count Period Beginning At	Alameda de las Pulgas (Northbound)				Alameda de las Pulgas (Southbound)				Harkins Ave (Eastbound)				Harkins Ave (Westbound)				Total	Hourly Totals
	Left	Thru	Right	U	Left	Thru	Right	U	Left	Thru	Right	U	Left	Thru	Right	U		
4:00 PM	0	37	0	0	0	48	0	0	0	0	2	0	0	0	0	0	87	
4:05 PM	2	38	0	0	0	29	1	0	0	0	1	0	0	0	0	0	71	
4:10 PM	3	40	0	0	0	39	0	0	0	0	1	0	0	0	0	0	83	
4:15 PM	3	64	0	1	0	33	1	0	0	0	1	0	0	0	0	0	103	
4:20 PM	1	54	0	0	0	35	0	0	0	0	2	0	0	0	0	0	92	
4:25 PM	2	51	0	0	0	45	0	0	1	0	0	0	0	0	0	0	99	
4:30 PM	5	38	0	0	0	43	1	0	0	0	1	0	0	0	0	0	88	
4:35 PM	1	51	0	0	0	31	1	1	2	0	0	0	0	0	0	0	87	
4:40 PM	0	49	0	0	0	37	0	0	0	0	0	0	0	0	0	0	86	
4:45 PM	0	42	0	0	0	32	0	0	1	0	1	0	0	0	0	0	76	
4:50 PM	3	58	0	0	0	26	1	0	0	0	0	0	0	0	0	0	88	
4:55 PM	0	54	0	0	0	21	1	0	1	0	0	0	0	0	0	0	77	1037
5:00 PM	1	52	0	0	0	29	0	0	0	0	0	0	0	0	0	0	82	1032
5:05 PM	3	63	0	0	0	39	0	0	1	0	0	0	0	0	0	0	106	1067
5:10 PM	0	62	0	0	0	38	0	0	1	0	0	0	0	0	0	0	101	1085
5:15 PM	1	57	0	0	0	63	0	0	0	0	1	0	0	0	0	0	122	1104
5:20 PM	2	57	0	0	0	20	0	0	0	0	0	0	0	0	0	0	79	1091
5:25 PM	1	53	0	0	0	38	0	0	0	0	0	0	0	0	0	0	92	1084
5:30 PM	1	54	0	0	0	35	0	0	0	0	1	0	0	0	0	0	91	1087
5:35 PM	1	67	0	0	0	43	0	0	0	0	0	0	0	0	0	0	111	1111
5:40 PM	1	64	0	0	0	48	1	0	0	0	0	0	0	0	0	0	114	1139
5:45 PM	0	53	0	0	0	37	0	0	0	0	0	0	0	0	0	0	90	1153
5:50 PM	1	66	0	0	0	39	1	0	0	0	1	0	0	0	0	0	108	1173
5:55 PM	2	64	0	0	0	29	1	0	0	0	0	0	0	0	0	0	96	1192
Peak 15-Min Flowrates	Northbound				Southbound				Eastbound				Westbound				Total	
	Left	Thru	Right	U	Left	Thru	Right	U	Left	Thru	Right	U	Left	Thru	Right	U		
All Vehicles	16	728	0	0	0	560	0	0	8	0	4	0	0	0	0	0	1316	
Heavy Trucks	0	0	0	0	0	0	0	0	0	0	4	0	0	0	0	0	4	
Pedestrians	0	0	0	0	0	0	0	0	0	0	0	0	0	0	0	0	0	
Bicycles	0	2	0	0	0	1	0	0	0	0	0	0	0	0	0	0	3	
Railroad																		
Stopped Buses																		

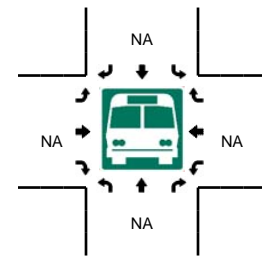
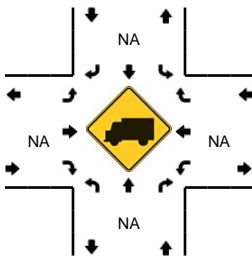
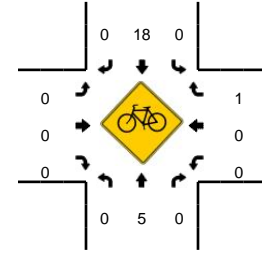
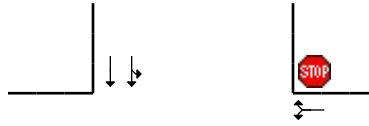
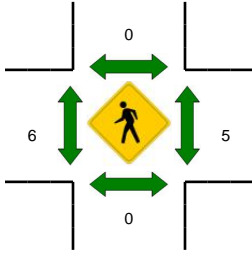
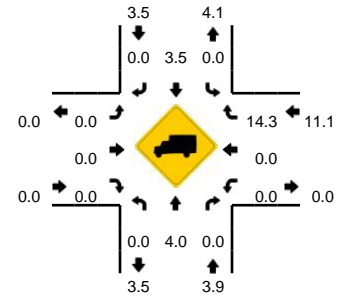
Comments:

LOCATION: Alameda de las Pulgas -- Liberty Park Ave
CITY/STATE: West Menlo Park, CA

QC JOB #: 14598906
DATE: Tue, Jan 16 2018



Peak-Hour: 7:45 AM -- 8:45 AM
Peak 15-Min: 7:55 AM -- 8:10 AM

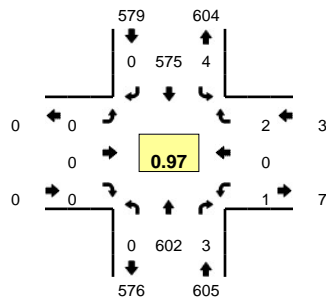


5-Min Count Period Beginning At	Alameda de las Pulgas (Northbound)				Alameda de las Pulgas (Southbound)				Liberty Park Ave (Eastbound)				Liberty Park Ave (Westbound)				Total	Hourly Totals
	Left	Thru	Right	U	Left	Thru	Right	U	Left	Thru	Right	U	Left	Thru	Right	U		
7:00 AM	0	25	0	0	0	17	0	0	0	0	0	0	2	0	0	0	44	
7:05 AM	0	21	0	0	0	37	0	0	0	0	0	0	0	0	0	0	58	
7:10 AM	0	26	0	0	2	39	0	0	0	0	0	0	0	0	0	0	67	
7:15 AM	0	29	0	0	0	29	0	0	0	0	0	0	0	0	0	0	58	
7:20 AM	0	30	0	0	0	40	0	0	0	0	0	0	0	0	0	0	70	
7:25 AM	0	35	0	0	0	43	0	0	0	0	0	0	0	0	0	0	78	
7:30 AM	0	44	1	0	0	33	0	0	0	0	0	0	0	0	0	0	78	
7:35 AM	0	34	1	0	0	41	0	0	0	0	0	0	0	0	1	0	77	
7:40 AM	0	29	1	0	0	44	0	0	0	0	0	0	1	0	0	0	75	
7:45 AM	0	38	1	0	1	62	0	0	0	0	0	0	1	0	0	0	103	
7:50 AM	0	43	0	0	0	60	0	0	0	0	0	0	1	0	0	0	104	
7:55 AM	0	43	2	0	0	66	0	0	0	0	0	0	0	0	3	0	114	926
8:00 AM	0	57	2	0	1	49	0	0	0	0	0	0	0	0	1	0	110	992
8:05 AM	0	57	1	0	2	61	0	0	0	0	0	0	0	0	0	0	121	1055
8:10 AM	0	45	1	0	0	52	0	0	0	0	0	0	0	0	0	0	98	1086
8:15 AM	0	40	0	0	1	45	0	1	0	0	0	0	0	0	0	0	87	1115
8:20 AM	0	47	2	0	0	56	0	0	0	0	0	0	0	0	0	0	105	1150
8:25 AM	0	33	0	0	0	65	0	0	0	0	0	0	0	0	0	0	98	1170
8:30 AM	0	29	1	0	0	60	0	0	0	0	0	0	0	0	1	0	91	1183
8:35 AM	0	29	0	0	0	54	0	0	0	0	0	0	0	0	1	0	84	1190
8:40 AM	0	39	1	0	0	50	0	0	0	0	0	0	0	0	1	0	91	1206
8:45 AM	0	39	1	0	0	56	0	0	0	0	0	0	0	0	0	0	96	1199
8:50 AM	0	50	0	0	0	55	0	0	0	0	0	0	0	0	1	0	106	1201
8:55 AM	0	42	0	0	1	63	0	0	0	0	0	0	0	0	0	0	106	1193
Peak 15-Min Flowrates	Northbound				Southbound				Eastbound				Westbound				Total	
	Left	Thru	Right	U	Left	Thru	Right	U	Left	Thru	Right	U	Left	Thru	Right	U		
All Vehicles	0	628	20	0	12	704	0	0	0	0	0	0	0	0	16	0	1380	
Heavy Trucks	0	20	0	0	0	28	0	0	0	0	0	0	0	0	4	0	52	
Pedestrians		0				0					0			8			8	
Bicycles	0	1	0		0	4	0		0	0	0		0	0	0		5	
Railroad																		
Stopped Buses																		

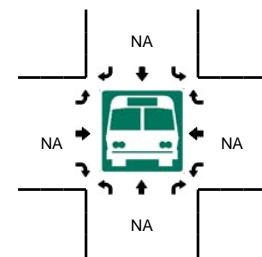
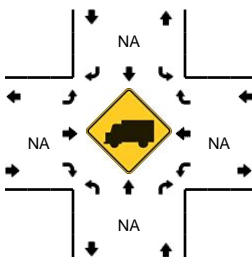
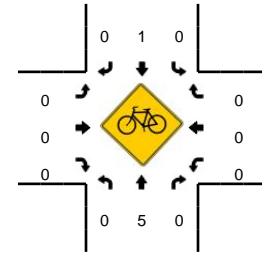
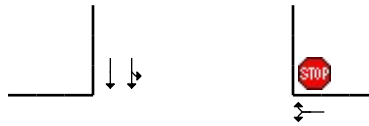
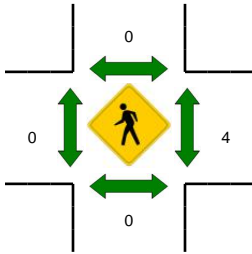
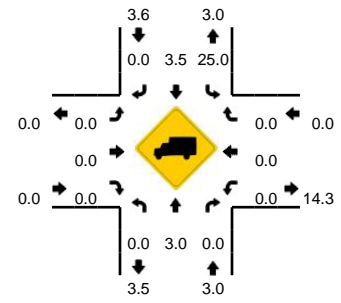
Comments:

LOCATION: Alameda de las Pulgas -- Liberty Park Ave
CITY/STATE: West Menlo Park, CA

QC JOB #: 14598907
DATE: Tue, Jan 16 2018



Peak-Hour: 2:50 PM -- 3:50 PM
Peak 15-Min: 3:35 PM -- 3:50 PM

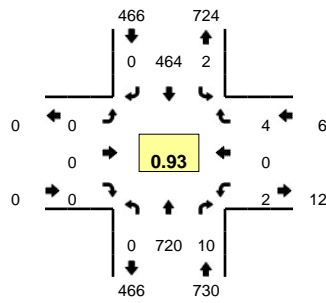


5-Min Count Period Beginning At	Alameda de las Pulgas (Northbound)				Alameda de las Pulgas (Southbound)				Liberty Park Ave (Eastbound)				Liberty Park Ave (Westbound)				Total	Hourly Totals		
	Left	Thru	Right	U	Left	Thru	Right	U	Left	Thru	Right	U	Left	Thru	Right	U				
2:00 PM	0	35	0	0	0	40	0	0	0	0	0	0	0	1	0	0	0	76		
2:05 PM	0	36	0	0	0	34	0	0	0	0	0	0	0	0	0	0	0	70		
2:10 PM	0	32	0	0	0	38	0	0	0	0	0	0	0	0	0	1	0	71		
2:15 PM	0	38	0	0	0	40	0	0	0	0	0	0	0	0	0	0	0	78		
2:20 PM	0	37	0	0	0	32	0	0	0	0	0	0	0	0	0	0	0	69		
2:25 PM	0	24	0	0	0	24	0	0	0	0	0	0	0	0	0	0	0	48		
2:30 PM	0	34	1	0	0	29	0	0	0	0	0	0	0	1	0	0	0	65		
2:35 PM	0	29	0	0	0	40	0	0	0	0	0	0	0	1	0	0	0	70		
2:40 PM	0	39	0	0	0	39	0	0	0	0	0	0	0	1	0	1	0	80		
2:45 PM	0	44	1	0	1	38	0	0	0	0	0	0	0	0	0	0	0	84		
2:50 PM	0	52	0	0	1	41	0	0	0	0	0	0	0	0	0	0	0	94		
2:55 PM	0	66	0	0	0	35	0	0	0	0	0	0	0	0	0	1	0	102	907	
3:00 PM	0	58	1	0	0	35	0	0	0	0	0	0	0	0	0	0	0	94	925	
3:05 PM	0	48	0	0	0	61	0	0	0	0	0	0	0	0	0	0	0	109	964	
3:10 PM	0	44	0	0	1	47	0	0	0	0	0	0	0	1	0	0	0	93	986	
3:15 PM	0	49	0	0	0	47	0	0	0	0	0	0	0	0	0	0	0	96	1004	
3:20 PM	0	60	1	0	0	42	0	0	0	0	0	0	0	0	0	0	0	103	1038	
3:25 PM	0	53	0	0	1	35	0	0	0	0	0	0	0	0	0	0	0	89	1079	
3:30 PM	0	42	0	0	1	58	0	0	0	0	0	0	0	0	0	0	0	101	1115	
3:35 PM	0	29	0	0	0	47	0	0	0	0	0	0	0	0	0	1	0	77	1122	
3:40 PM	0	44	1	0	0	72	0	0	0	0	0	0	0	0	0	0	0	117	1159	
3:45 PM	0	57	0	0	0	55	0	0	0	0	0	0	0	0	0	0	0	112	1187	
3:50 PM	0	49	0	0	0	39	0	0	0	0	0	0	0	0	0	0	0	88	1181	
3:55 PM	0	54	1	0	1	34	0	0	0	0	0	0	0	0	0	0	0	90	1169	
Peak 15-Min Flowrates	Northbound				Southbound				Eastbound				Westbound				Total			
	Left	Thru	Right	U	Left	Thru	Right	U	Left	Thru	Right	U	Left	Thru	Right	U				
All Vehicles	0	520	4	0	0	696	0	0	0	0	0	0	0	0	0	4	0	1224		
Heavy Trucks	0	8	0	0	0	28	0	0	0	0	0	0	0	0	0	0	0	36		
Pedestrians	0	0	0	0	0	0	0	0	0	0	0	0	0	0	0	0	0	0		
Bicycles	0	1	0	0	0	0	0	0	0	0	0	0	0	0	0	0	0	1		
Railroad																				
Stopped Buses																				

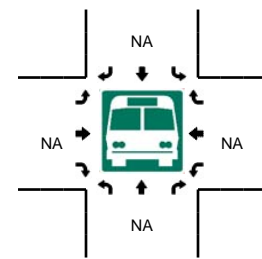
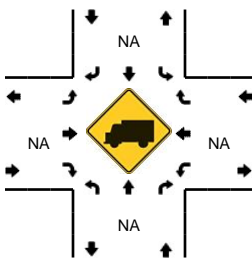
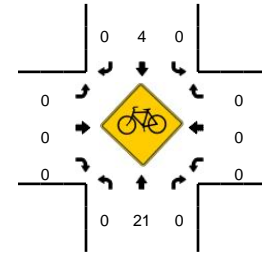
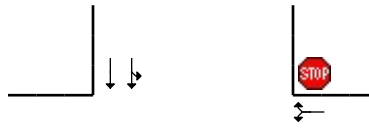
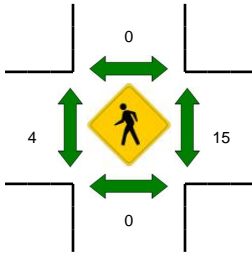
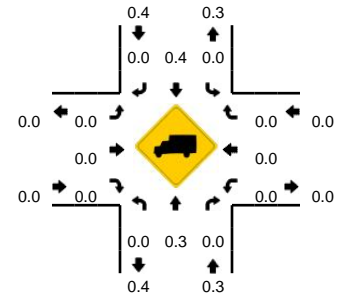
Comments:

LOCATION: Alameda de las Pulgas -- Liberty Park Ave
CITY/STATE: West Menlo Park, CA

QC JOB #: 14598908
DATE: Tue, Jan 16 2018



Peak-Hour: 5:00 PM -- 6:00 PM
Peak 15-Min: 5:05 PM -- 5:20 PM

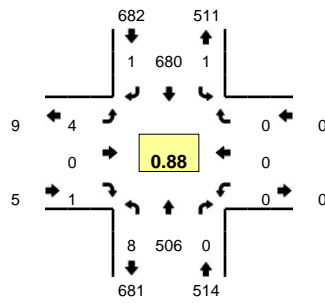


5-Min Count Period Beginning At	Alameda de las Pulgas (Northbound)				Alameda de las Pulgas (Southbound)				Liberty Park Ave (Eastbound)				Liberty Park Ave (Westbound)				Total	Hourly Totals
	Left	Thru	Right	U	Left	Thru	Right	U	Left	Thru	Right	U	Left	Thru	Right	U		
4:00 PM	0	36	0	0	0	49	0	0	0	0	0	0	0	0	0	0	85	
4:05 PM	0	38	1	0	1	33	0	0	0	0	0	0	0	0	0	0	73	
4:10 PM	0	46	1	0	0	39	0	0	0	0	0	0	0	0	0	0	86	
4:15 PM	0	65	1	0	0	33	0	0	0	0	0	0	1	0	1	0	101	
4:20 PM	0	57	3	0	0	38	0	0	0	0	0	0	1	0	0	0	99	
4:25 PM	0	56	0	0	0	43	0	0	0	0	0	0	0	0	0	0	99	
4:30 PM	0	41	0	0	0	45	0	0	0	0	0	0	0	0	0	0	86	
4:35 PM	0	51	0	0	0	33	0	1	0	0	0	0	0	0	1	0	86	
4:40 PM	0	52	1	0	0	39	0	0	0	0	0	0	0	0	0	0	92	
4:45 PM	0	38	0	0	0	30	0	0	0	0	0	0	0	0	0	0	68	
4:50 PM	0	61	4	0	0	22	0	0	0	0	0	0	0	0	0	0	87	
4:55 PM	0	54	1	0	0	25	0	0	0	0	0	0	0	0	1	0	81	1043
5:00 PM	0	57	0	0	0	31	0	0	0	0	0	0	0	0	1	0	89	1047
5:05 PM	0	61	0	0	0	37	0	0	0	0	0	0	0	0	0	0	98	1072
5:10 PM	0	62	0	0	0	38	0	0	0	0	0	0	0	0	1	0	101	1087
5:15 PM	0	58	2	0	0	62	0	0	0	0	0	0	0	0	1	0	123	1109
5:20 PM	0	54	0	0	1	23	0	0	0	0	0	0	0	0	0	0	78	1088
5:25 PM	0	57	0	0	0	35	0	0	0	0	0	0	0	0	0	0	92	1081
5:30 PM	0	57	1	0	1	37	0	0	0	0	0	0	0	0	1	0	97	1092
5:35 PM	0	62	2	0	0	37	0	0	0	0	0	0	0	0	0	0	101	1107
5:40 PM	0	66	1	0	0	51	0	0	0	0	0	0	0	0	0	0	118	1133
5:45 PM	0	54	3	0	0	38	0	0	0	0	0	0	1	0	0	0	96	1161
5:50 PM	0	64	0	0	0	43	0	0	0	0	0	0	0	0	0	0	107	1181
5:55 PM	0	68	1	0	0	32	0	0	0	0	0	0	1	0	0	0	102	1202
Peak 15-Min Flowrates	Northbound				Southbound				Eastbound				Westbound				Total	
	Left	Thru	Right	U	Left	Thru	Right	U	Left	Thru	Right	U	Left	Thru	Right	U		
All Vehicles	0	724	8	0	0	548	0	0	0	0	0	0	0	0	8	0	1288	
Heavy Trucks	0	0	0	0	0	4	0	0	0	0	0	0	0	0	0	0	4	
Pedestrians	0	0	0	0	0	0	0	0	0	0	0	0	8	0	0	0	8	
Bicycles	0	3	0	0	0	1	0	0	0	0	0	0	0	0	0	0	4	
Railroad																		
Stopped Buses																		

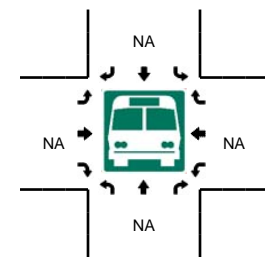

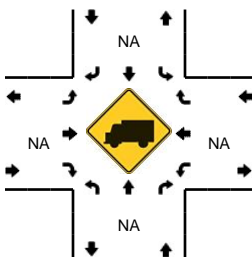
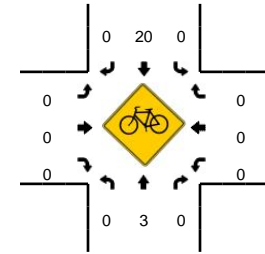

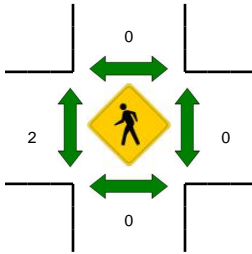
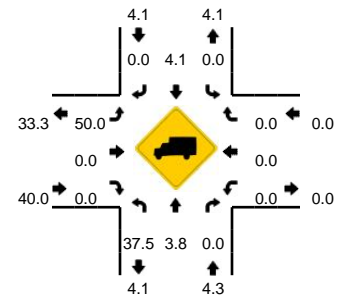
Comments:

LOCATION: Alameda de las Pulgas -- Prospect St
CITY/STATE: West Menlo Park, CA

QC JOB #: 14598909
DATE: Tue, Jan 16 2018



Peak-Hour: 7:45 AM -- 8:45 AM
Peak 15-Min: 7:55 AM -- 8:10 AM

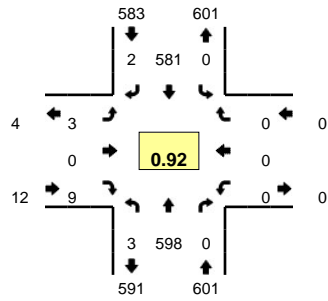


5-Min Count Period Beginning At	Alameda de las Pulgas (Northbound)				Alameda de las Pulgas (Southbound)				Prospect St (Eastbound)				Prospect St (Westbound)				Total	Hourly Totals
	Left	Thru	Right	U	Left	Thru	Right	U	Left	Thru	Right	U	Left	Thru	Right	U		
7:00 AM	0	27	0	0	0	18	0	0	0	0	0	0	0	0	0	0	45	
7:05 AM	0	20	0	0	0	36	0	0	0	0	0	0	0	0	0	0	56	
7:10 AM	0	22	0	0	0	34	0	0	0	0	0	0	0	0	0	0	56	
7:15 AM	0	24	0	0	0	34	0	0	0	0	0	0	0	0	0	0	58	
7:20 AM	0	31	0	0	0	35	0	0	0	0	0	0	0	0	0	0	66	
7:25 AM	0	43	0	0	0	46	0	0	0	0	0	0	0	0	0	0	89	
7:30 AM	0	45	0	0	0	31	0	0	0	0	0	0	0	0	0	0	76	
7:35 AM	1	36	0	1	0	37	0	0	0	0	0	0	0	0	0	0	75	
7:40 AM	0	30	0	0	0	50	0	0	0	0	0	0	0	0	0	0	80	
7:45 AM	0	38	0	0	0	64	0	0	0	0	0	0	0	0	0	0	102	
7:50 AM	1	43	0	0	0	58	0	0	0	0	0	0	0	0	0	0	102	
7:55 AM	1	45	0	0	0	71	0	0	0	0	0	0	0	0	0	0	117	922
8:00 AM	1	60	0	0	0	45	0	0	0	0	0	0	0	0	0	0	106	983
8:05 AM	2	60	0	0	0	55	0	0	0	0	0	0	0	0	0	0	117	1044
8:10 AM	0	43	0	0	0	59	0	0	1	0	0	0	0	0	0	0	103	1091
8:15 AM	1	38	0	0	0	42	0	1	0	0	0	0	0	0	0	0	82	1115
8:20 AM	0	47	0	0	0	54	1	0	2	0	1	0	0	0	0	0	105	1154
8:25 AM	1	32	0	0	0	69	0	0	0	0	0	0	0	0	0	0	102	1167
8:30 AM	0	28	0	0	0	52	0	0	0	0	0	0	0	0	0	0	80	1171
8:35 AM	1	30	0	0	0	58	0	0	0	0	0	0	0	0	0	0	89	1185
8:40 AM	0	42	0	0	0	53	0	0	1	0	0	0	0	0	0	0	96	1201
8:45 AM	1	33	0	0	0	45	1	0	2	0	1	0	0	0	0	0	83	1182
8:50 AM	0	51	0	0	0	66	0	0	1	0	0	0	0	0	0	0	118	1198
8:55 AM	0	38	0	0	0	60	0	0	0	0	1	0	0	0	0	0	99	1180
Peak 15-Min Flowrates	Northbound				Southbound				Eastbound				Westbound				Total	
	Left	Thru	Right	U	Left	Thru	Right	U	Left	Thru	Right	U	Left	Thru	Right	U		
All Vehicles	16	660	0	0	0	684	0	0	0	0	0	0	0	0	0	0	1360	
Heavy Trucks	8	20	0	0	0	24	0	0	0	0	0	0	0	0	0	0	52	
Pedestrians		0				0											0	
Bicycles	0	1	0		0	5	0		0	0	0		0	0	0		6	
Railroad																		
Stopped Buses																		

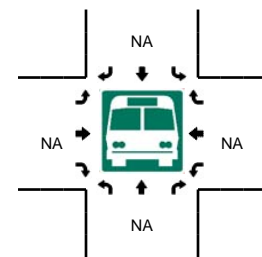
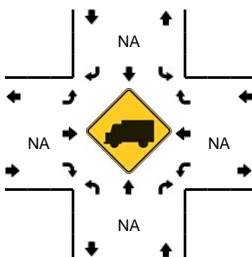
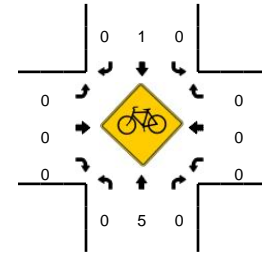

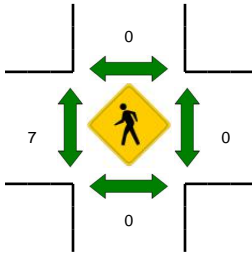
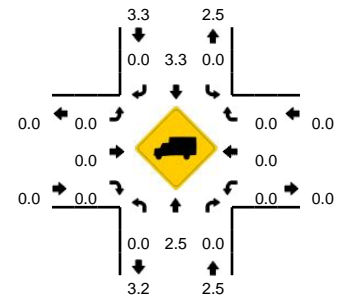
Comments:

LOCATION: Alameda de las Pulgas -- Prospect St
CITY/STATE: West Menlo Park, CA

QC JOB #: 14598910
DATE: Tue, Jan 16 2018



Peak-Hour: 2:55 PM -- 3:55 PM
Peak 15-Min: 3:40 PM -- 3:55 PM

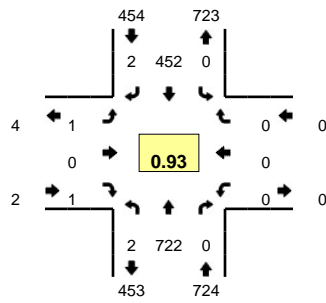


5-Min Count Period Beginning At	Alameda de las Pulgas (Northbound)				Alameda de las Pulgas (Southbound)				Prospect St (Eastbound)				Prospect St (Westbound)				Total	Hourly Totals
	Left	Thru	Right	U	Left	Thru	Right	U	Left	Thru	Right	U	Left	Thru	Right	U		
2:00 PM	0	30	0	0	0	39	1	0	0	0	0	0	0	0	0	0	70	
2:05 PM	0	27	0	0	0	30	0	0	0	0	0	0	0	0	0	0	57	
2:10 PM	0	35	0	0	0	40	0	0	0	0	0	0	0	0	0	0	75	
2:15 PM	0	39	0	0	0	40	0	0	0	0	0	0	0	0	0	0	79	
2:20 PM	0	36	0	0	0	27	0	0	0	0	0	0	0	0	0	0	63	
2:25 PM	0	23	0	0	0	29	0	0	0	0	0	0	0	0	0	0	52	
2:30 PM	0	35	0	0	0	28	0	0	0	0	0	0	0	0	0	0	63	
2:35 PM	0	29	0	0	0	36	0	0	0	0	0	0	0	0	0	0	65	
2:40 PM	0	37	0	0	0	43	0	0	0	0	0	0	0	0	0	0	80	
2:45 PM	0	51	0	0	0	38	0	0	0	0	0	1	0	0	0	0	90	
2:50 PM	0	51	0	0	0	36	0	0	0	0	0	1	0	0	0	0	88	
2:55 PM	1	64	0	0	0	40	1	0	0	0	0	0	0	0	0	0	106	888
3:00 PM	0	63	0	0	0	35	0	0	0	0	0	0	0	0	0	0	98	916
3:05 PM	0	47	0	0	0	53	0	0	0	0	0	0	0	0	0	0	100	959
3:10 PM	0	43	0	0	0	57	0	0	0	0	0	1	0	0	0	0	101	985
3:15 PM	0	48	0	0	0	47	0	0	0	0	0	0	0	0	0	0	95	1001
3:20 PM	0	61	0	0	0	39	0	0	0	0	0	1	0	0	0	0	101	1039
3:25 PM	0	51	0	0	0	38	0	0	0	0	0	2	0	0	0	0	91	1078
3:30 PM	0	39	0	0	0	57	0	0	1	0	3	0	0	0	0	0	100	1115
3:35 PM	0	28	0	0	0	50	0	0	0	0	0	0	0	0	0	0	78	1128
3:40 PM	0	48	0	1	0	71	1	0	1	0	0	0	0	0	0	0	122	1170
3:45 PM	1	53	0	0	0	54	0	0	1	0	0	0	0	0	0	0	109	1189
3:50 PM	0	53	0	0	0	40	0	0	0	0	2	0	0	0	0	0	95	1196
3:55 PM	0	55	0	0	0	35	0	0	0	0	1	0	0	0	0	0	91	1181
Peak 15-Min Flowrates	Northbound				Southbound				Eastbound				Westbound				Total	
	Left	Thru	Right	U	Left	Thru	Right	U	Left	Thru	Right	U	Left	Thru	Right	U		
All Vehicles	4	616	0	4	0	660	4	0	8	0	8	0	0	0	0	0	1304	
Heavy Trucks	0	8	0	0	0	16	0	0	0	0	0	0	0	0	0	0	24	
Pedestrians		0				0				4				0			4	
Bicycles	0	1	0		0	0	0		0	0	0		0	0	0		1	
Railroad																		
Stopped Buses																		

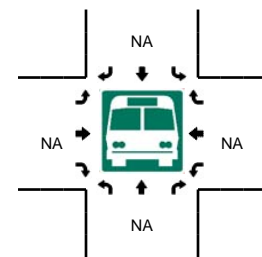

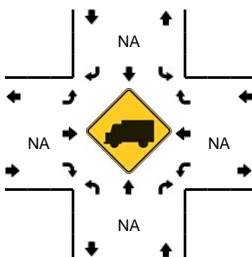
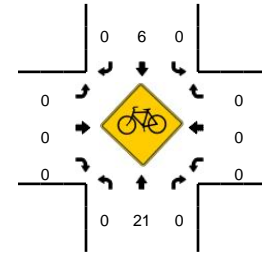
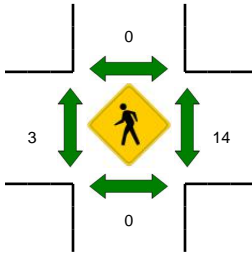
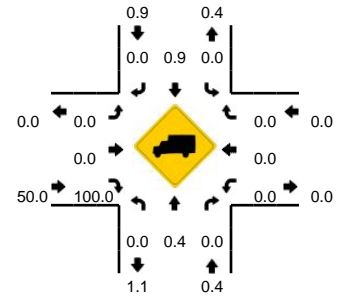
Comments:

LOCATION: Alameda de las Pulgas -- Prospect St
CITY/STATE: West Menlo Park, CA

QC JOB #: 14598911
DATE: Tue, Jan 16 2018



Peak-Hour: 5:00 PM -- 6:00 PM
Peak 15-Min: 5:40 PM -- 5:55 PM

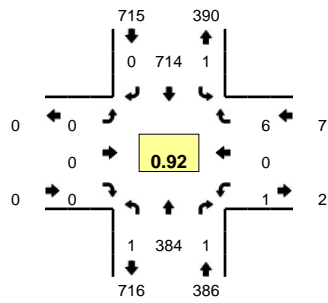


5-Min Count Period Beginning At	Alameda de las Pulgas (Northbound)				Alameda de las Pulgas (Southbound)				Prospect St (Eastbound)				Prospect St (Westbound)				Total	Hourly Totals
	Left	Thru	Right	U	Left	Thru	Right	U	Left	Thru	Right	U	Left	Thru	Right	U		
4:00 PM	1	34	0	0	0	50	0	0	0	0	1	0	0	0	0	0	86	
4:05 PM	0	41	0	0	0	32	1	0	0	0	0	0	0	0	0	0	74	
4:10 PM	0	45	0	0	0	36	0	0	0	0	0	0	0	0	0	0	81	
4:15 PM	1	60	0	0	0	29	0	0	1	0	0	0	0	0	0	0	91	
4:20 PM	1	63	0	0	0	38	1	0	2	0	0	0	0	0	0	0	105	
4:25 PM	0	55	0	0	0	39	0	0	0	0	1	0	0	0	0	0	95	
4:30 PM	0	40	0	0	0	50	0	0	0	0	0	0	0	0	0	0	90	
4:35 PM	0	53	0	0	0	34	1	1	0	0	2	0	0	0	0	0	91	
4:40 PM	1	47	0	0	0	38	0	0	0	0	0	0	0	0	0	0	86	
4:45 PM	0	41	0	0	0	32	0	0	0	0	0	0	0	0	0	0	73	
4:50 PM	0	62	0	0	0	22	0	0	0	0	1	0	0	0	0	0	85	
4:55 PM	0	50	0	0	0	26	0	0	0	0	0	0	0	0	0	0	76	1033
5:00 PM	0	57	0	0	0	31	0	0	0	0	1	0	0	0	0	0	89	1036
5:05 PM	0	57	0	0	0	37	0	0	0	0	0	0	0	0	0	0	94	1056
5:10 PM	0	67	0	0	0	36	0	0	0	0	0	0	0	0	0	0	103	1078
5:15 PM	0	56	0	0	0	54	1	0	0	0	0	0	0	0	0	0	111	1098
5:20 PM	0	54	0	0	0	29	0	0	0	0	0	0	0	0	0	0	83	1076
5:25 PM	0	59	0	0	0	30	0	0	1	0	0	0	0	0	0	0	90	1071
5:30 PM	0	57	0	0	0	37	0	0	0	0	0	0	0	0	0	0	94	1075
5:35 PM	0	61	0	0	0	41	0	0	0	0	0	0	0	0	0	0	102	1086
5:40 PM	1	61	0	0	0	46	1	0	0	0	0	0	0	0	0	0	109	1109
5:45 PM	0	58	0	0	0	37	0	0	0	0	0	0	0	0	0	0	95	1131
5:50 PM	1	65	0	0	0	46	0	0	0	0	0	0	0	0	0	0	112	1158
5:55 PM	0	70	0	0	0	28	0	0	0	0	0	0	0	0	0	0	98	1180
Peak 15-Min Flowrates	Northbound				Southbound				Eastbound				Westbound				Total	
	Left	Thru	Right	U	Left	Thru	Right	U	Left	Thru	Right	U	Left	Thru	Right	U		
All Vehicles	8	736	0	0	0	516	4	0	0	0	0	0	0	0	0	0	1264	
Heavy Trucks	0	0	0	0	0	0	0	0	0	0	0	0	0	0	0	0	0	
Pedestrians		0				0				4				48			52	
Bicycles	0	4	0		0	2	0		0	0	0		0	0	0		6	
Railroad																		
Stopped Buses																		

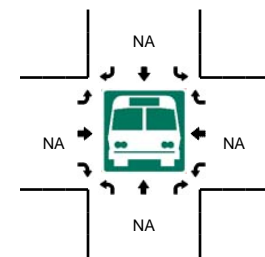
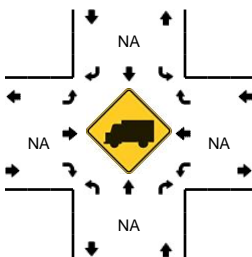
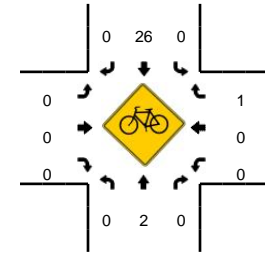
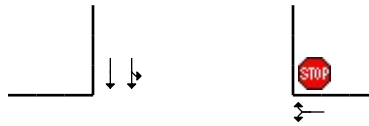
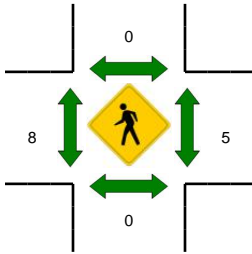
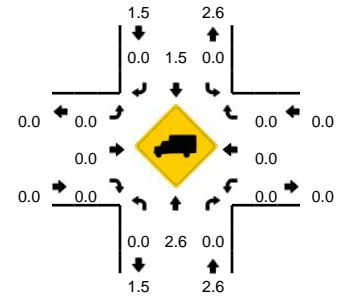
Comments:

LOCATION: Alameda de las Pulgas -- Harrison Way
CITY/STATE: West Menlo Park, CA

QC JOB #: 14598912
DATE: Tue, Jan 16 2018



Peak-Hour: 7:55 AM -- 8:55 AM
Peak 15-Min: 7:55 AM -- 8:10 AM

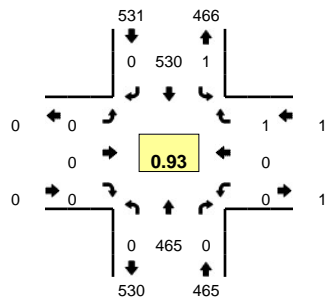


5-Min Count Period Beginning At	Alameda de las Pulgas (Northbound)				Alameda de las Pulgas (Southbound)				Harrison Way (Eastbound)				Harrison Way (Westbound)				Total	Hourly Totals
	Left	Thru	Right	U	Left	Thru	Right	U	Left	Thru	Right	U	Left	Thru	Right	U		
7:00 AM	0	22	0	0	1	15	0	0	0	0	0	0	0	0	0	0	38	
7:05 AM	0	18	0	0	0	31	0	0	0	0	0	0	0	1	0	0	50	
7:10 AM	0	27	0	0	0	37	0	0	0	0	0	0	0	0	0	0	64	
7:15 AM	0	27	0	0	0	33	0	0	0	0	0	0	0	1	0	0	61	
7:20 AM	0	25	1	0	0	34	0	0	0	0	0	0	0	0	0	0	60	
7:25 AM	0	33	1	0	0	41	0	0	0	0	0	0	0	0	2	0	77	
7:30 AM	0	37	0	0	0	35	0	0	0	0	0	0	0	0	0	0	72	
7:35 AM	0	28	0	0	0	38	0	0	0	0	0	0	0	0	0	0	66	
7:40 AM	0	20	0	0	0	51	0	0	0	0	0	0	0	0	0	0	71	
7:45 AM	0	38	0	0	0	62	0	0	0	0	0	0	0	0	0	0	100	
7:50 AM	0	23	0	0	1	56	0	0	0	0	0	0	0	0	0	0	80	
7:55 AM	0	41	0	0	0	66	0	0	0	0	0	0	0	0	0	0	107	846
8:00 AM	0	35	0	0	0	60	0	0	0	0	0	0	0	0	1	0	96	904
8:05 AM	0	38	0	0	0	60	0	0	0	0	0	0	0	0	0	0	98	952
8:10 AM	0	31	0	0	0	56	0	0	0	0	0	0	0	1	0	0	88	976
8:15 AM	0	35	0	0	0	54	0	0	0	0	0	0	0	0	0	0	89	1004
8:20 AM	0	40	0	0	0	58	0	0	0	0	0	0	0	0	0	0	98	1042
8:25 AM	0	23	0	0	0	69	0	0	0	0	0	0	0	0	0	0	92	1057
8:30 AM	0	30	0	1	0	55	0	0	0	0	0	0	0	0	1	0	87	1072
8:35 AM	0	23	0	0	0	57	0	0	0	0	0	0	0	0	0	0	80	1086
8:40 AM	0	27	0	0	0	54	0	0	0	0	0	0	0	0	1	0	82	1097
8:45 AM	0	30	0	0	1	61	0	0	0	0	0	0	0	0	1	0	93	1090
8:50 AM	0	31	1	0	0	64	0	0	0	0	0	0	0	0	2	0	98	1108
8:55 AM	0	24	0	0	0	60	0	0	0	0	0	0	0	0	0	0	84	1085
Peak 15-Min Flowrates	Northbound				Southbound				Eastbound				Westbound				Total	
	Left	Thru	Right	U	Left	Thru	Right	U	Left	Thru	Right	U	Left	Thru	Right	U		
All Vehicles	0	456	0	0	0	744	0	0	0	0	0	0	0	0	4	0	1204	
Heavy Trucks	0	8	0	0	0	16	0	0	0	0	0	0	0	0	0	0	24	
Pedestrians		0				0				12				0			12	
Bicycles	0	1	0		0	7	0			0	0	0		0	0	1	9	
Railroad																		
Stopped Buses																		

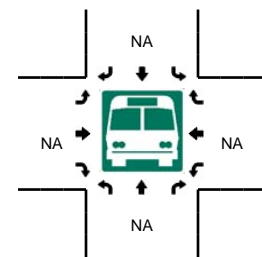
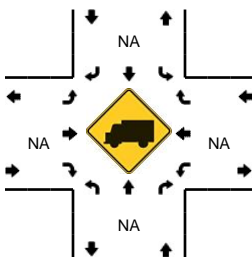
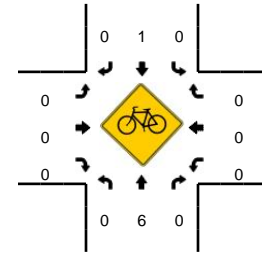
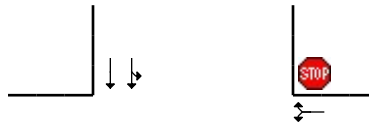
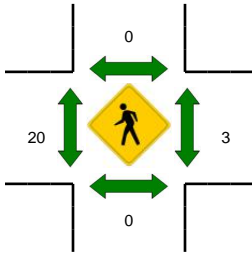
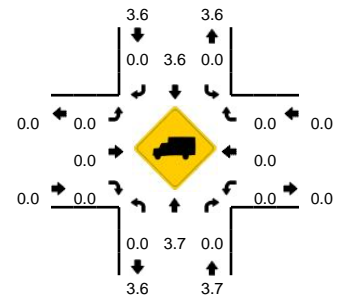
Comments:

LOCATION: Alameda de las Pulgas -- Harrison Way
CITY/STATE: West Menlo Park, CA

QC JOB #: 14598913
DATE: Tue, Jan 16 2018



Peak-Hour: 2:50 PM -- 3:50 PM
Peak 15-Min: 3:20 PM -- 3:35 PM

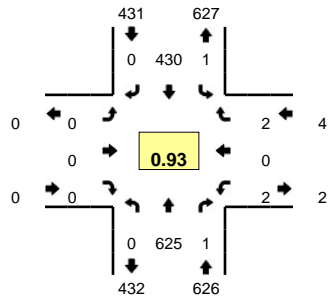


5-Min Count Period Beginning At	Alameda de las Pulgas (Northbound)				Alameda de las Pulgas (Southbound)				Harrison Way (Eastbound)				Harrison Way (Westbound)				Total	Hourly Totals		
	Left	Thru	Right	U	Left	Thru	Right	U	Left	Thru	Right	U	Left	Thru	Right	U				
2:00 PM	0	27	0	0	0	34	0	0	0	0	0	0	0	0	0	1	0	62		
2:05 PM	0	28	0	0	0	31	0	0	0	0	0	0	0	0	0	0	0	59		
2:10 PM	0	26	0	0	0	29	0	0	0	0	0	0	0	0	0	0	0	55		
2:15 PM	0	38	0	0	0	33	0	0	0	0	0	0	0	0	0	0	0	71		
2:20 PM	0	32	0	0	0	26	0	0	0	0	0	0	0	0	0	0	0	58		
2:25 PM	0	19	0	0	1	26	0	0	0	0	0	0	0	1	0	0	0	47		
2:30 PM	0	33	0	0	0	24	0	0	0	0	0	0	0	0	0	0	0	57		
2:35 PM	0	28	0	0	0	35	0	0	0	0	0	0	0	1	0	0	0	64		
2:40 PM	0	37	0	0	0	39	0	0	0	0	0	0	0	0	0	0	0	76		
2:45 PM	0	32	0	0	0	39	0	0	0	0	0	0	0	0	0	0	0	71		
2:50 PM	0	46	0	0	0	31	0	0	0	0	0	0	0	0	0	0	0	77		
2:55 PM	0	43	0	0	0	30	0	0	0	0	0	0	0	0	0	0	0	73	770	
3:00 PM	0	35	0	0	0	39	0	0	0	0	0	0	0	0	0	0	0	74	782	
3:05 PM	0	39	0	0	0	44	0	0	0	0	0	0	0	0	0	1	0	84	807	
3:10 PM	0	33	0	0	1	54	0	0	0	0	0	0	0	0	0	0	0	88	840	
3:15 PM	0	35	0	0	0	39	0	0	0	0	0	0	0	0	0	0	0	74	843	
3:20 PM	0	52	0	0	0	43	0	0	0	0	0	0	0	0	0	0	0	95	880	
3:25 PM	0	46	0	0	0	37	0	0	0	0	0	0	0	0	0	0	0	83	916	
3:30 PM	0	36	0	0	0	53	0	0	0	0	0	0	0	0	0	0	0	89	948	
3:35 PM	0	20	0	0	0	50	0	0	0	0	0	0	0	0	0	0	0	70	954	
3:40 PM	0	38	0	0	0	63	0	0	0	0	0	0	0	0	0	0	0	101	979	
3:45 PM	0	42	0	0	0	47	0	0	0	0	0	0	0	0	0	0	0	89	997	
3:50 PM	0	37	0	0	0	32	0	0	0	0	0	0	0	0	0	0	0	69	989	
3:55 PM	0	43	0	0	0	35	0	0	0	0	0	0	1	0	0	0	0	79	995	
Peak 15-Min Flowrates	Northbound				Southbound				Eastbound				Westbound				Total			
	Left	Thru	Right	U	Left	Thru	Right	U	Left	Thru	Right	U	Left	Thru	Right	U				
All Vehicles	0	536	0	0	0	532	0	0	0	0	0	0	0	0	0	0	0	1068		
Heavy Trucks	0	24	0	0	0	8	0	0	0	0	0	0	0	0	0	0	0	32		
Pedestrians		0				0					4			0				4		
Bicycles	0	3	0		0	0	0			0	0	0		0	0	0		3		
Railroad																				
Stopped Buses																				

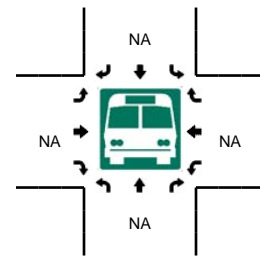
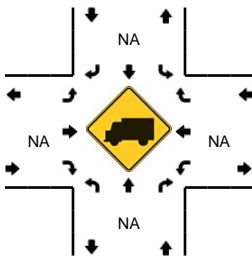
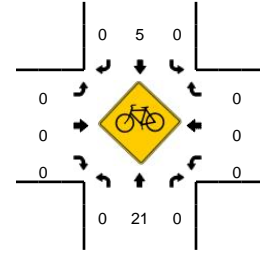
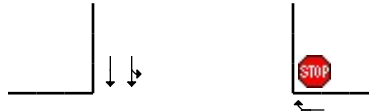
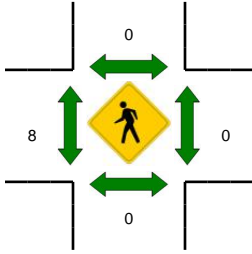
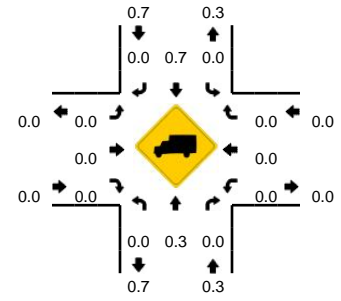
Comments:

LOCATION: Alameda de las Pulgas -- Harrison Way
CITY/STATE: West Menlo Park, CA

QC JOB #: 14598914
DATE: Tue, Jan 16 2018



Peak-Hour: 5:00 PM -- 6:00 PM
Peak 15-Min: 5:30 PM -- 5:45 PM

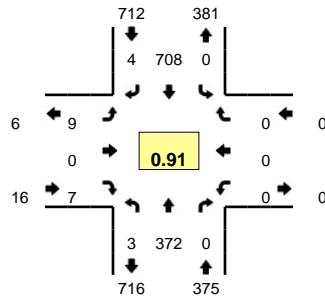


5-Min Count Period Beginning At	Alameda de las Pulgas (Northbound)				Alameda de las Pulgas (Southbound)				Harrison Way (Eastbound)				Harrison Way (Westbound)				Total	Hourly Totals
	Left	Thru	Right	U	Left	Thru	Right	U	Left	Thru	Right	U	Left	Thru	Right	U		
4:00 PM	0	25	0	0	0	49	0	0	0	0	0	0	0	0	0	0	74	
4:05 PM	0	40	0	0	1	30	0	0	0	0	0	0	0	0	0	0	71	
4:10 PM	0	28	0	0	0	35	0	0	0	0	0	0	0	0	0	0	63	
4:15 PM	0	58	0	0	0	29	0	0	0	0	0	0	0	0	0	0	87	
4:20 PM	0	50	0	0	0	34	0	0	0	0	0	0	0	0	0	0	84	
4:25 PM	0	42	0	0	0	41	0	0	0	0	0	0	0	0	0	0	83	
4:30 PM	0	40	0	0	0	44	0	0	0	0	0	0	0	0	0	0	84	
4:35 PM	0	34	0	0	0	25	0	0	0	0	0	0	0	0	0	0	59	
4:40 PM	0	42	0	0	0	39	0	0	0	0	0	0	0	0	0	0	81	
4:45 PM	0	35	0	0	0	32	0	1	0	0	0	0	0	0	0	0	68	
4:50 PM	0	55	1	0	0	25	0	0	0	0	0	0	0	0	0	0	81	
4:55 PM	0	44	0	0	0	24	0	0	0	0	0	0	0	0	0	0	68	903
5:00 PM	0	47	0	0	0	33	0	0	0	0	0	0	0	0	0	0	80	909
5:05 PM	0	67	0	0	1	34	0	0	0	0	0	0	0	0	0	0	102	940
5:10 PM	0	41	0	0	0	31	0	0	0	0	0	0	1	0	0	0	73	950
5:15 PM	0	53	0	0	0	48	0	0	0	0	0	0	0	0	0	0	101	964
5:20 PM	0	52	0	0	0	27	0	0	0	0	0	0	0	0	0	0	79	959
5:25 PM	0	43	0	0	0	28	0	0	0	0	0	0	1	0	0	0	72	948
5:30 PM	0	45	0	0	0	37	0	0	0	0	0	0	0	0	1	0	83	947
5:35 PM	0	63	1	0	0	45	0	0	0	0	0	0	0	0	1	0	110	998
5:40 PM	0	54	0	0	0	39	0	0	0	0	0	0	0	0	0	0	93	1010
5:45 PM	0	42	0	0	0	33	0	0	0	0	0	0	0	0	0	0	75	1017
5:50 PM	0	62	0	0	0	46	0	0	0	0	0	0	0	0	0	0	108	1044
5:55 PM	0	56	0	0	0	29	0	0	0	0	0	0	0	0	0	0	85	1061
Peak 15-Min Flowrates	Northbound				Southbound				Eastbound				Westbound				Total	
	Left	Thru	Right	U	Left	Thru	Right	U	Left	Thru	Right	U	Left	Thru	Right	U		
All Vehicles	0	648	4	0	0	484	0	0	0	0	0	0	0	0	8	0	1144	
Heavy Trucks	0	0	0	0	0	0	0	0	0	0	0	0	0	0	0	0	0	
Pedestrians	0	0	0	0	0	0	0	0	0	8	0	0	0	0	0	0	8	
Bicycles	0	2	0	0	0	2	0	0	0	0	0	0	0	0	0	0	4	
Railroad																		
Stopped Buses																		

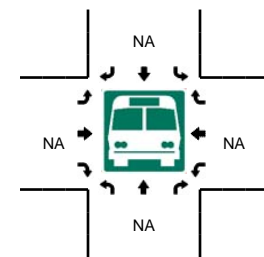
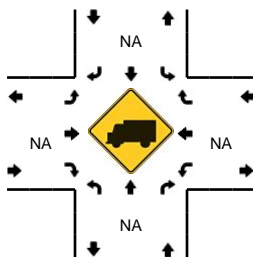
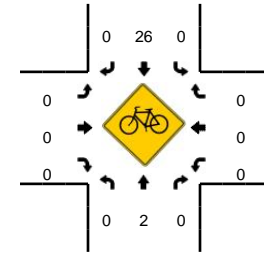
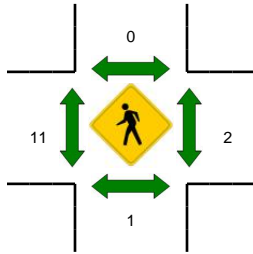
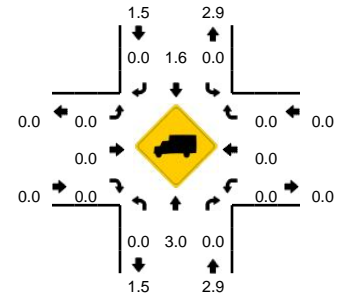
Comments:

LOCATION: Alameda de las Pulgas -- Clayton Dr
CITY/STATE: West Menlo Park, CA

QC JOB #: 14598915
DATE: Tue, Jan 16 2018



Peak-Hour: 7:55 AM -- 8:55 AM
Peak 15-Min: 7:55 AM -- 8:10 AM

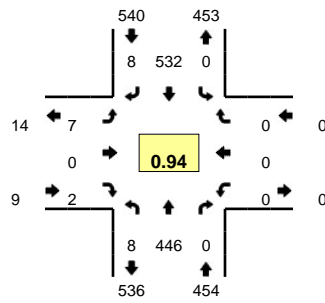


5-Min Count Period Beginning At	Alameda de las Pulgas (Northbound)				Alameda de las Pulgas (Southbound)				Clayton Dr (Eastbound)				Clayton Dr (Westbound)				Total	Hourly Totals	
	Left	Thru	Right	U	Left	Thru	Right	U	Left	Thru	Right	U	Left	Thru	Right	U			
7:00 AM	0	25	0	0	0	14	0	0	0	0	1	0	0	0	0	0	40		
7:05 AM	0	16	0	0	0	32	0	0	0	0	1	0	0	0	0	0	49		
7:10 AM	0	25	0	0	0	36	0	0	1	0	0	0	0	0	0	0	62		
7:15 AM	0	27	0	0	0	34	0	0	1	0	0	0	0	0	0	0	62		
7:20 AM	0	25	0	0	0	33	1	0	0	0	0	0	0	0	0	0	59		
7:25 AM	1	33	0	0	0	42	1	0	0	0	0	0	0	0	0	0	77		
7:30 AM	0	36	0	0	0	35	0	0	1	0	1	0	0	0	0	0	73		
7:35 AM	0	34	0	0	0	39	0	0	1	0	0	0	0	0	0	0	74		
7:40 AM	0	21	0	1	0	51	0	0	0	0	0	0	0	0	0	0	73		
7:45 AM	0	33	0	0	0	60	1	0	0	0	0	0	0	0	0	0	94		
7:50 AM	1	23	0	0	0	55	0	0	0	0	1	0	0	0	0	0	80		
7:55 AM	1	41	0	0	0	66	0	0	1	0	2	0	0	0	0	0	111	854	
8:00 AM	0	32	0	0	0	60	0	0	0	0	1	0	0	0	0	0	93	907	
8:05 AM	0	37	0	1	0	60	1	0	0	0	1	0	0	0	0	0	100	958	
8:10 AM	0	32	0	0	0	59	0	0	3	0	0	0	0	0	0	0	94	990	
8:15 AM	0	29	0	0	0	52	0	0	2	0	0	0	0	0	0	0	83	1011	
8:20 AM	0	42	0	0	0	56	0	0	0	0	0	0	0	0	0	0	98	1050	
8:25 AM	1	22	0	0	0	68	0	0	0	0	0	0	0	0	0	0	91	1064	
8:30 AM	0	29	0	0	0	56	1	0	1	0	1	0	0	0	0	0	88	1079	
8:35 AM	0	23	0	0	0	55	1	0	0	0	1	0	0	0	0	0	80	1085	
8:40 AM	0	25	0	0	0	50	1	0	1	0	0	0	0	0	0	0	77	1089	
8:45 AM	0	29	0	0	0	62	0	0	1	0	0	0	0	0	0	0	92	1087	
8:50 AM	0	31	0	0	0	64	0	0	0	0	1	0	0	0	0	0	96	1103	
8:55 AM	0	24	0	0	0	60	0	0	0	0	0	0	0	0	0	0	84	1076	
Peak 15-Min Flowrates	Northbound				Southbound				Eastbound				Westbound				Total		
	Left	Thru	Right	U	Left	Thru	Right	U	Left	Thru	Right	U	Left	Thru	Right	U			
All Vehicles	4	440	0	4	0	744	4	0	4	0	16	0	0	0	0	0	1216		
Heavy Trucks	0	8	0	0	0	16	0	0	0	0	0	0	0	0	0	0	24		
Pedestrians	4				0				4				0				8		
Bicycles	0	1	0		0	7	0		0	0	0		0	0	0		8		
Railroad																			
Stopped Buses																			

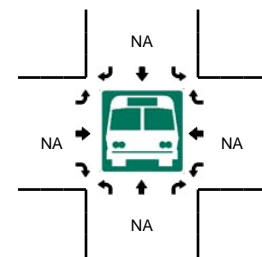
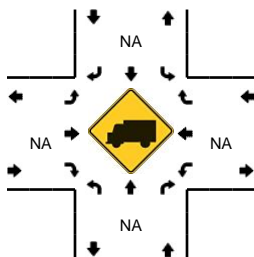
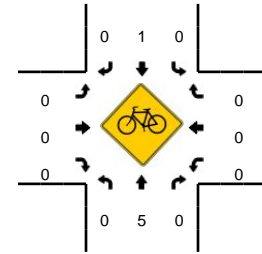
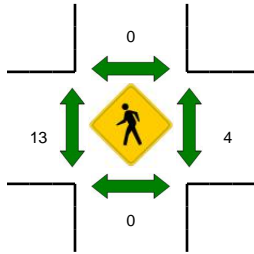
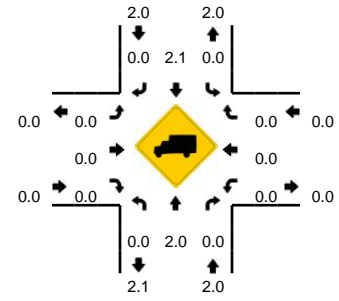
Comments:

LOCATION: Alameda de las Pulgas -- Clayton Dr
CITY/STATE: West Menlo Park, CA

QC JOB #: 14598916
DATE: Tue, Jan 16 2018



Peak-Hour: 3:00 PM -- 4:00 PM
Peak 15-Min: 3:20 PM -- 3:35 PM

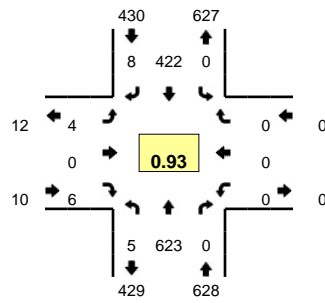


5-Min Count Period Beginning At	Alameda de las Pulgas (Northbound)				Alameda de las Pulgas (Southbound)				Clayton Dr (Eastbound)				Clayton Dr (Westbound)				Total	Hourly Totals
	Left	Thru	Right	U	Left	Thru	Right	U	Left	Thru	Right	U	Left	Thru	Right	U		
2:00 PM	0	27	0	1	0	32	2	0	0	0	0	0	0	0	0	0	62	
2:05 PM	1	28	0	0	0	30	1	0	0	0	0	0	0	0	0	0	60	
2:10 PM	0	29	0	1	0	28	1	0	0	0	0	0	0	0	0	0	59	
2:15 PM	0	35	0	0	0	34	0	0	0	0	1	0	0	0	0	0	70	
2:20 PM	0	32	0	0	0	26	0	0	0	0	0	0	0	0	0	0	58	
2:25 PM	0	19	0	0	0	26	1	0	0	0	0	0	0	0	0	0	46	
2:30 PM	0	34	0	0	0	24	0	0	0	0	1	0	0	0	0	0	59	
2:35 PM	0	27	0	0	0	36	0	0	1	0	0	0	0	0	0	0	64	
2:40 PM	0	36	0	0	0	39	0	0	0	0	0	0	0	0	0	0	75	
2:45 PM	0	30	0	0	0	39	0	0	0	0	0	0	0	0	0	0	69	
2:50 PM	0	49	0	0	0	33	0	0	0	0	0	0	0	0	0	0	82	
2:55 PM	0	39	0	0	0	29	0	0	0	0	0	0	0	0	0	0	68	772
3:00 PM	0	34	0	0	0	40	0	0	1	0	0	0	0	0	0	0	75	785
3:05 PM	0	40	0	0	0	43	1	0	0	0	0	0	0	0	0	0	84	809
3:10 PM	2	29	0	0	0	54	1	0	1	0	0	0	0	0	0	0	87	837
3:15 PM	1	36	0	0	0	38	1	0	0	0	0	0	0	0	0	0	76	843
3:20 PM	1	53	0	0	0	43	1	0	1	0	0	0	0	0	0	0	99	884
3:25 PM	0	42	0	0	0	37	0	0	1	0	0	0	0	0	0	0	80	918
3:30 PM	0	33	0	0	0	53	0	0	0	0	1	0	0	0	0	0	87	946
3:35 PM	0	27	0	0	0	50	0	0	0	0	0	0	0	0	0	0	77	959
3:40 PM	0	36	0	1	0	61	1	0	0	0	0	0	0	0	0	0	99	983
3:45 PM	1	35	0	0	0	48	1	0	2	0	0	0	0	0	0	0	87	1001
3:50 PM	0	37	0	0	0	30	1	0	0	0	1	0	0	0	0	0	69	988
3:55 PM	1	44	0	1	0	35	1	0	1	0	0	0	0	0	0	0	83	1003
Peak 15-Min Flowrates	Northbound				Southbound				Eastbound				Westbound				Total	
	Left	Thru	Right	U	Left	Thru	Right	U	Left	Thru	Right	U	Left	Thru	Right	U		
All Vehicles	4	512	0	0	0	532	4	0	8	0	4	0	0	0	0	0	1064	
Heavy Trucks	0	12	0	0	0	4	0	0	0	0	0	0	0	0	0	0	16	
Pedestrians		0				0				4				0			4	
Bicycles	0	3	0		0	0	0		0	0	0		0	0	0		3	
Railroad																		
Stopped Buses																		

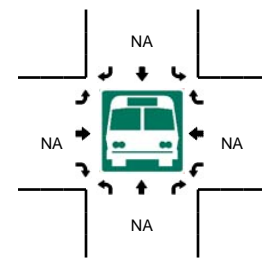

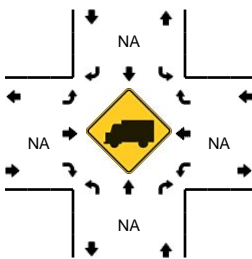
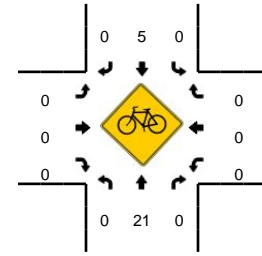

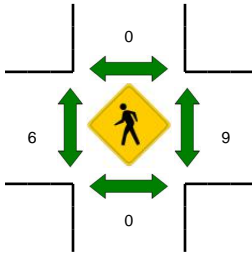
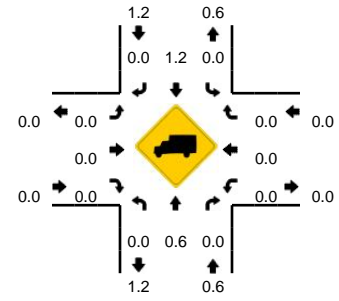
Comments:

LOCATION: Alameda de las Pulgas -- Clayton Dr
CITY/STATE: West Menlo Park, CA

QC JOB #: 14598917
DATE: Tue, Jan 16 2018



Peak-Hour: 5:00 PM -- 6:00 PM
Peak 15-Min: 5:40 PM -- 5:55 PM

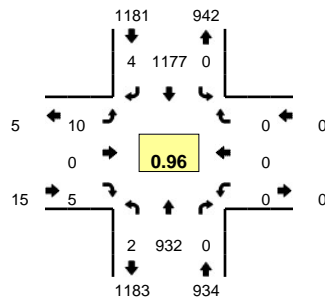


5-Min Count Period Beginning At	Alameda de las Pulgas (Northbound)				Alameda de las Pulgas (Southbound)				Clayton Dr (Eastbound)				Clayton Dr (Westbound)				Total	Hourly Totals
	Left	Thru	Right	U	Left	Thru	Right	U	Left	Thru	Right	U	Left	Thru	Right	U		
4:00 PM	0	22	0	0	0	50	0	0	0	0	0	0	0	0	0	0	72	
4:05 PM	0	40	0	0	0	30	0	0	0	0	0	0	0	0	0	0	70	
4:10 PM	0	28	0	0	0	34	0	0	0	0	0	0	0	0	0	0	62	
4:15 PM	1	58	0	0	0	32	0	0	1	0	0	0	0	0	0	0	92	
4:20 PM	1	54	0	0	0	32	0	0	0	0	0	0	0	0	0	0	87	
4:25 PM	0	39	0	0	0	38	1	0	1	0	0	0	0	0	0	0	79	
4:30 PM	0	40	0	0	0	44	0	0	0	0	1	0	0	0	0	0	85	
4:35 PM	0	33	0	0	0	25	0	0	0	0	0	0	0	0	0	0	58	
4:40 PM	0	46	0	0	0	38	1	0	0	0	0	0	0	0	0	0	85	
4:45 PM	1	36	0	0	0	33	0	0	0	0	1	0	0	0	0	0	71	
4:50 PM	0	55	0	0	0	24	2	0	0	0	0	0	0	0	0	0	81	
4:55 PM	0	44	0	0	0	23	0	0	0	0	0	0	0	0	0	0	67	909
5:00 PM	0	48	0	0	0	31	1	0	0	0	2	0	0	0	0	0	82	919
5:05 PM	1	67	0	0	0	31	2	0	0	0	0	0	0	0	0	0	101	950
5:10 PM	1	41	0	0	0	31	1	0	0	0	1	0	0	0	0	0	75	963
5:15 PM	0	51	0	0	0	49	0	0	1	0	1	0	0	0	0	0	102	973
5:20 PM	0	51	0	0	0	25	1	0	0	0	0	0	0	0	0	0	77	963
5:25 PM	1	47	0	0	0	29	0	0	0	0	0	0	0	0	0	0	77	961
5:30 PM	0	46	0	0	0	36	1	0	0	0	0	0	0	0	0	0	83	959
5:35 PM	0	58	0	1	0	44	1	0	0	0	0	0	0	0	0	0	104	1005
5:40 PM	0	54	0	0	0	39	0	0	1	0	0	0	0	0	0	0	94	1014
5:45 PM	1	42	0	0	0	33	0	0	0	0	1	0	0	0	0	0	77	1020
5:50 PM	0	67	0	0	0	46	0	0	1	0	1	0	0	0	0	0	115	1054
5:55 PM	0	51	0	0	0	28	1	0	1	0	0	0	0	0	0	0	81	1068
Peak 15-Min Flowrates	Northbound				Southbound				Eastbound				Westbound				Total	
	Left	Thru	Right	U	Left	Thru	Right	U	Left	Thru	Right	U	Left	Thru	Right	U		
All Vehicles	4	652	0	0	0	472	0	0	8	0	8	0	0	0	0	0	1144	
Heavy Trucks	0	0	0	0	0	0	0	0	0	0	0	0	0	0	0	0	0	
Pedestrians	0	0	0	0	0	0	0	0	4	0	0	0	36	0	0	0	40	
Bicycles	0	4	0	0	0	2	0	0	0	0	0	0	0	0	0	0	6	
Railroad																		
Stopped Buses																		

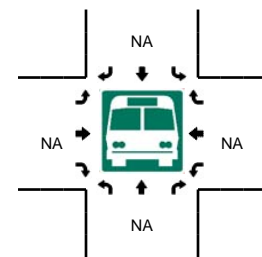

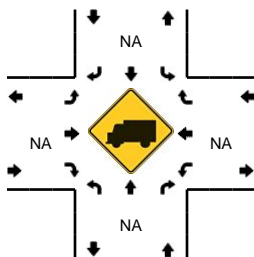
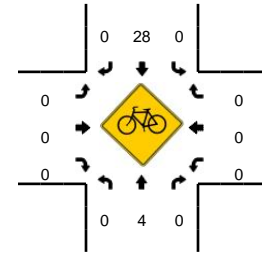

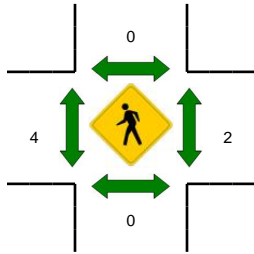
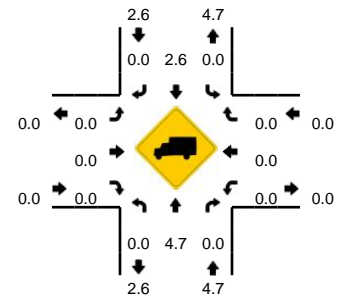
Comments:

LOCATION: Alameda de las Pulgas/ Santa Cruz Ave -- Oak Hollow Way
CITY/STATE: West Menlo Park, CA

QC JOB #: 14598918
DATE: Tue, Jan 16 2018



Peak-Hour: 7:45 AM -- 8:45 AM
Peak 15-Min: 7:45 AM -- 8:00 AM

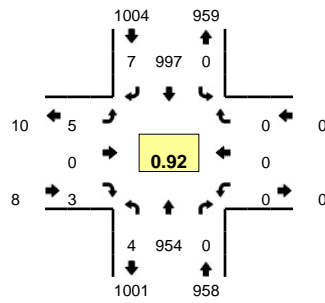


5-Min Count Period Beginning At	Alameda de las Pulgas/ Santa Cruz Ave (Northbound)				Alameda de las Pulgas/ Santa Cruz Ave (Southbound)				Oak Hollow Way (Eastbound)				Oak Hollow Way (Westbound)				Total	Hourly Totals
	Left	Thru	Right	U	Left	Thru	Right	U	Left	Thru	Right	U	Left	Thru	Right	U		
7:00 AM	0	44	0	0	0	23	0	0	0	0	0	0	0	0	0	0	67	
7:05 AM	0	61	0	0	0	51	0	1	0	0	0	0	0	0	0	0	113	
7:10 AM	0	59	0	0	0	57	0	0	0	0	0	0	0	0	0	0	116	
7:15 AM	0	44	0	0	0	56	0	0	1	0	0	0	0	0	0	0	101	
7:20 AM	0	65	0	0	0	48	0	0	0	0	1	0	0	0	0	0	114	
7:25 AM	0	65	0	0	0	59	0	0	1	0	1	0	0	0	0	0	126	
7:30 AM	0	89	0	0	0	69	0	0	0	0	0	0	0	0	0	0	158	
7:35 AM	0	92	0	0	0	62	0	0	0	0	0	0	0	0	0	0	154	
7:40 AM	0	86	0	0	0	81	0	0	0	0	0	0	0	0	0	0	167	
7:45 AM	0	86	0	0	0	110	0	0	0	0	0	0	0	0	0	0	196	
7:50 AM	0	68	0	0	0	104	1	0	1	0	1	0	0	0	0	0	175	
7:55 AM	0	82	0	0	0	100	1	0	2	0	0	0	0	0	0	0	185	1672
8:00 AM	0	77	0	0	0	106	0	0	2	0	0	0	0	0	0	0	185	1790
8:05 AM	0	93	0	0	0	86	1	0	0	0	1	0	0	0	0	0	181	1858
8:10 AM	0	73	0	0	0	107	0	0	1	0	1	0	0	0	0	0	182	1924
8:15 AM	0	97	0	0	0	77	0	0	0	0	0	0	0	0	0	0	174	1997
8:20 AM	0	83	0	0	0	91	0	0	0	0	1	0	0	0	0	0	175	2058
8:25 AM	1	65	0	1	0	122	1	0	1	0	0	0	0	0	0	0	191	2123
8:30 AM	0	65	0	0	0	79	0	0	0	0	1	0	0	0	0	0	145	2110
8:35 AM	0	66	0	0	0	101	0	0	0	0	0	0	0	0	0	0	167	2123
8:40 AM	0	77	0	0	0	94	0	0	3	0	0	0	0	0	0	0	174	2130
8:45 AM	0	67	0	0	0	89	1	0	0	0	1	0	0	0	0	0	158	2092
8:50 AM	0	84	0	0	0	94	1	0	0	0	0	0	0	0	0	0	179	2096
8:55 AM	1	59	0	0	0	97	0	0	0	0	0	0	0	0	0	0	157	2068
Peak 15-Min Flowrates	Northbound				Southbound				Eastbound				Westbound				Total	
	Left	Thru	Right	U	Left	Thru	Right	U	Left	Thru	Right	U	Left	Thru	Right	U		
All Vehicles	0	944	0	0	0	1256	8	0	12	0	4	0	0	0	0	0	2224	
Heavy Trucks	0	36	0	0	0	44	0	0	0	0	0	0	0	0	0	0	80	
Pedestrians		0				0				0				0			0	
Bicycles	0	0	0		0	7	0		0	0	0		0	0	0		7	
Railroad																		
Stopped Buses																		

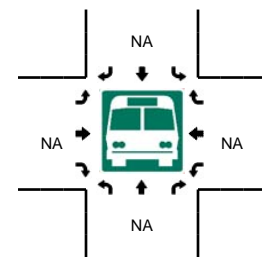

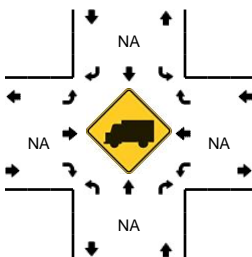
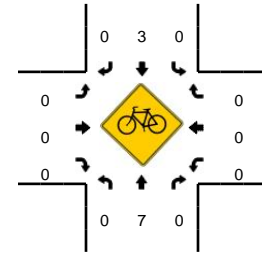

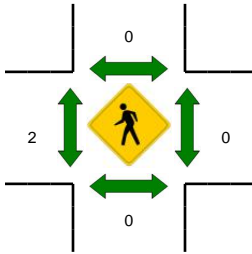
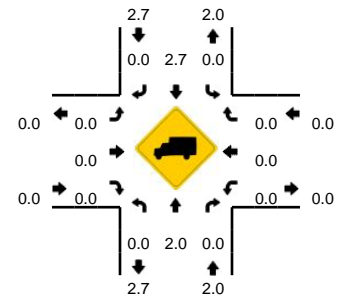
Comments:

LOCATION: Alameda de las Pulgas/ Santa Cruz Ave -- Oak Hollow Way
CITY/STATE: West Menlo Park, CA

QC JOB #: 14598919
DATE: Tue, Jan 16 2018



Peak-Hour: 3:00 PM -- 4:00 PM
Peak 15-Min: 3:20 PM -- 3:35 PM

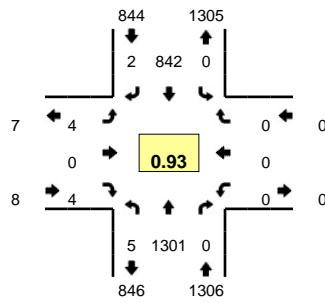


5-Min Count Period Beginning At	Alameda de las Pulgas/ Santa Cruz Ave (Northbound)				Alameda de las Pulgas/ Santa Cruz Ave (Southbound)				Oak Hollow Way (Eastbound)				Oak Hollow Way (Westbound)				Total	Hourly Totals
	Left	Thru	Right	U	Left	Thru	Right	U	Left	Thru	Right	U	Left	Thru	Right	U		
2:00 PM	0	54	0	0	0	61	1	0	0	0	1	0	0	0	0	0	117	
2:05 PM	1	55	0	0	0	67	0	0	0	0	0	0	0	0	0	0	123	
2:10 PM	0	57	0	0	0	57	0	0	0	0	0	0	0	0	0	0	114	
2:15 PM	0	60	0	0	0	56	0	0	0	0	1	0	0	0	0	0	117	
2:20 PM	0	66	0	0	0	58	1	0	1	0	0	0	0	0	0	0	126	
2:25 PM	1	59	0	0	0	47	0	0	0	0	1	0	0	0	0	0	108	
2:30 PM	0	67	0	0	0	68	0	0	1	0	0	0	0	0	0	0	136	
2:35 PM	0	67	0	0	0	71	1	0	1	0	2	0	0	0	0	0	142	
2:40 PM	0	64	0	0	0	65	0	0	0	0	0	0	0	0	0	0	129	
2:45 PM	0	75	0	0	0	73	0	0	0	0	0	0	0	0	0	0	148	
2:50 PM	0	98	0	1	0	66	1	0	0	0	1	0	0	0	0	0	167	
2:55 PM	0	76	0	0	0	60	0	0	0	0	0	0	0	0	0	0	136	1563
3:00 PM	0	61	0	1	0	65	0	0	0	0	0	0	0	0	0	0	127	1573
3:05 PM	0	78	0	0	0	83	1	0	2	0	0	0	0	0	0	0	164	1614
3:10 PM	0	89	0	0	0	85	2	0	0	0	0	0	0	0	0	0	176	1676
3:15 PM	0	74	0	0	0	72	0	0	1	0	0	0	0	0	0	0	147	1706
3:20 PM	1	86	0	0	0	78	1	0	0	0	0	0	0	0	0	0	166	1746
3:25 PM	0	100	0	0	0	90	0	0	0	0	2	0	0	0	0	0	192	1830
3:30 PM	0	78	0	0	0	100	1	0	0	0	1	0	0	0	0	0	180	1874
3:35 PM	0	51	0	0	0	95	2	0	1	0	0	0	0	0	0	0	149	1881
3:40 PM	1	80	0	0	0	88	0	0	1	0	0	0	0	0	0	0	170	1922
3:45 PM	0	91	0	0	0	96	0	0	0	0	0	0	0	0	0	0	187	1961
3:50 PM	1	77	0	0	0	73	0	0	0	0	0	0	0	0	0	0	151	1945
3:55 PM	0	89	0	0	0	72	0	0	0	0	0	0	0	0	0	0	161	1970
Peak 15-Min Flowrates	Northbound				Southbound				Eastbound				Westbound				Total	
	Left	Thru	Right	U	Left	Thru	Right	U	Left	Thru	Right	U	Left	Thru	Right	U		
All Vehicles	4	1056	0	0	0	1072	8	0	0	0	12	0	0	0	0	0	2152	
Heavy Trucks	0	28	0	0	0	8	0	0	0	0	0	0	0	0	0	0	36	
Pedestrians		0				0					0						0	
Bicycles	0	4	0		0	1	0		0	0	0		0	0	0		5	
Railroad																		
Stopped Buses																		

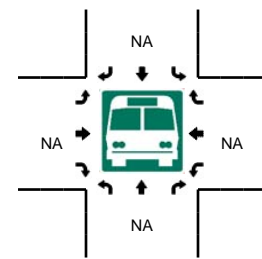

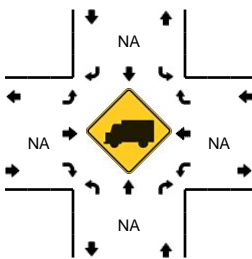
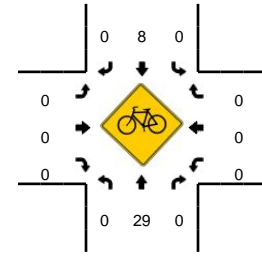

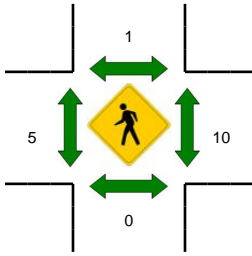
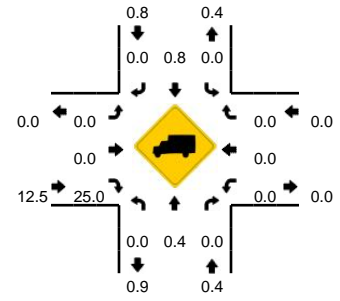
Comments:

LOCATION: Alameda de las Pulgas/ Santa Cruz Ave -- Oak Hollow Way
CITY/STATE: West Menlo Park, CA

QC JOB #: 14598920
DATE: Tue, Jan 16 2018



Peak-Hour: 5:00 PM -- 6:00 PM
Peak 15-Min: 5:40 PM -- 5:55 PM

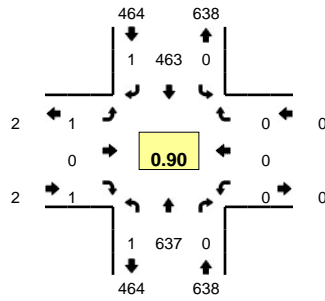


5-Min Count Period Beginning At	Alameda de las Pulgas/ Santa Cruz Ave (Northbound)				Alameda de las Pulgas/ Santa Cruz Ave (Southbound)				Oak Hollow Way (Eastbound)				Oak Hollow Way (Westbound)				Total	Hourly Totals
	Left	Thru	Right	U	Left	Thru	Right	U	Left	Thru	Right	U	Left	Thru	Right	U		
4:00 PM	2	61	0	0	0	84	0	0	1	0	1	0	0	0	0	0	149	
4:05 PM	1	88	0	0	0	82	0	0	0	0	0	0	0	0	0	0	171	
4:10 PM	0	74	0	0	0	70	0	0	0	0	0	0	0	0	0	0	144	
4:15 PM	1	98	0	0	0	69	0	0	1	0	0	0	0	0	0	0	169	
4:20 PM	0	104	0	0	0	78	1	0	0	0	0	0	0	0	0	0	183	
4:25 PM	0	65	0	0	0	76	0	0	1	0	0	0	0	0	0	0	142	
4:30 PM	1	83	0	0	0	89	1	0	0	0	0	0	0	0	0	0	174	
4:35 PM	1	86	0	0	0	68	1	0	1	0	0	0	0	0	0	0	157	
4:40 PM	1	84	0	0	0	72	0	0	0	0	4	0	0	0	0	0	161	
4:45 PM	0	104	0	0	0	72	0	0	0	0	1	0	0	0	0	0	177	
4:50 PM	0	104	0	0	0	58	0	0	0	0	0	0	0	0	0	0	162	
4:55 PM	1	87	0	0	0	51	0	0	0	0	1	0	0	0	0	0	140	1929
5:00 PM	0	94	0	0	0	60	1	0	1	0	0	0	0	0	0	0	156	1936
5:05 PM	0	123	0	0	0	63	0	0	0	0	1	0	0	0	0	0	187	1952
5:10 PM	0	94	0	0	0	73	0	0	0	0	0	0	0	0	0	0	167	1975
5:15 PM	1	116	0	0	0	70	1	0	0	0	1	0	0	0	0	0	189	1995
5:20 PM	1	115	0	0	0	75	0	0	1	0	1	0	0	0	0	0	193	2005
5:25 PM	0	100	0	0	0	52	0	0	0	0	0	0	0	0	0	0	152	2015
5:30 PM	0	91	0	0	0	69	0	0	2	0	0	0	0	0	0	0	162	2003
5:35 PM	0	127	0	0	0	72	0	0	0	0	0	0	0	0	0	0	199	2045
5:40 PM	1	117	0	0	0	85	0	0	0	0	0	0	0	0	0	0	203	2087
5:45 PM	1	93	0	0	0	81	0	0	0	0	0	0	0	0	0	0	175	2085
5:50 PM	1	121	0	0	0	82	0	0	0	0	1	0	0	0	0	0	205	2128
5:55 PM	0	110	0	0	0	60	0	0	0	0	0	0	0	0	0	0	170	2158
Peak 15-Min Flowrates	Northbound				Southbound				Eastbound				Westbound				Total	
	Left	Thru	Right	U	Left	Thru	Right	U	Left	Thru	Right	U	Left	Thru	Right	U		
All Vehicles	12	1324	0	0	0	992	0	0	0	0	0	4	0	0	0	0	2332	
Heavy Trucks	0	0	0	0	0	0	0	0	0	0	0	0	0	0	0	0	0	
Pedestrians		0				0								36			36	
Bicycles	0	8	0		0	3	0		0	0	0		0	0	0		11	
Railroad																		
Stopped Buses																		

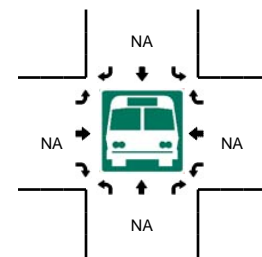

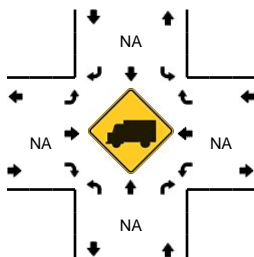
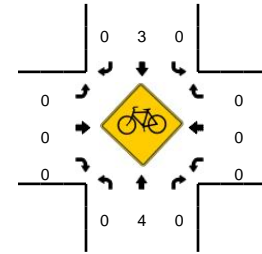
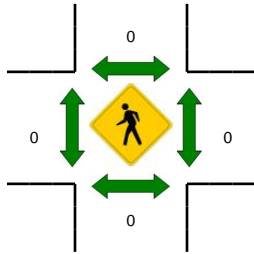
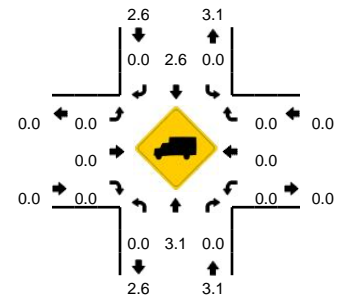
Comments:

LOCATION: Santa Cruz Ave -- Crocus St
CITY/STATE: West Menlo Park, CA

QC JOB #: 14598921
DATE: Tue, Jan 16 2018



Peak-Hour: 7:30 AM -- 8:30 AM
Peak 15-Min: 7:45 AM -- 8:00 AM

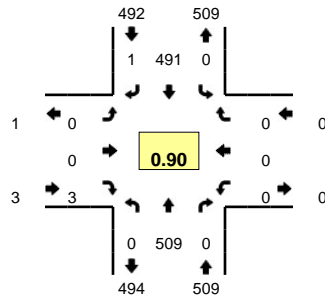


5-Min Count Period Beginning At	Santa Cruz Ave (Northbound)				Santa Cruz Ave (Southbound)				Crocus St (Eastbound)				Crocus St (Westbound)				Total	Hourly Totals
	Left	Thru	Right	U	Left	Thru	Right	U	Left	Thru	Right	U	Left	Thru	Right	U		
7:00 AM	0	23	0	0	0	11	0	0	0	0	0	0	0	0	0	0	34	
7:05 AM	0	35	0	0	0	15	0	0	0	0	0	0	0	0	0	0	50	
7:10 AM	0	40	0	0	0	25	0	0	0	0	0	1	0	0	0	0	66	
7:15 AM	0	20	0	0	0	24	0	0	0	0	0	0	0	0	0	0	44	
7:20 AM	0	42	0	0	0	16	0	0	0	0	0	0	0	0	0	0	58	
7:25 AM	0	35	0	0	0	23	0	0	0	0	0	0	0	0	0	0	58	
7:30 AM	0	52	0	0	0	28	0	0	0	0	0	0	0	0	0	0	80	
7:35 AM	0	62	0	0	0	21	0	0	0	0	0	0	0	0	0	0	83	
7:40 AM	0	47	0	0	0	40	0	0	0	0	0	0	0	0	0	0	87	
7:45 AM	0	68	0	0	0	58	0	0	0	0	0	0	0	0	0	0	126	
7:50 AM	0	45	0	0	0	48	0	0	1	0	0	0	0	0	0	0	94	
7:55 AM	0	52	0	0	0	36	0	0	0	0	0	0	0	0	0	0	88	868
8:00 AM	0	53	0	0	0	45	0	0	0	0	0	0	0	0	0	0	98	932
8:05 AM	0	55	0	0	0	48	0	0	0	0	0	0	0	0	0	0	103	985
8:10 AM	0	51	0	0	0	30	0	0	0	0	0	0	0	0	0	0	81	1000
8:15 AM	0	58	0	0	0	30	0	0	0	0	0	0	0	0	0	0	88	1044
8:20 AM	1	47	0	0	0	41	1	0	0	0	0	0	0	0	0	0	90	1076
8:25 AM	0	47	0	0	0	38	0	0	0	0	0	1	0	0	0	0	86	1104
8:30 AM	0	37	0	0	0	34	0	0	0	0	0	0	0	0	0	0	71	1095
8:35 AM	0	43	0	0	0	41	0	0	0	0	0	0	0	0	0	0	84	1096
8:40 AM	0	54	0	0	0	36	0	0	0	0	0	0	0	0	0	0	90	1099
8:45 AM	1	44	0	0	0	36	0	0	0	0	0	0	0	0	0	0	81	1054
8:50 AM	0	56	0	0	0	26	0	0	0	0	0	0	0	0	0	0	82	1042
8:55 AM	0	39	0	0	0	33	0	0	0	0	0	0	0	0	0	0	72	1026
Peak 15-Min Flowrates	Northbound				Southbound				Eastbound				Westbound				Total	
	Left	Thru	Right	U	Left	Thru	Right	U	Left	Thru	Right	U	Left	Thru	Right	U		
All Vehicles	0	660	0	0	0	568	0	0	4	0	0	0	0	0	0	0	1232	
Heavy Trucks	0	24	0	0	0	16	0	0	0	0	0	0	0	0	0	0	40	
Pedestrians		0				0											0	
Bicycles	0	1	0		0	1	0		0	0	0		0	0	0		2	
Railroad																		
Stopped Buses																		

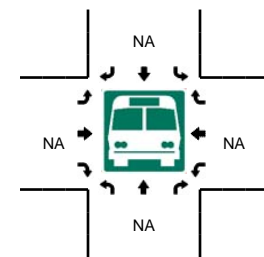
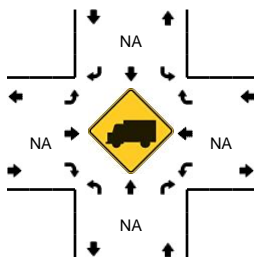
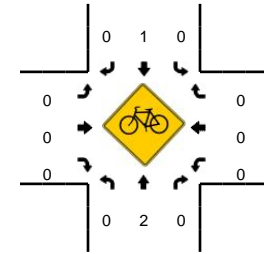
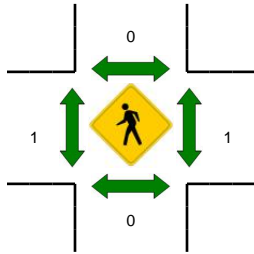
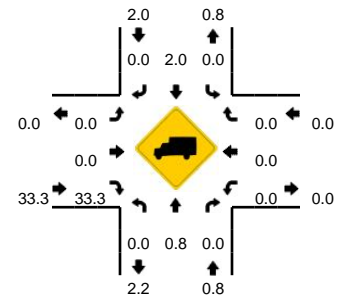
Comments:

LOCATION: Santa Cruz Ave -- Crocus St
CITY/STATE: West Menlo Park, CA

QC JOB #: 14598922
DATE: Tue, Jan 16 2018



Peak-Hour: 3:00 PM -- 4:00 PM
Peak 15-Min: 3:20 PM -- 3:35 PM

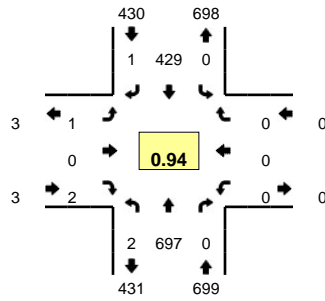


5-Min Count Period Beginning At	Santa Cruz Ave (Northbound)				Santa Cruz Ave (Southbound)				Crocus St (Eastbound)				Crocus St (Westbound)				Total	Hourly Totals
	Left	Thru	Right	U	Left	Thru	Right	U	Left	Thru	Right	U	Left	Thru	Right	U		
2:00 PM	0	30	0	0	0	31	0	0	0	0	0	0	0	0	0	0	61	
2:05 PM	0	32	0	0	0	31	1	0	0	0	0	0	0	0	0	0	64	
2:10 PM	0	26	0	0	0	26	0	0	0	0	0	0	0	0	0	0	52	
2:15 PM	0	25	0	1	0	25	0	0	0	0	0	0	0	0	0	0	51	
2:20 PM	0	32	0	0	0	28	1	0	0	0	0	1	0	0	0	0	62	
2:25 PM	0	38	0	0	0	36	0	0	0	0	0	0	0	0	0	0	74	
2:30 PM	0	41	0	0	0	34	1	0	0	0	0	0	0	0	0	0	76	
2:35 PM	0	40	0	0	0	35	1	0	0	0	0	0	0	0	0	0	76	
2:40 PM	0	29	0	0	0	30	0	0	0	0	0	0	0	0	0	0	59	
2:45 PM	0	46	0	0	0	33	0	0	0	0	0	0	0	0	0	0	79	
2:50 PM	0	54	0	0	0	35	0	0	0	0	0	0	0	0	0	0	89	
2:55 PM	0	31	0	0	0	31	0	0	1	0	0	0	0	0	0	0	63	806
3:00 PM	0	27	0	0	0	38	0	0	0	0	0	1	0	0	0	0	66	811
3:05 PM	0	47	0	0	0	43	0	0	0	0	0	1	0	0	0	0	91	838
3:10 PM	0	52	0	0	0	28	0	0	0	0	0	0	0	0	0	0	80	866
3:15 PM	0	45	0	0	0	37	0	0	0	0	0	0	0	0	0	0	82	897
3:20 PM	0	35	0	0	0	41	0	0	0	0	0	0	0	0	0	0	76	911
3:25 PM	0	52	0	0	0	51	0	0	0	0	0	0	0	0	0	0	103	940
3:30 PM	0	46	0	0	0	54	0	0	0	0	0	0	0	0	0	0	100	964
3:35 PM	0	30	0	0	0	40	1	0	0	0	0	0	0	0	0	0	71	959
3:40 PM	0	39	0	0	0	35	0	0	0	0	0	1	0	0	0	0	75	975
3:45 PM	0	54	0	0	0	45	0	0	0	0	0	0	0	0	0	0	99	995
3:50 PM	0	42	0	0	0	39	0	0	0	0	0	0	0	0	0	0	81	987
3:55 PM	0	40	0	0	0	40	0	0	0	0	0	0	0	0	0	0	80	1004
Peak 15-Min Flowrates	Northbound				Southbound				Eastbound				Westbound				Total	
	Left	Thru	Right	U	Left	Thru	Right	U	Left	Thru	Right	U	Left	Thru	Right	U		
All Vehicles	0	532	0	0	0	584	0	0	0	0	0	0	0	0	0	0	1116	
Heavy Trucks	0	4	0	0	0	4	0	0	0	0	0	0	0	0	0	0	8	
Pedestrians	0	0	0	0	0	0	0	0	0	0	0	0	0	0	0	0	0	
Bicycles	0	1	0	0	0	0	0	0	0	0	0	0	0	0	0	0	1	
Railroad																		
Stopped Buses																		

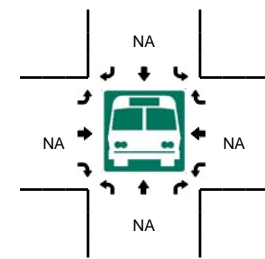
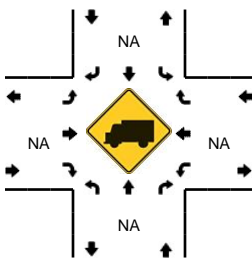
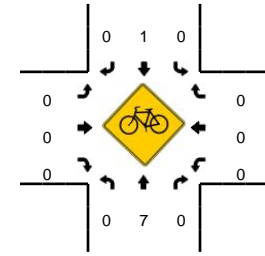
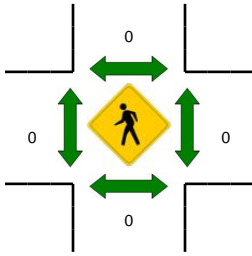
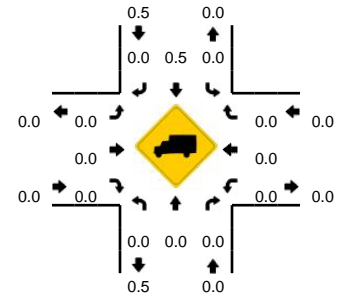
Comments:

LOCATION: Santa Cruz Ave -- Crocus St
CITY/STATE: West Menlo Park, CA

QC JOB #: 14598923
DATE: Tue, Jan 16 2018



Peak-Hour: 5:00 PM -- 6:00 PM
Peak 15-Min: 5:10 PM -- 5:25 PM

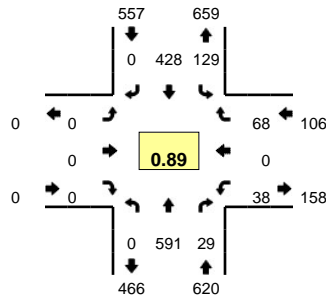


5-Min Count Period Beginning At	Santa Cruz Ave (Northbound)				Santa Cruz Ave (Southbound)				Crocus St (Eastbound)				Crocus St (Westbound)				Total	Hourly Totals
	Left	Thru	Right	U	Left	Thru	Right	U	Left	Thru	Right	U	Left	Thru	Right	U		
4:00 PM	0	40	0	0	0	34	0	0	0	0	0	0	0	0	0	0	74	
4:05 PM	0	48	0	0	0	48	0	0	0	0	0	0	0	0	0	0	96	
4:10 PM	0	37	0	0	0	40	0	0	0	0	0	0	0	0	0	0	77	
4:15 PM	0	49	0	0	0	38	0	0	0	0	0	0	0	0	0	0	87	
4:20 PM	0	54	0	0	0	41	0	0	0	0	0	0	0	0	0	0	95	
4:25 PM	0	30	0	0	0	46	0	0	0	0	0	0	0	0	0	0	76	
4:30 PM	0	40	0	0	0	41	0	0	0	0	0	0	0	0	0	0	81	
4:35 PM	0	58	0	0	0	42	0	0	0	0	0	0	0	0	0	0	100	
4:40 PM	0	43	0	0	0	36	0	0	0	0	0	0	0	0	0	0	79	
4:45 PM	0	69	0	0	0	40	0	0	0	0	0	0	0	0	0	0	109	
4:50 PM	0	48	0	0	0	24	0	0	0	0	0	0	0	0	0	0	72	
4:55 PM	0	47	0	0	0	34	0	0	0	0	0	0	0	0	0	0	81	1027
5:00 PM	0	43	0	0	0	37	0	0	0	0	0	0	0	0	0	0	80	1033
5:05 PM	0	59	0	0	0	36	0	0	0	0	0	0	0	0	0	0	95	1032
5:10 PM	0	59	0	0	0	38	0	0	1	0	0	0	0	0	0	0	98	1053
5:15 PM	0	66	0	0	0	24	0	0	0	0	0	0	0	0	0	0	90	1056
5:20 PM	0	68	0	0	0	45	0	0	0	0	0	0	0	0	0	0	113	1074
5:25 PM	0	53	0	0	0	24	0	0	0	0	0	0	0	0	0	0	77	1075
5:30 PM	1	50	0	0	0	39	0	0	0	0	0	0	0	0	0	0	90	1084
5:35 PM	0	65	0	0	0	28	0	0	0	0	1	0	0	0	0	0	94	1078
5:40 PM	0	59	0	0	0	53	0	0	0	0	0	0	0	0	0	0	112	1111
5:45 PM	0	52	0	0	0	35	0	0	0	0	0	0	0	0	0	0	87	1089
5:50 PM	0	61	0	0	0	39	0	0	0	0	1	0	0	0	0	0	101	1118
5:55 PM	1	62	0	0	0	31	1	0	0	0	0	0	0	0	0	0	95	1132
Peak 15-Min Flowrates	Northbound				Southbound				Eastbound				Westbound				Total	
	Left	Thru	Right	U	Left	Thru	Right	U	Left	Thru	Right	U	Left	Thru	Right	U		
All Vehicles	0	772	0	0	0	428	0	0	4	0	0	0	0	0	0	0	1204	
Heavy Trucks	0	0	0	0	0	0	0	0	0	0	0	0	0	0	0	0	0	
Pedestrians	0	0	0	0	0	0	0	0	0	0	0	0	0	0	0	0	0	
Bicycles	0	2	0	0	0	0	0	0	0	0	0	0	0	0	0	0	2	
Railroad																		
Stopped Buses																		

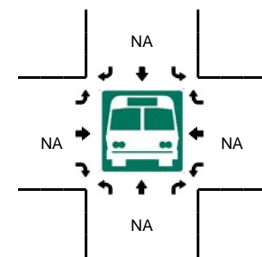
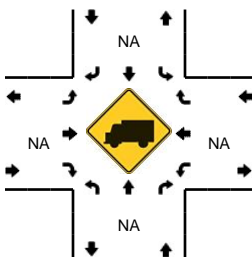
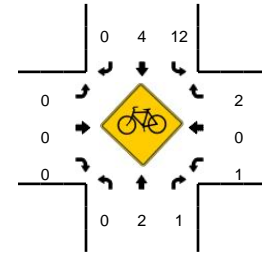
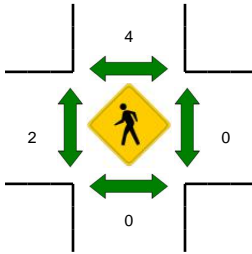
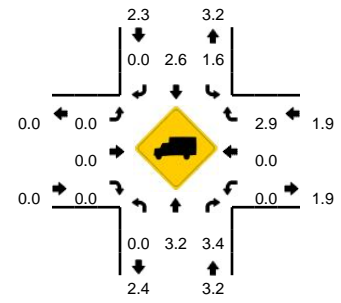
Comments:

LOCATION: Santa Cruz Ave -- Oakdell Dr
CITY/STATE: West Menlo Park, CA

QC JOB #: 14598924
DATE: Tue, Jan 16 2018



Peak-Hour: 7:35 AM -- 8:35 AM
Peak 15-Min: 7:50 AM -- 8:05 AM

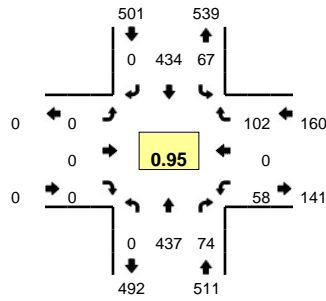


5-Min Count Period Beginning At	Santa Cruz Ave (Northbound)				Santa Cruz Ave (Southbound)				Oakdell Dr (Eastbound)				Oakdell Dr (Westbound)				Total	Hourly Totals
	Left	Thru	Right	U	Left	Thru	Right	U	Left	Thru	Right	U	Left	Thru	Right	U		
7:00 AM	0	21	3	0	0	9	0	0	0	0	0	0	2	0	1	0	36	
7:05 AM	0	28	6	0	2	18	0	0	0	0	0	0	0	0	0	0	54	
7:10 AM	0	32	5	0	4	24	0	0	0	0	0	0	1	0	1	0	67	
7:15 AM	0	24	0	0	0	18	0	0	0	0	0	0	3	0	3	0	48	
7:20 AM	0	38	3	0	4	14	0	0	0	0	0	0	1	0	5	0	65	
7:25 AM	0	32	3	0	2	24	0	0	0	0	0	0	1	0	5	0	67	
7:30 AM	0	51	1	0	1	23	0	0	0	0	0	0	2	0	3	0	81	
7:35 AM	0	59	3	0	6	21	0	0	0	0	0	0	1	0	4	0	94	
7:40 AM	0	47	1	0	8	45	0	0	0	0	0	0	3	0	3	0	107	
7:45 AM	0	62	3	0	7	52	0	0	0	0	0	0	1	0	1	0	126	
7:50 AM	0	49	3	0	13	42	0	0	0	0	0	0	4	0	6	0	117	
7:55 AM	0	49	2	0	17	37	0	0	0	0	0	0	2	0	6	0	113	975
8:00 AM	0	48	3	0	23	44	0	0	0	0	0	0	2	0	10	0	130	1069
8:05 AM	0	50	2	0	11	36	0	0	0	0	0	0	7	0	10	0	116	1131
8:10 AM	0	48	3	0	13	25	0	0	0	0	0	0	3	0	12	0	104	1168
8:15 AM	0	53	1	0	11	26	0	0	0	0	0	0	4	0	6	0	101	1221
8:20 AM	0	33	5	0	6	38	0	0	0	0	0	0	4	0	5	0	91	1247
8:25 AM	0	54	3	0	4	31	0	0	0	0	0	0	4	0	3	0	99	1279
8:30 AM	0	39	0	0	10	31	0	0	0	0	0	0	3	0	2	0	85	1283
8:35 AM	0	42	2	0	6	37	0	0	0	0	0	0	3	0	4	0	94	1283
8:40 AM	0	43	6	0	2	37	0	0	0	0	0	0	0	0	2	0	90	1266
8:45 AM	0	45	1	0	6	27	0	0	0	0	0	0	6	0	2	0	87	1227
8:50 AM	0	38	8	0	2	28	0	0	0	0	0	0	0	0	4	0	80	1190
8:55 AM	0	36	5	0	1	30	0	0	0	0	0	0	3	0	3	0	78	1155
Peak 15-Min Flowrates	Northbound				Southbound				Eastbound				Westbound				Total	
	Left	Thru	Right	U	Left	Thru	Right	U	Left	Thru	Right	U	Left	Thru	Right	U		
All Vehicles	0	584	32	0	212	492	0	0	0	0	0	0	32	0	88	0	1440	
Heavy Trucks	0	24	4	0	4	20	0	0	0	0	0	0	0	0	0	0	52	
Pedestrians	0	0	0	0	0	12	0	0	0	0	0	0	0	0	0	0	12	
Bicycles	0	0	1	0	2	1	0	0	0	0	0	0	0	0	0	0	4	
Railroad																		
Stopped Buses																		

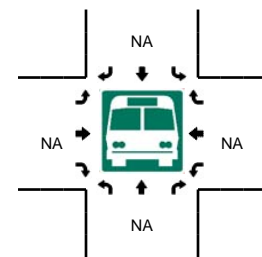
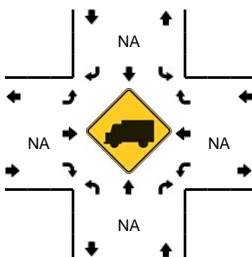
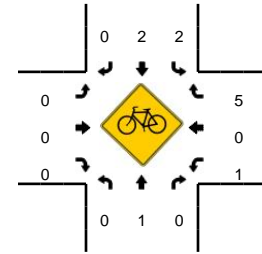
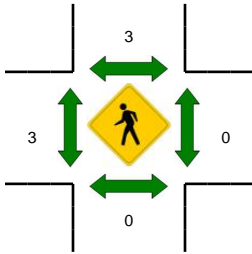
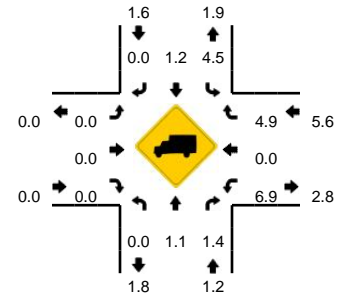
Comments:

LOCATION: Santa Cruz Ave -- Oakdell Dr
CITY/STATE: West Menlo Park, CA

QC JOB #: 14598925
DATE: Tue, Jan 16 2018



Peak-Hour: 3:00 PM -- 4:00 PM
Peak 15-Min: 3:05 PM -- 3:20 PM

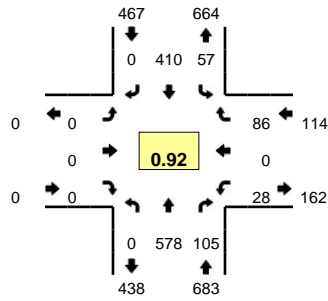


5-Min Count Period Beginning At	Santa Cruz Ave (Northbound)				Santa Cruz Ave (Southbound)				Oakdell Dr (Eastbound)				Oakdell Dr (Westbound)				Total	Hourly Totals
	Left	Thru	Right	U	Left	Thru	Right	U	Left	Thru	Right	U	Left	Thru	Right	U		
2:00 PM	0	25	5	0	0	33	0	0	0	0	0	0	2	0	2	0	67	
2:05 PM	0	26	6	0	3	23	0	0	0	0	0	0	3	0	3	0	64	
2:10 PM	0	22	4	0	1	24	0	0	0	0	0	0	5	0	4	0	60	
2:15 PM	0	25	2	0	6	21	0	0	0	0	0	0	3	0	2	0	59	
2:20 PM	0	26	7	0	5	23	0	0	0	0	0	0	4	0	2	0	67	
2:25 PM	0	31	4	0	5	29	0	0	0	0	0	0	9	0	5	0	83	
2:30 PM	0	35	9	0	6	30	0	0	0	0	0	0	3	0	3	0	86	
2:35 PM	0	35	6	0	2	33	0	0	0	0	0	0	3	0	3	0	82	
2:40 PM	0	24	7	0	4	31	0	0	0	0	0	0	2	0	3	0	71	
2:45 PM	0	39	7	0	10	29	0	0	0	0	0	0	1	0	3	0	89	
2:50 PM	0	42	7	0	4	28	0	0	0	0	0	0	5	0	4	0	90	
2:55 PM	0	31	3	0	4	28	0	0	0	0	0	0	6	0	9	0	81	899
3:00 PM	0	26	4	0	8	33	0	0	0	0	0	0	6	0	14	0	91	923
3:05 PM	0	34	8	0	7	37	0	0	0	0	0	0	4	0	15	0	105	964
3:10 PM	0	44	8	0	9	24	0	0	0	0	0	0	3	0	7	0	95	999
3:15 PM	0	36	12	0	6	34	0	0	0	0	0	0	6	0	14	0	108	1048
3:20 PM	0	29	6	0	5	35	0	0	0	0	0	0	7	0	5	0	87	1068
3:25 PM	0	41	5	0	3	46	0	0	0	0	0	0	3	0	6	0	104	1089
3:30 PM	0	43	4	0	2	49	0	0	0	0	0	0	6	0	6	0	110	1113
3:35 PM	0	34	2	0	6	36	0	0	0	0	0	0	4	0	4	0	86	1117
3:40 PM	0	33	1	0	3	34	0	0	0	0	0	0	4	0	10	0	85	1131
3:45 PM	0	51	8	0	3	40	0	0	0	0	0	0	2	0	10	0	114	1156
3:50 PM	0	35	7	0	3	36	0	0	0	0	0	0	5	0	7	0	93	1159
3:55 PM	0	31	9	0	12	30	0	0	0	0	0	0	8	0	4	0	94	1172
Peak 15-Min Flowrates	Northbound				Southbound				Eastbound				Westbound				Total	
	Left	Thru	Right	U	Left	Thru	Right	U	Left	Thru	Right	U	Left	Thru	Right	U		
All Vehicles	0	456	112	0	88	380	0	0	0	0	0	0	52	0	144	0	1232	
Heavy Trucks	0	4	0	0	0	4	0	0	0	0	0	0	4	0	0	0	12	
Pedestrians	0	0	0	0	0	0	0	0	0	0	0	0	0	0	0	0	0	
Bicycles	0	0	0	0	1	0	0	0	0	0	0	0	0	0	2	0	3	
Railroad																		
Stopped Buses																		

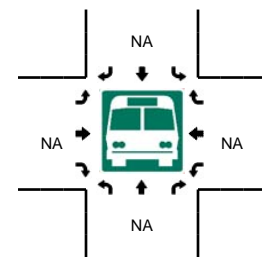
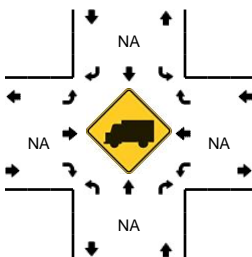
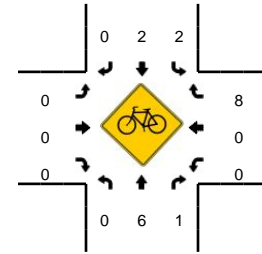
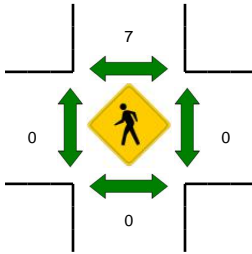
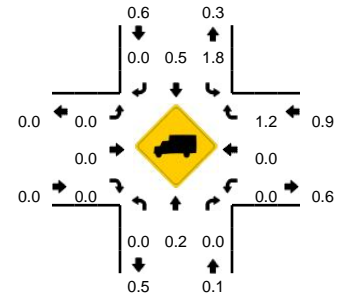
Comments:

LOCATION: Santa Cruz Ave -- Oakdell Dr
CITY/STATE: West Menlo Park, CA

QC JOB #: 14598926
DATE: Tue, Jan 16 2018



Peak-Hour: 4:55 PM -- 5:55 PM
Peak 15-Min: 5:40 PM -- 5:55 PM



5-Min Count Period Beginning At	Santa Cruz Ave (Northbound)				Santa Cruz Ave (Southbound)				Oakdell Dr (Eastbound)				Oakdell Dr (Westbound)				Total	Hourly Totals
	Left	Thru	Right	U	Left	Thru	Right	U	Left	Thru	Right	U	Left	Thru	Right	U		
4:00 PM	0	39	2	0	0	33	0	0	0	0	0	0	5	0	6	0	85	
4:05 PM	0	43	7	0	2	44	0	0	0	0	0	0	8	0	8	0	112	
4:10 PM	0	31	6	0	2	24	0	0	0	0	0	0	12	0	11	0	86	
4:15 PM	0	37	5	0	4	34	0	0	0	0	0	0	5	0	3	0	88	
4:20 PM	0	49	10	0	2	37	0	0	0	0	0	0	4	0	10	0	112	
4:25 PM	0	24	7	0	5	37	0	0	0	0	0	0	9	0	7	0	89	
4:30 PM	0	31	6	0	8	32	0	0	0	0	0	0	6	0	7	0	90	
4:35 PM	0	50	6	0	4	32	0	0	0	0	0	0	7	0	7	0	106	
4:40 PM	0	41	6	0	5	33	0	0	0	0	0	0	4	0	2	0	91	
4:45 PM	0	59	9	0	2	35	0	0	0	0	0	0	3	0	5	0	113	
4:50 PM	0	33	8	0	5	23	0	0	0	0	0	0	3	0	4	0	76	
4:55 PM	0	52	2	0	7	32	0	0	0	0	0	0	1	0	10	0	104	1152
5:00 PM	0	35	4	0	5	35	0	0	0	0	0	0	2	0	3	0	84	1151
5:05 PM	0	45	14	0	2	38	0	0	0	0	0	0	0	0	10	0	109	1148
5:10 PM	0	50	10	0	3	35	0	0	0	0	0	0	4	0	4	0	106	1168
5:15 PM	0	57	8	0	5	28	0	0	0	0	0	0	2	0	7	0	107	1187
5:20 PM	0	54	9	0	4	38	0	0	0	0	0	0	1	0	4	0	110	1185
5:25 PM	0	53	7	0	3	26	0	0	0	0	0	0	0	0	11	0	100	1196
5:30 PM	0	40	9	0	8	37	0	0	0	0	0	0	1	0	8	0	103	1209
5:35 PM	0	52	5	0	3	25	0	0	0	0	0	0	3	0	8	0	96	1199
5:40 PM	0	51	12	0	6	51	0	0	0	0	0	0	4	0	6	0	130	1238
5:45 PM	0	47	11	0	6	29	0	0	0	0	0	0	4	0	8	0	105	1230
5:50 PM	0	42	14	0	5	36	0	0	0	0	0	0	6	0	7	0	110	1264
5:55 PM	0	56	8	0	4	28	0	0	0	0	0	0	1	0	6	0	103	1263
Peak 15-Min Flowrates	Northbound				Southbound				Eastbound				Westbound				Total	
	Left	Thru	Right	U	Left	Thru	Right	U	Left	Thru	Right	U	Left	Thru	Right	U		
All Vehicles	0	560	148	0	68	464	0	0	0	0	0	0	56	0	84	0	1380	
Heavy Trucks	0	0	0	0	0	4	0	0	0	0	0	0	0	0	0	0	4	
Pedestrians	0	0	0	0	0	0	0	0	0	0	0	0	0	0	0	0	0	
Bicycles	0	2	0	0	1	0	0	0	0	0	0	0	0	0	2	0	5	
Railroad																		
Stopped Buses																		

Comments: