



LOOK AND FEEL OPTIONS SELECTED BY NFOCC

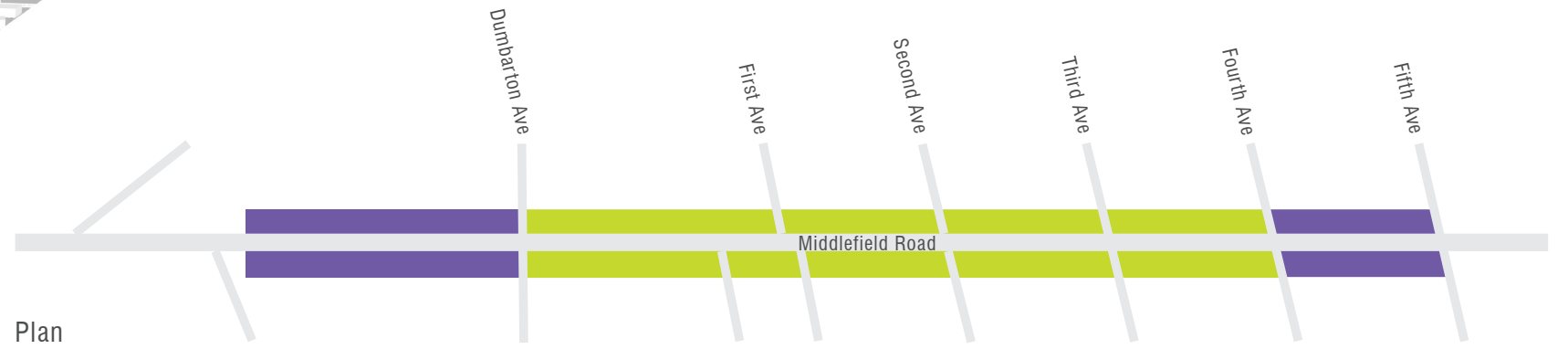
JANUARY 25, 2018



What street tree layout would you like to see? (Please rank 1-3, with 1 being your top choice.)

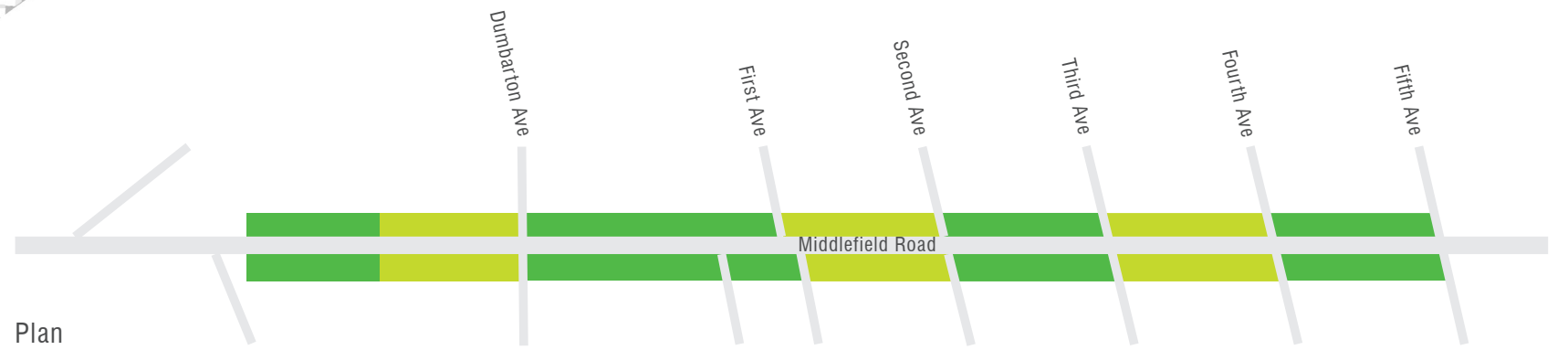
Option A - Gateway

- Standard trees in the middle blocks and accent trees at ends of project creating gateway
- 2 tree species



Option B - Alternating

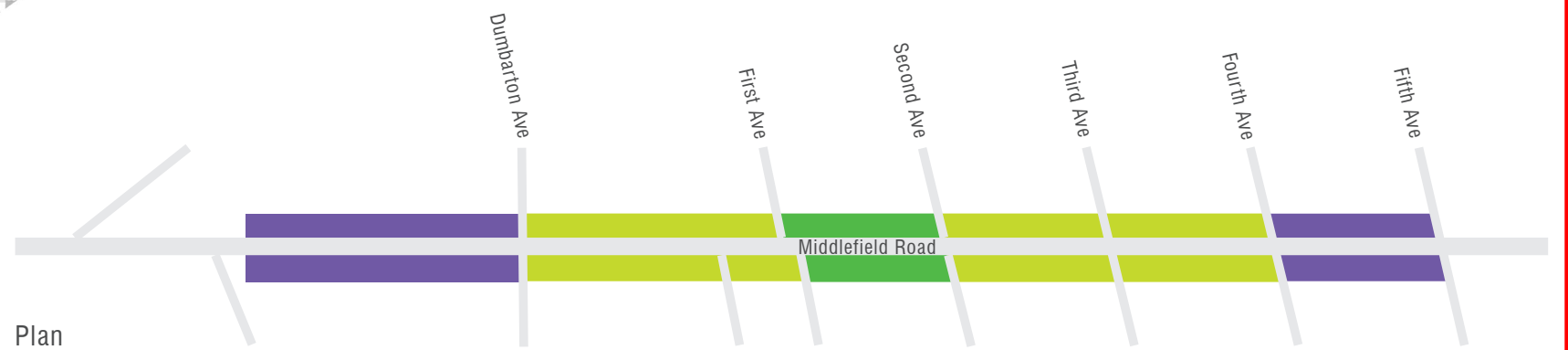
- Alternating standard tree species at select intersections
- 2 tree species



SELECTED

Option C - Gateway and Alternating

- Accent trees at ends creating gateway and alternating standard tree species in middle
- 3 tree species



■ Accent Tree ■ Standard Tree



What **standard** street tree species would you like to see? (Please rank 1-3, with 1 being your top choice.)



Option A **Musashino Sawleaf Zelkova**
 40'H x 10-15'W, Deciduous

- *Form / Habit:* Vase, erect with high canopy
- *Notable Characteristics:* Bronze/red fall color



Option B **Red Pointe Red Maple**
 40'H x 20'W, Deciduous

- *Form / Habit:* Pyramidal, upright
- *Notable Characteristics:* Red fall color

SELECTED





Option C **Brisbane Box**
 30-35'H x 20'W, Evergreen

- *Form / Habit:* Oval or rounded, erect or spreading
- *Notable Characteristics:* Evergreen; showy white flowers in spring; striking bark

What **accent** street tree species would you like to see?

(Please rank 1-2, with 1 being your top choice.)

TIE



Option A

Autumn Gold Maidenhair Tree

35'H x 25'W, Deciduous

- *Form / Habit:* Rounded or umbrella, erect or spreading
- *Notable Characteristics:* Gold fall color



Option B

Purple Flowering Locust

30-40'H x 20-30'W, Deciduous

- *Form / Habit:* Oval, upright, open canopy
- *Notable Characteristics:* Pink flowers in spring and summer; yellow fall color

What street furnishings color would you like to see? (Please rank 1-4, with 1 being your top choice.)



Roadway Light


Pedestrian Light



Standard Bench - with back



Standard Bench - backless



Bike Rack

Option A - Cobalt Blue
(To match fence at new County parking lot)



Option B - Dark Green



SELECTED

Option C - Rust
(To match existing lights on Middlefield Rd. south of 5th Ave. and on 5th Ave.)



Option D - Black



San Mateo County Standard



Trash Receptacle

(County standard colors only)

Recycling Receptacle

(County standard colors only)



What special bulb-out seating would you like to see? (Please rank 1-2, with 1 being your top choice.)

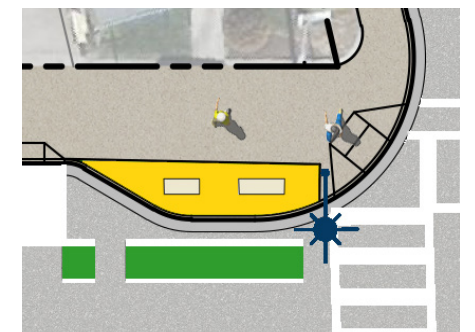


Option A **Sculptural Precast Concrete**
Mfr: QCP

SELECTED



Option B **Poured-in-Place or Precast Concrete Seatwall with Mosaic**
Mfr: Custom



Plan - Typical bulb-out seating and paving locations shown in yellow (two locations total).



What special bulb-out paving would you like to see? (Please rank 1-3, with 1 being your top choice.)




Option A Standard Concrete Paving and Pavers

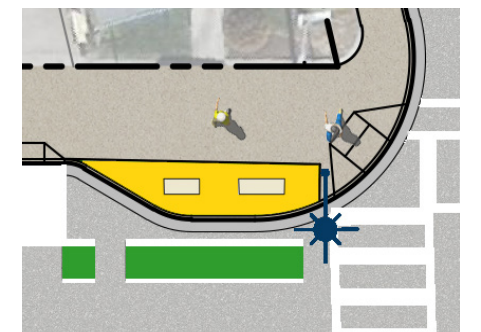


Option B Standard Concrete Paving with Graphic

SELECTED



Option C Mosaic Tiles and Standard Concrete Paving



Plan - Typical bulb-out seating and paving locations shown in yellow (two locations total).



What public art and community identity elements would you like to see?



North Fair Oaks Entry Signage System

Existing Locations: Middlefield Road in front of Fair Oaks Library, Intersection of Middlefield Road & 8th Avenue, 5th Avenue at Waverly Avenue (pictured above), corner of 5th Avenue & Fair Oaks Avenue




Wall Mural

Existing Locations: Fair Oaks Health Center, Fair Oaks Community Center, Hampshire Avenue & Fair Oaks Avenue (pictured above)



Utility Box Art

Existing Locations of Utility Box Art: 5th Avenue at Middlefield Road, Middlefield Road at 8th Avenue (pictured above on left), 5th Avenue at Semicircular Road (pictured above on right), 5th Avenue at Waverly Avenue



Street Light Banner

Typical size: 18" x 48"

Community Council liked all the public art and community identity elements

Please provide any comments here.
